



US00D657758S

(12) **United States Design Patent**  
**Morikawa et al.**

(10) **Patent No.:** **US D657,758 S**  
(45) **Date of Patent:** **\*\* Apr. 17, 2012**

(54) **LIGHT SOURCE OF LIGHT EMITTING DIODE**

(75) Inventors: **Makoto Morikawa**, Nara (JP);  
**Toshifumi Ogata**, Osaka (JP); **Kenji Sugiura**, Osaka (JP); **Noriyasu Tanimoto**, Osaka (JP); **Masumi Abe**, Osaka (JP); **Ryo Minamihata**, Osaka (JP)

(73) Assignee: **Panasonic Corporation**, Osaka (JP)

(\*\*) Term: **14 Years**

(21) Appl. No.: **29/398,603**

(22) Filed: **Aug. 2, 2011**

**Related U.S. Application Data**

(62) Division of application No. 29/378,852, filed on Nov. 10, 2010, now Pat. No. Des. 645,418.

(30) **Foreign Application Priority Data**

May 14, 2010 (JP) ..... 2010-011827  
May 14, 2010 (JP) ..... 2010-011828  
May 14, 2010 (JP) ..... 2010-011830

(51) **LOC (9) Cl.** ..... **13-03**

(52) **U.S. Cl.** ..... **D13/180**

(58) **Field of Classification Search** ..... D13/180;  
D26/1, 2; 257/79, 80, 81, 88, 89, 95, 98,  
257/99, 100, E33.058; 313/483, 498, 500;  
362/555, 800

See application file for complete search history.

(56) **References Cited**

**U.S. PATENT DOCUMENTS**

D440,513 S 4/2001 Smith  
6,855,962 B2 2/2005 Shakuda et al.

D510,913 S 10/2005 Sumitani  
D528,996 S 9/2006 Egawa  
D531,139 S 10/2006 Egawa et al.  
D535,262 S 1/2007 Saito et al.  
D565,753 S 4/2008 Uemoto et al.  
D566,059 S 4/2008 Tanaka  
D587,218 S 2/2009 Imai et al.  
D597,502 S 8/2009 Ogata et al.  
D627,921 S 11/2010 Chen  
7,837,370 B2 11/2010 Bierhuizen et al.  
D629,963 S 12/2010 Little, Jr. et al.  
7,872,418 B2 1/2011 Hata et al.  
D636,355 S 4/2011 Tsai et al.  
D636,356 S 4/2011 Yamada  
D642,997 S \* 8/2011 Morikawa et al. .... D13/180  
D645,418 S \* 9/2011 Morikawa et al. .... D13/180

\* cited by examiner

*Primary Examiner* — Selina Sikder

(74) *Attorney, Agent, or Firm* — Brinks Hofer Gilson & Lione

(57) **CLAIM**

We claim the ornamental design for a light source of light emitting diode, as shown and described.

**DESCRIPTION**

FIG. 1 is a front perspective view of a light source of light emitting diode of the present invention;  
FIG. 2 is a front view thereof;  
FIG. 3 is a rear view thereof;  
FIG. 4 is a first side view thereof;  
FIG. 5 is a second side view thereof;  
FIG. 6 is a top view thereof; and,  
FIG. 7 is a bottom view thereof.

The broken line showing of light source of light emitting diode is included for the purpose of illustrating environment and forms no part of the claimed design. Additionally, the unevenly broken lines in the drawings define the limits of the claimed design.

**1 Claim, 7 Drawing Sheets**

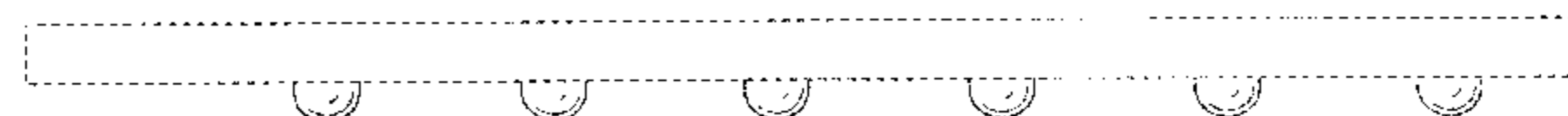
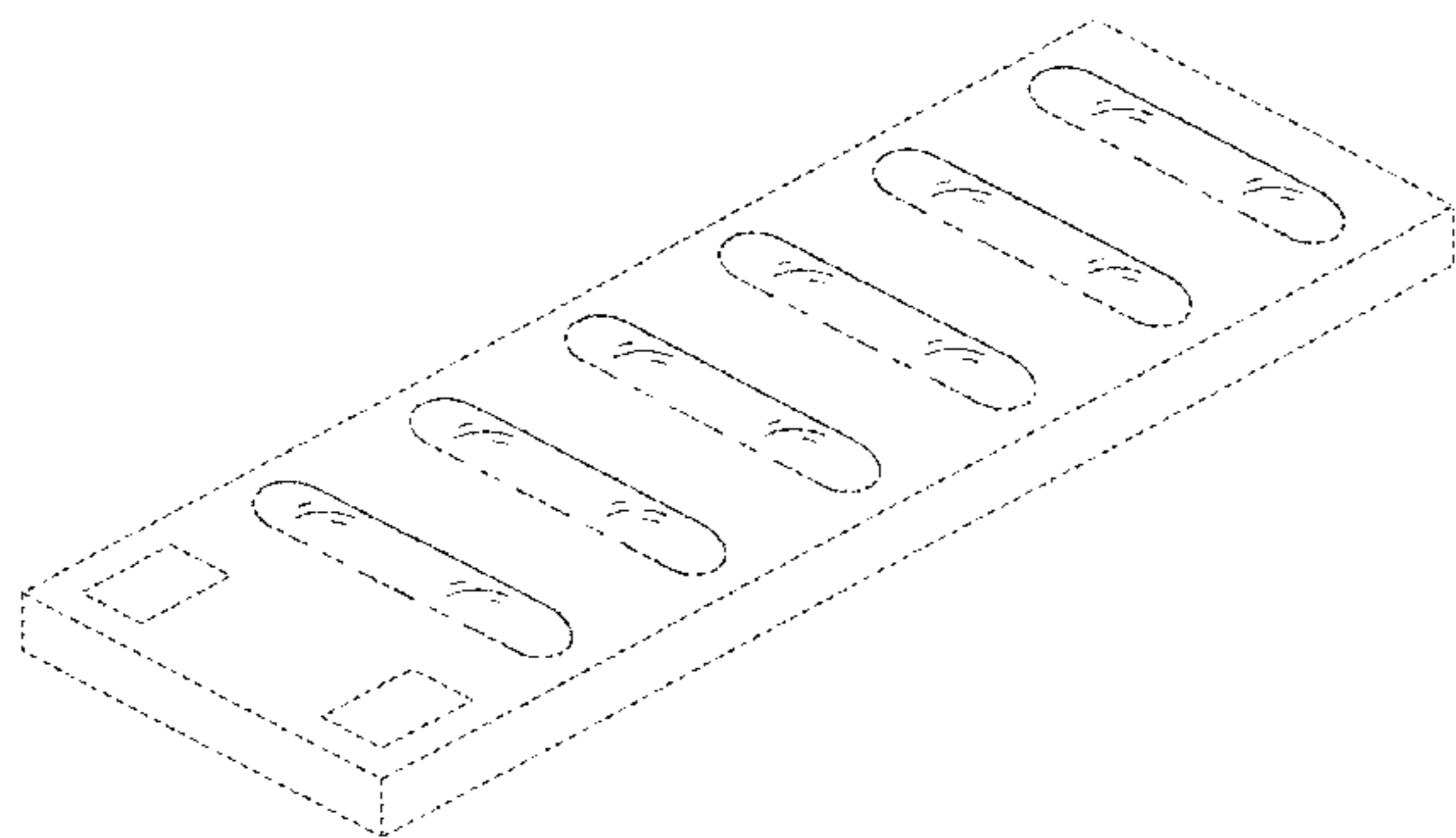


FIG.1

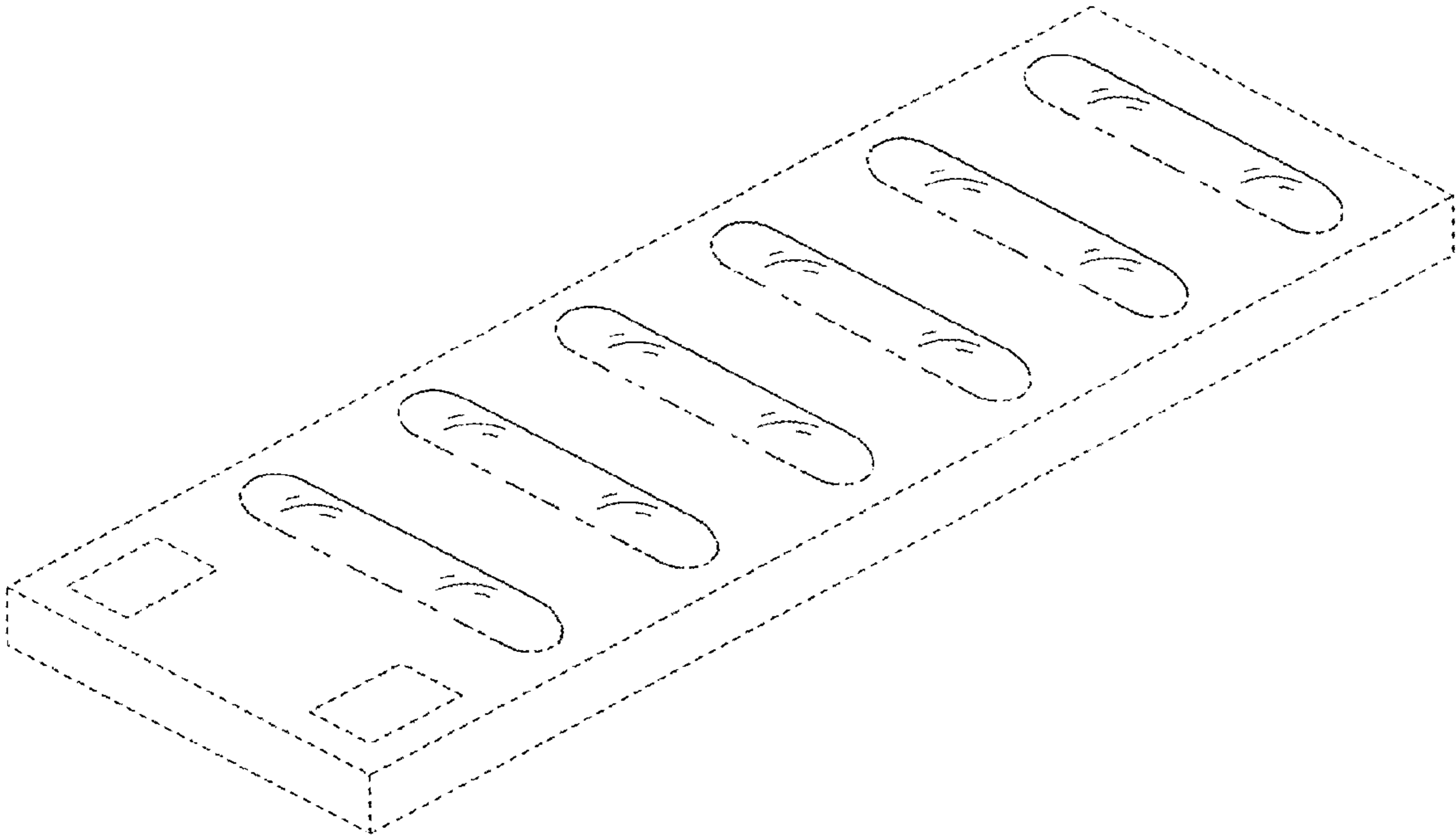
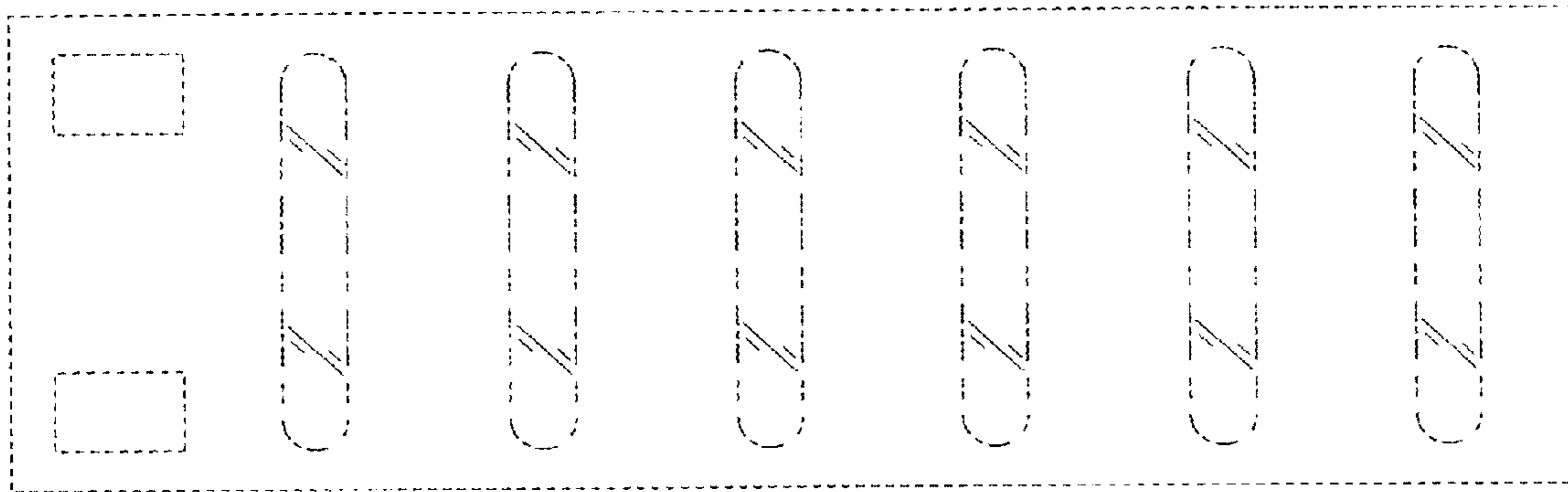


FIG.2



**FIG.3**




FIG.4




FIG. 5




FIG.6

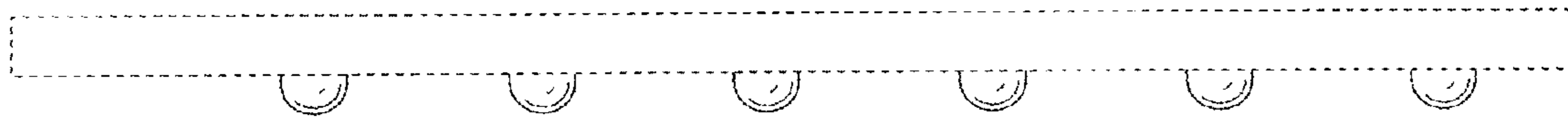


FIG.7

