



US00D657756S

(12) **United States Design Patent**
Mueller

(10) **Patent No.:** **US D657,756 S**

(45) **Date of Patent:** **** Apr. 17, 2012**

(54) **LOW PROFILE HEAT SPREADER FOR A
COMPUTER MEMORY MODULE**

(75) Inventor: **Martin Mueller**, Fremont, CA (US)

(73) Assignee: **Corsair Memory, Inc.**, Fremont, CA
(US)

(**) Term: **14 Years**

(21) Appl. No.: **29/404,205**

(22) Filed: **Oct. 17, 2011**

(51) **LOC (9) Cl.** **13-03**

(52) **U.S. Cl.** **D13/179**

(58) **Field of Classification Search** D13/179;

165/80.3, 104.26, 104.33, 122, 151, 185;

257/706, 707, 718-722; 361/695, 697, 700,

361/702, 704, 709, 710, 711, 719

See application file for complete search history.

(56) **References Cited**

U.S. PATENT DOCUMENTS

6,297,966	B1 *	10/2001	Lee et al.	361/799
7,365,985	B1 *	4/2008	Ni	361/715
7,382,617	B2 *	6/2008	Yu et al.	361/704
7,391,613	B2 *	6/2008	Lai et al.	361/700
D597,966	S *	8/2009	Shih	D13/179
7,606,035	B2 *	10/2009	Park et al.	361/715
D610,557	S *	2/2010	Chen et al.	D13/179
D626,520	S *	11/2010	Chen et al.	D13/179

D626,521	S *	11/2010	Chen et al.	D13/179
2010/0038054	A1 *	2/2010	Chen et al.	165/80.2
2010/0175852	A1 *	7/2010	Peterson	165/80.2

* cited by examiner

Primary Examiner — Selina Sikder

(74) *Attorney, Agent, or Firm* — Reed Smith LLP

(57) **CLAIM**

The ornamental design for a low profile heat spreader for a computer memory module, as shown and described.

DESCRIPTION

FIG. 1 is a front right side perspective view of a low profile heat spreader for a computer memory module showing our design;

FIG. 2 is a front view of the low profile heat spreader for a computer memory module;

FIG. 3 is a rear view of the low profile heat spreader for a computer memory module;

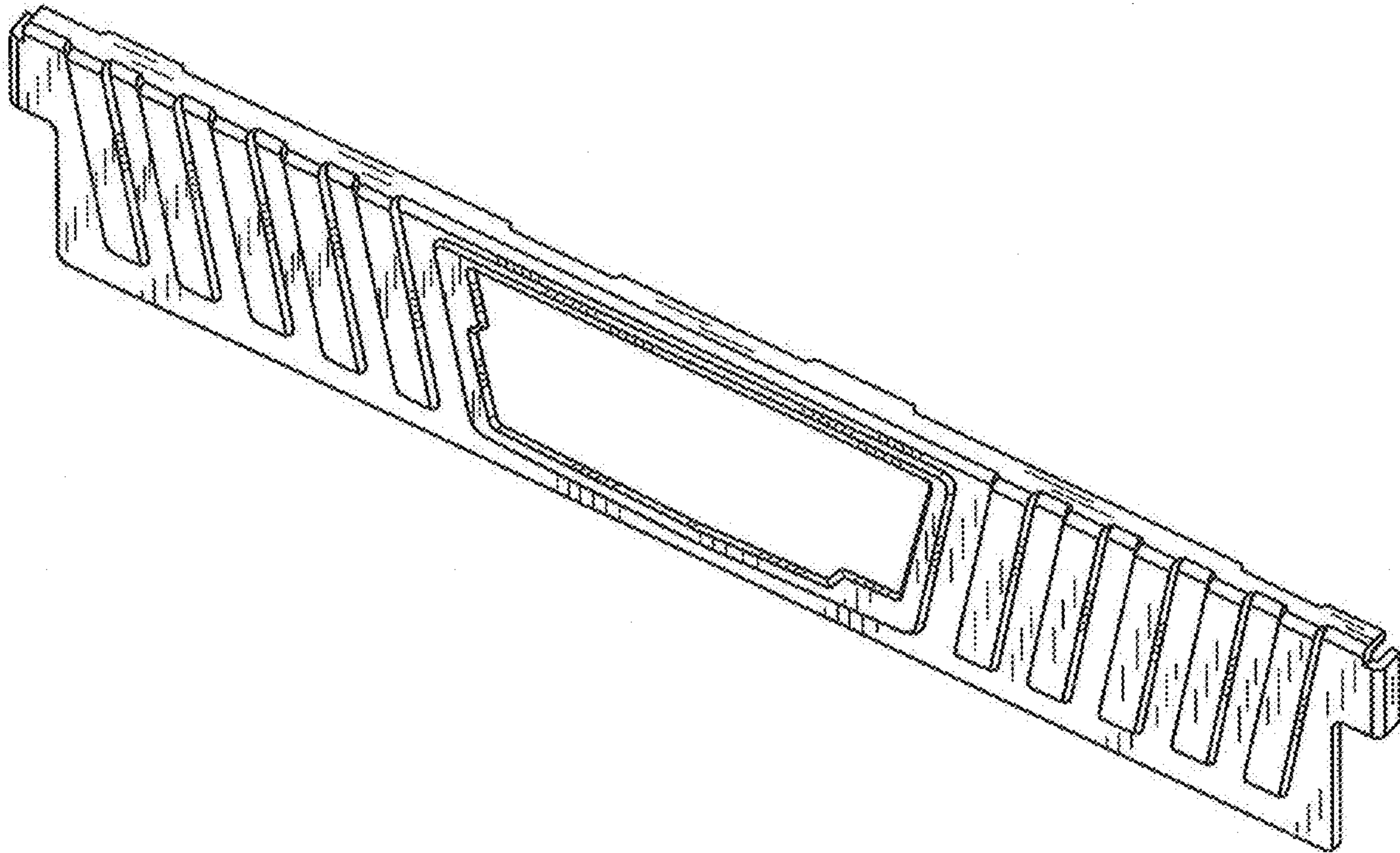
FIG. 4 is a top side view of the low profile heat spreader for a computer memory module;

FIG. 5 is a bottom side view of the low profile heat spreader for a computer memory module; and,

FIG. 6 is a right or left side view of the low profile heat spreader for a computer memory module.

The shade lines in the figures show contour and not surface ornamentation.

1 Claim, 4 Drawing Sheets



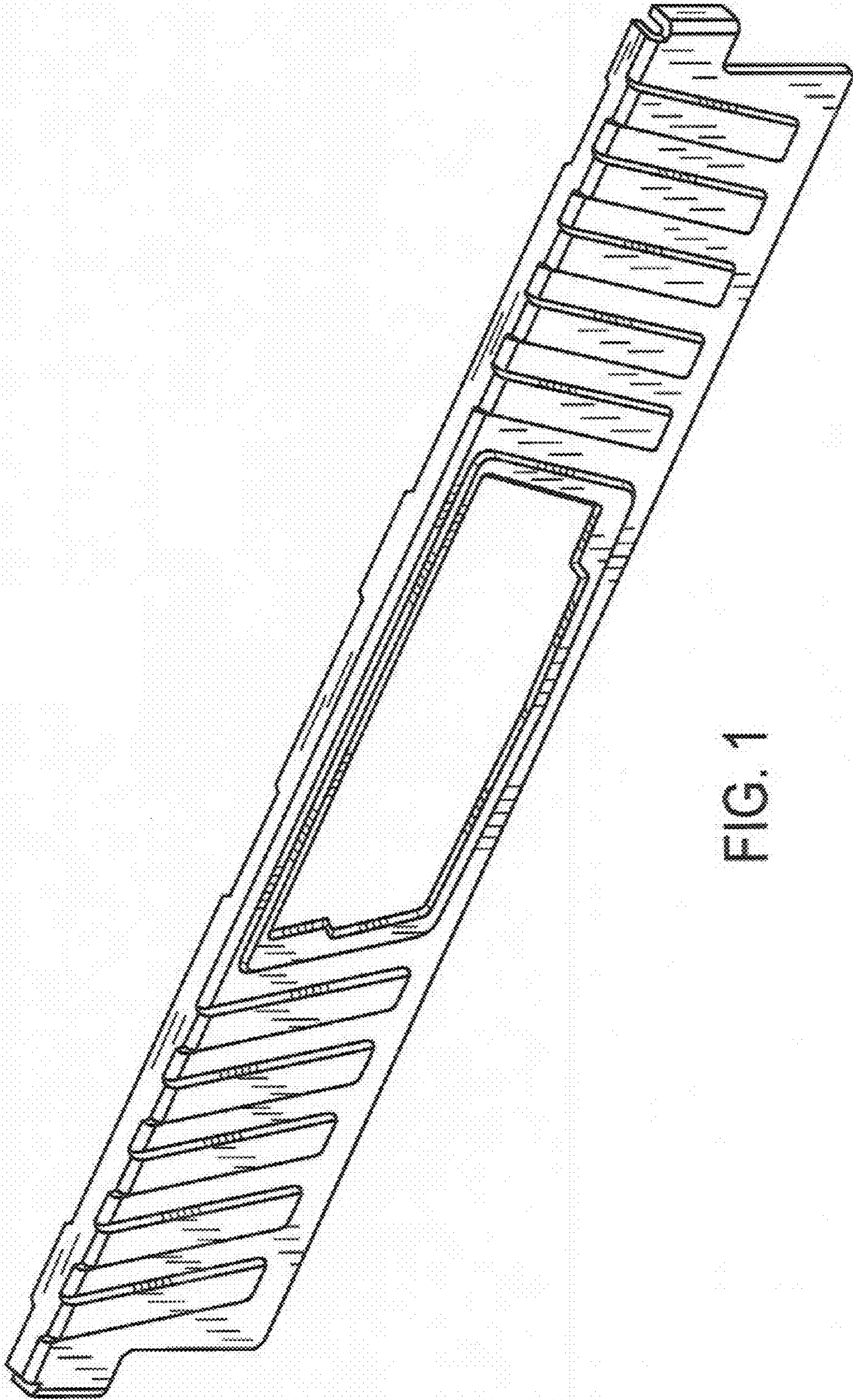


FIG. 1

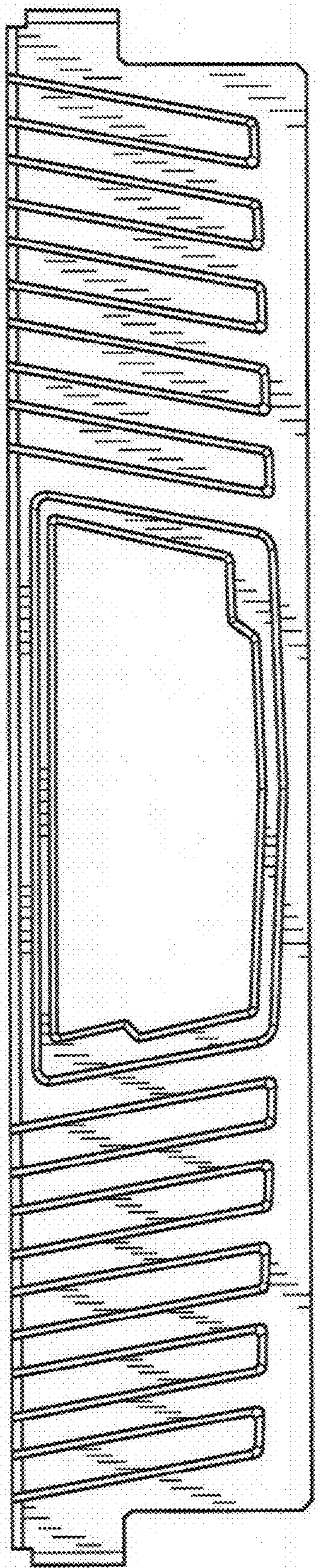


FIG. 2

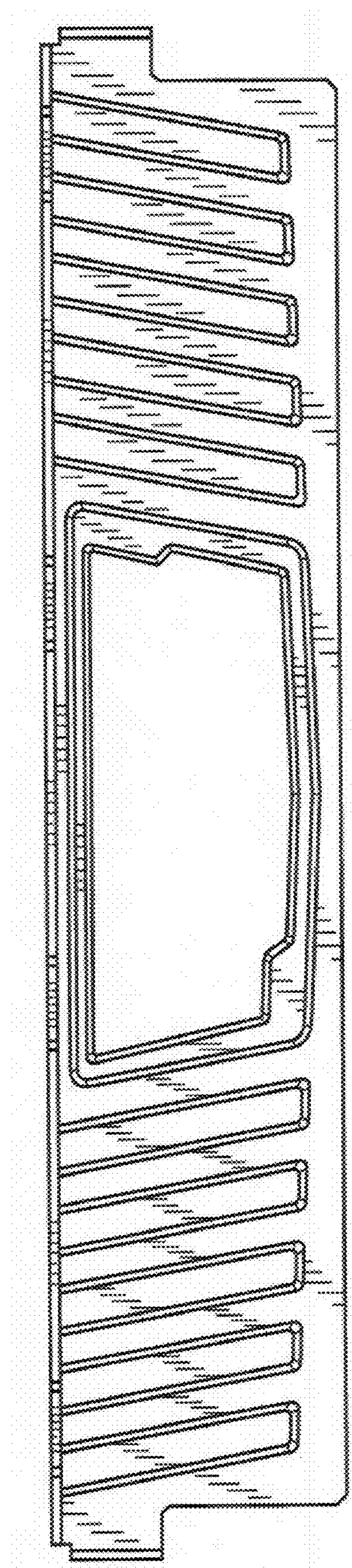


FIG. 3



FIG. 4




FIG. 5



FIG. 6