



US00D657753S

(12) **United States Design Patent**
Hein et al.

(10) **Patent No.:** **US D657,753 S**
(45) **Date of Patent:** **** Apr. 17, 2012**

(54) **CONTROL INTERFACE**

(75) Inventors: **Richard L. Hein**, Hartland, WI (US);
Thomas G. Dolnik, South Milwaukee,
WI (US); **Douglas J Carpiaux**,
Milwaukee, WI (US); **Matthew T.**
Zabel, St. Paul, MN (US)

(73) Assignee: **Cooper Technologies Company**,
Houston, TX (US)

(**) Term: **14 Years**

(21) Appl. No.: **29/369,802**

(22) Filed: **Sep. 13, 2010**

(51) **LOC (9) Cl.** **13-03**

(52) **U.S. Cl.** **D13/164**

(58) **Field of Classification Search** D13/162,
D13/164; D10/49, 50; D14/443; 200/5 R,
200/5 A, 5 E, 293, 296, 308, 310, 314; 340/500;
341/22, 34; 345/156, 173; 361/600, 601,
361/622, 627, 628, 679.01; 700/17, 83; 715/700,
715/810

See application file for complete search history.

(56) **References Cited**

U.S. PATENT DOCUMENTS

4,786,895 A * 11/1988 Castaneda 345/160
5,666,268 A * 9/1997 Rix et al. 361/692
6,080,940 A * 6/2000 Rice 200/5 A

6,236,399 B1 * 5/2001 Nishiyama et al. 715/810
7,176,898 B2 * 2/2007 Litwiller 345/173
7,423,555 B2 * 9/2008 Chai 341/22
D607,418 S * 1/2010 Kleman et al. D13/164
D610,096 S * 2/2010 Gemme et al. D13/162
D618,182 S * 6/2010 Stiles et al. D13/164
2008/0270937 A1 * 10/2008 Poulet et al. 715/810
2011/0037718 A1 * 2/2011 Stephanick et al. 345/173

* cited by examiner

Primary Examiner — Selina Sikder

(74) *Attorney, Agent, or Firm* — King & Spalding LLP


(57) **CLAIM**

The ornamental design for a control interface, as shown and described.

DESCRIPTION

FIG. 1 is a front elevation view of the control interface in accordance with our design;
FIG. 2 is a perspective view thereof;
FIG. 3 is a right side view thereof;
FIG. 4 is a left side view thereof;
FIG. 5 is a back view thereof;
FIG. 6 is a top view thereof;
FIG. 7 is a bottom view thereof;
FIG. 8 is a front elevation view of a second embodiment; and,
FIG. 9 is a perspective view thereof.
The broken lines shown herein are for illustrative purposes only and form no part of the claimed design.

1 Claim, 4 Drawing Sheets



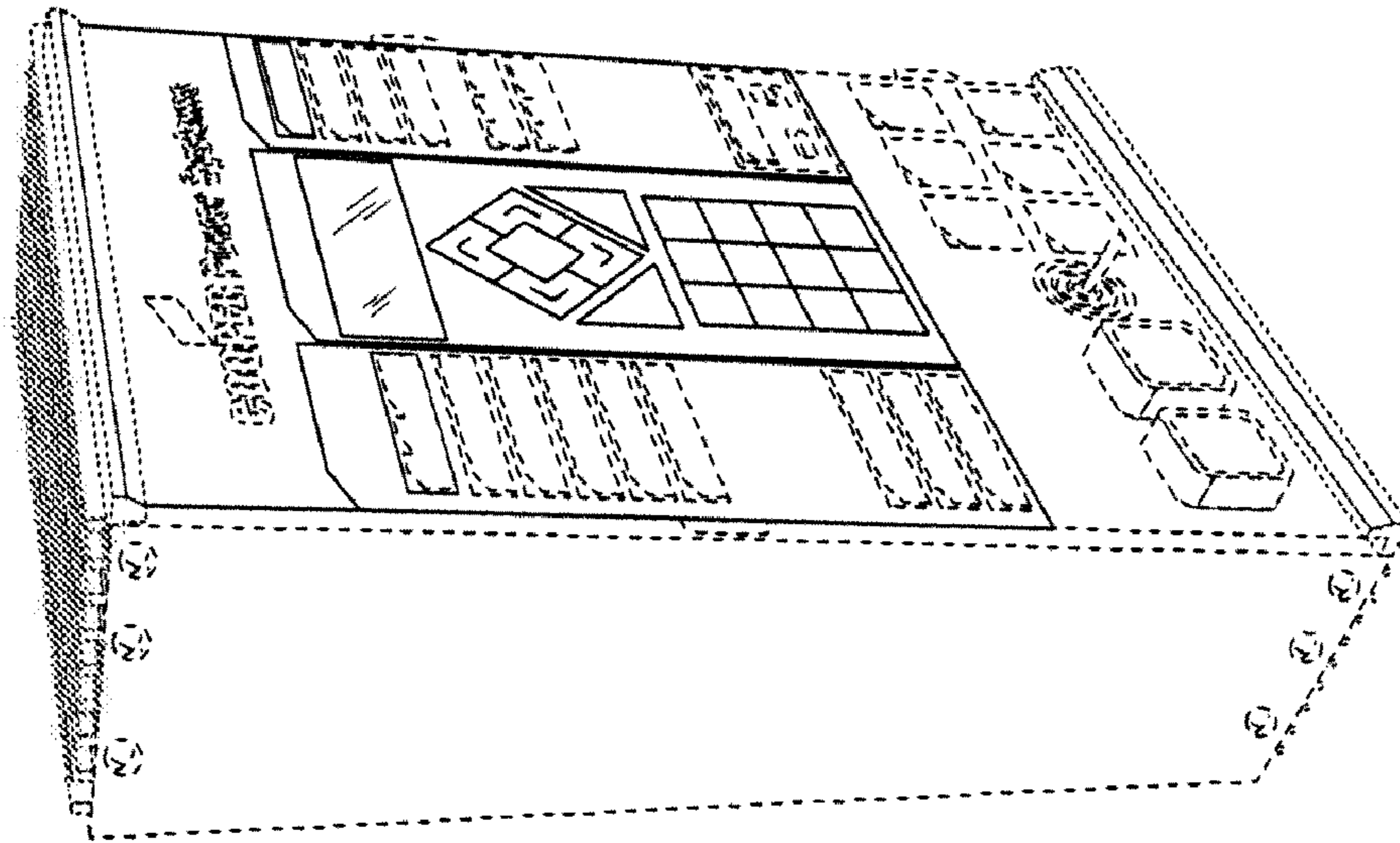


FIG. 2

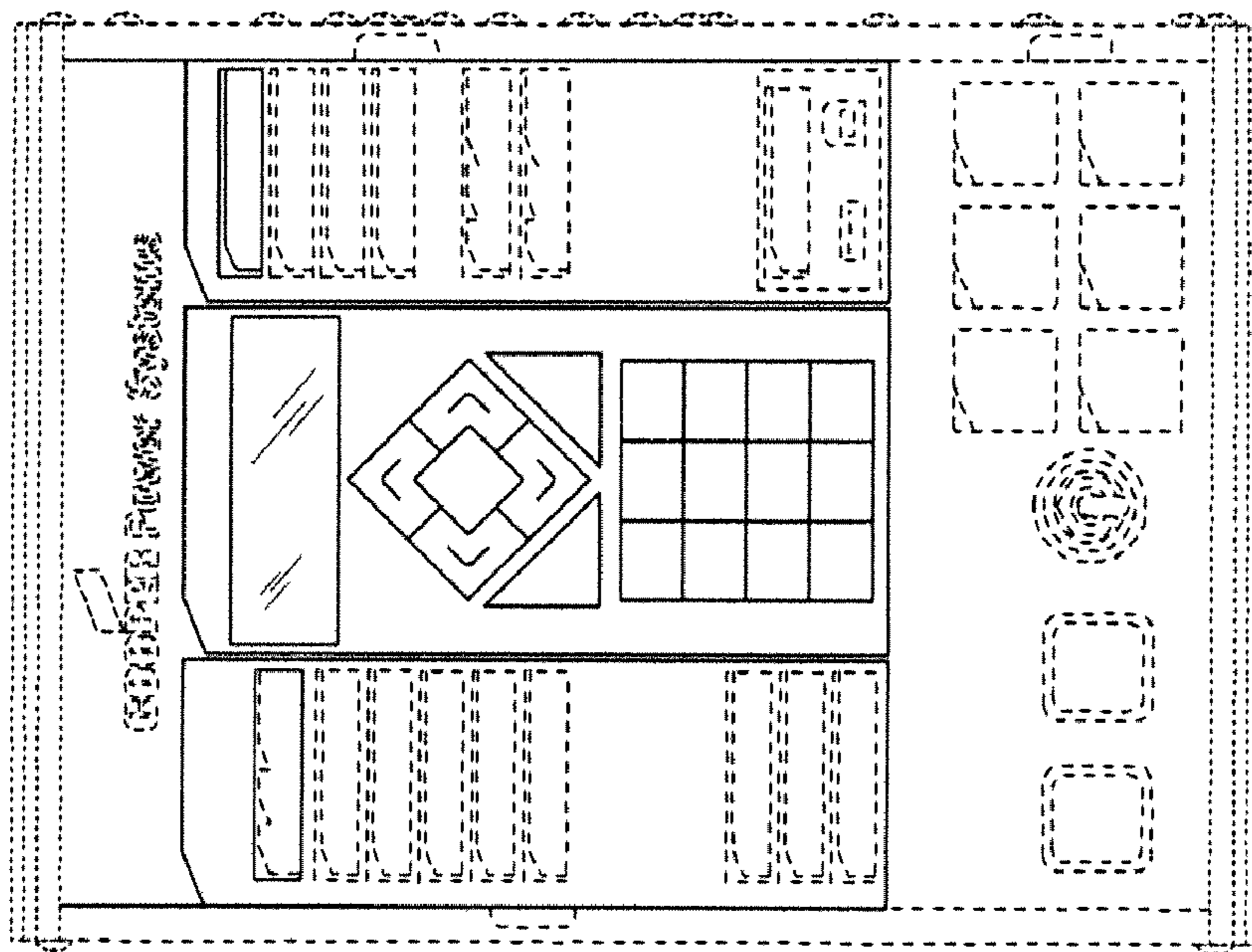


FIG. 1




FIG. 5

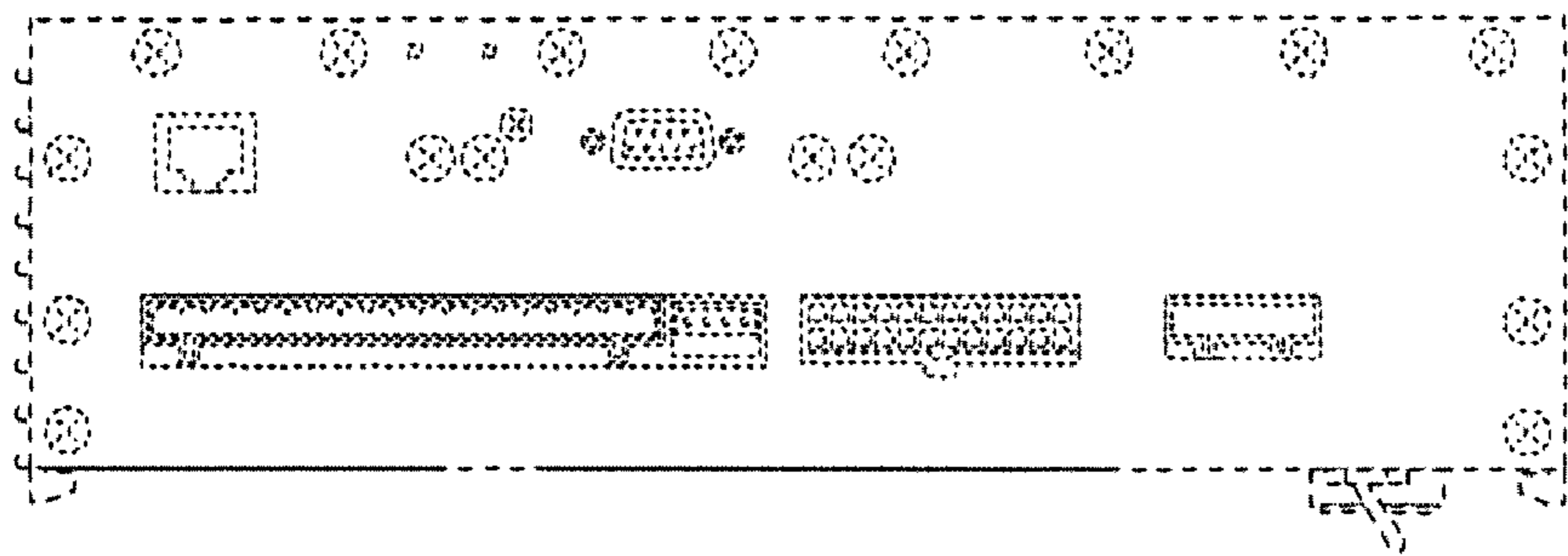


FIG. 4




FIG. 3




FIG. 6




FIG. 7

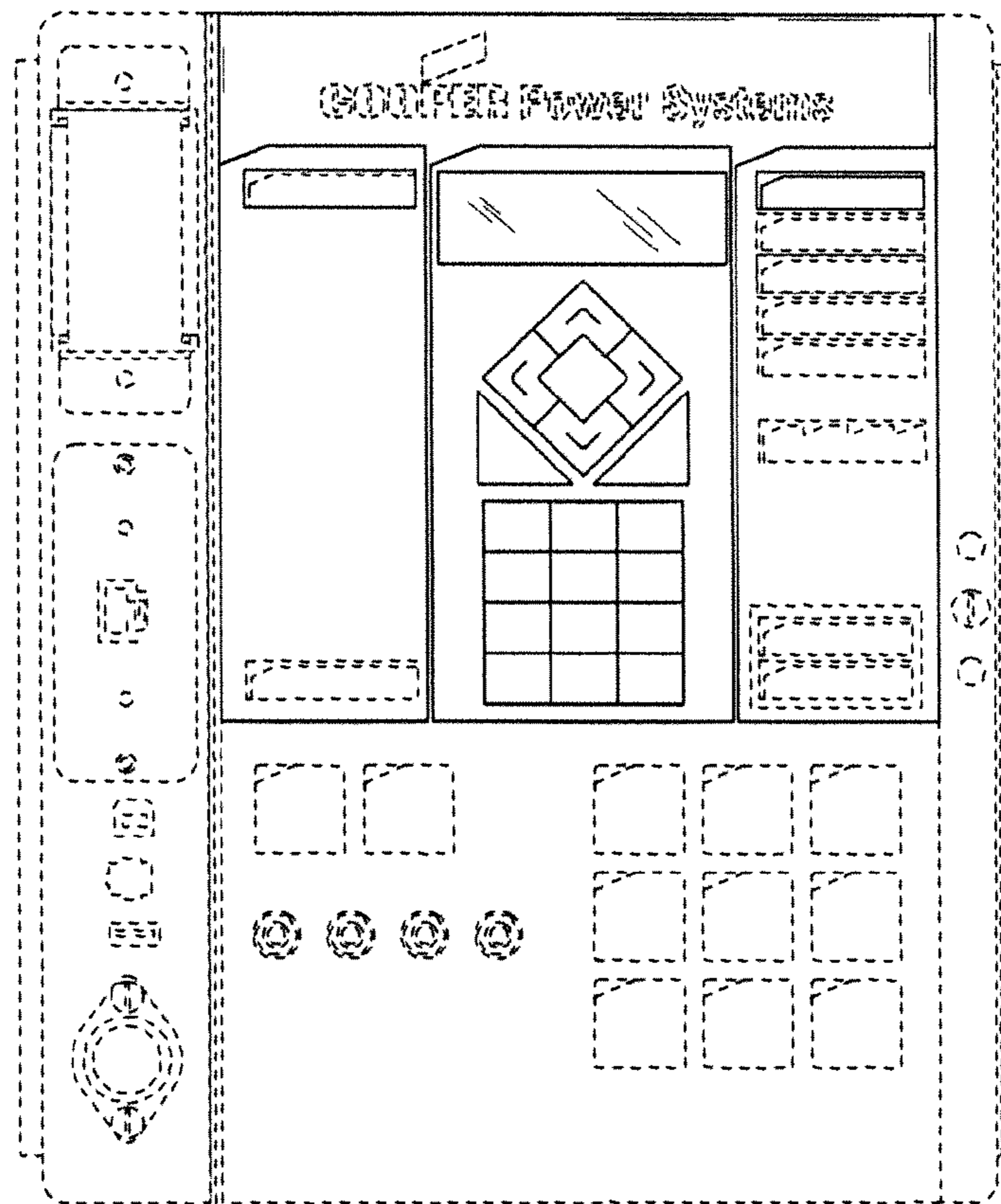


FIG. 8

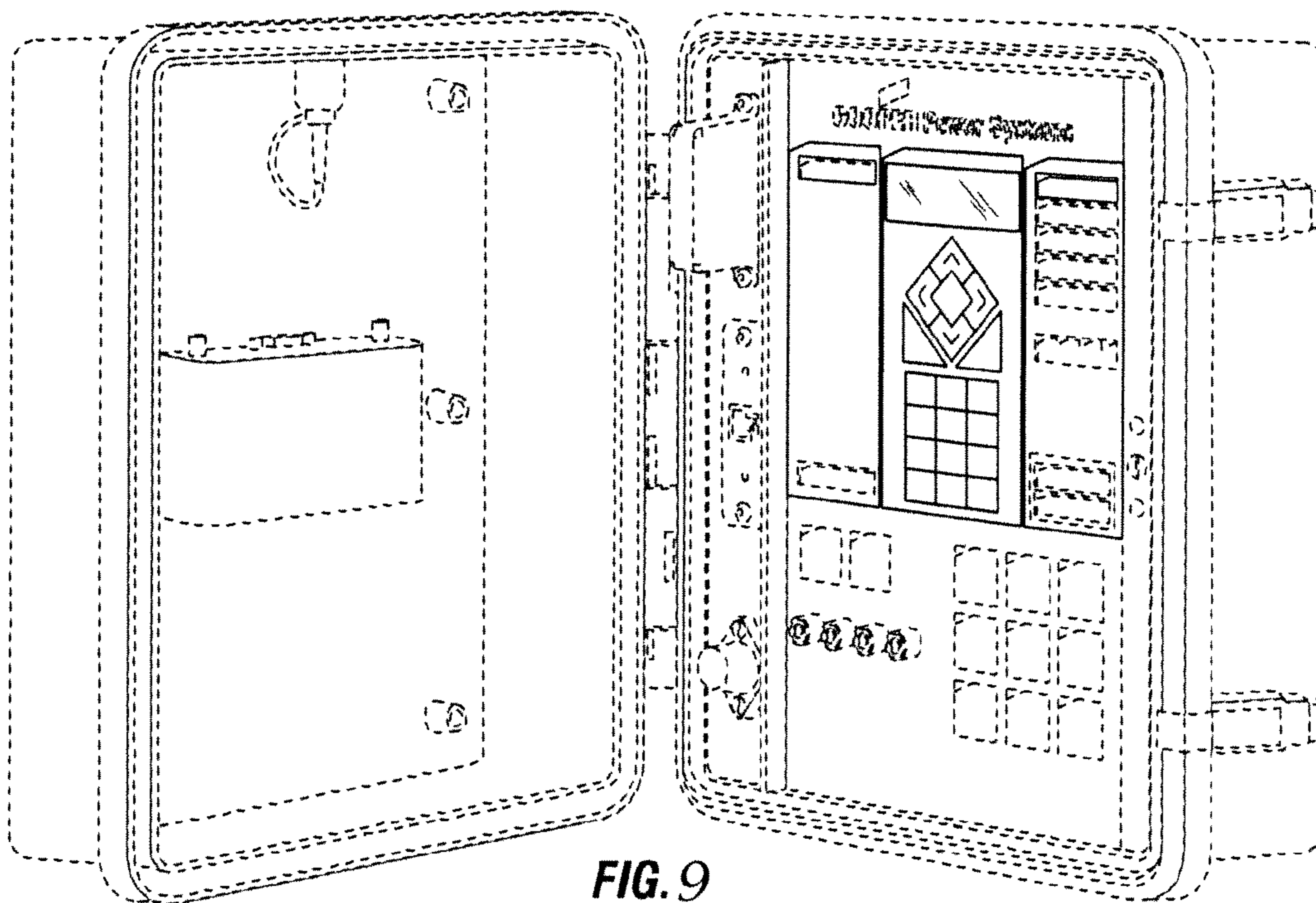


FIG. 9