



US00D657746S

(12) **United States Design Patent**
Utudjian

(10) **Patent No.:** **US D657,746 S**
(45) **Date of Patent:** **** Apr. 17, 2012**

(54) **CUSHIONING DEVICE FOR SUPPORTING AN ELECTRICAL COMPONENT**

6,839,929 B2 * 1/2005 Stolpmann 5/710
2005/0072893 A1 4/2005 Brown 248/444
2006/0138297 A1 6/2006 Esimai 248/346.01

(75) Inventor: **Reuben E. Utudjian**, London (GB)

FOREIGN PATENT DOCUMENTS

(73) Assignee: **Viral Holdings Limited**, Middlesex (GB)

GB 2 414 169 A 11/2005
WO WO 02/078493 A1 10/2002

(**) Term: **14 Years**

OTHER PUBLICATIONS

(21) Appl. No.: **29/354,872**

UK Patent Office Search Report from GB0911305.1 dated Aug. 12, 2009, 4 pgs.

(22) Filed: **Jan. 29, 2010**

* cited by examiner

(51) **LOC (9) Cl.** **13-03**

Primary Examiner — Daniel Bui

(52) **U.S. Cl.** **D13/154**

(74) *Attorney, Agent, or Firm* — Woodard Emhardt Moriarty McNett & Henry LLP

(58) **Field of Classification Search** D2/133,
D2/146, 147, 154, 156, 184, 701, 946, 947,
D2/961, 999; D8/354, 380, 499; D13/147,
D13/154, 156, 184; D29/122; D34/28, 35,
D34/38; 439/37, 577, 586, 587, 590, 592,
439/702-707, 933, 937

(57) **CLAIM**

The ornamental design for a cushioning device for supporting an electronic component, as shown and described.

See application file for complete search history.

(56) **References Cited**

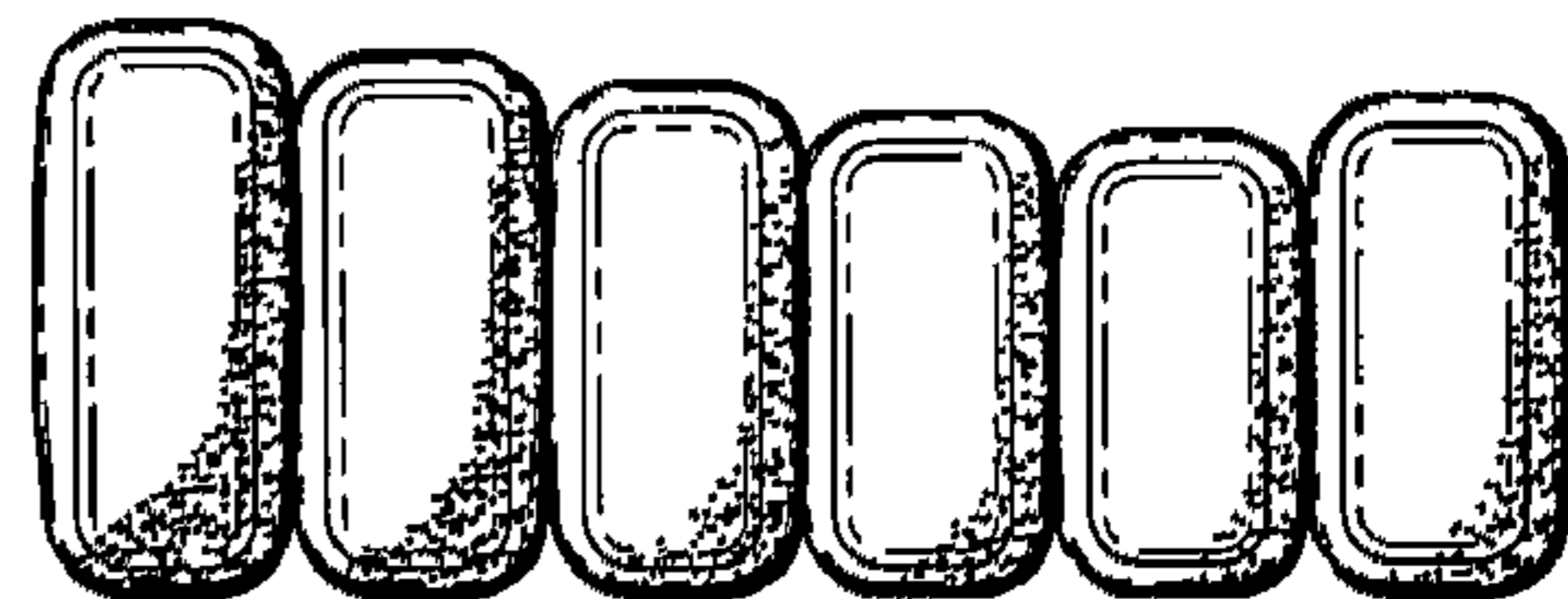
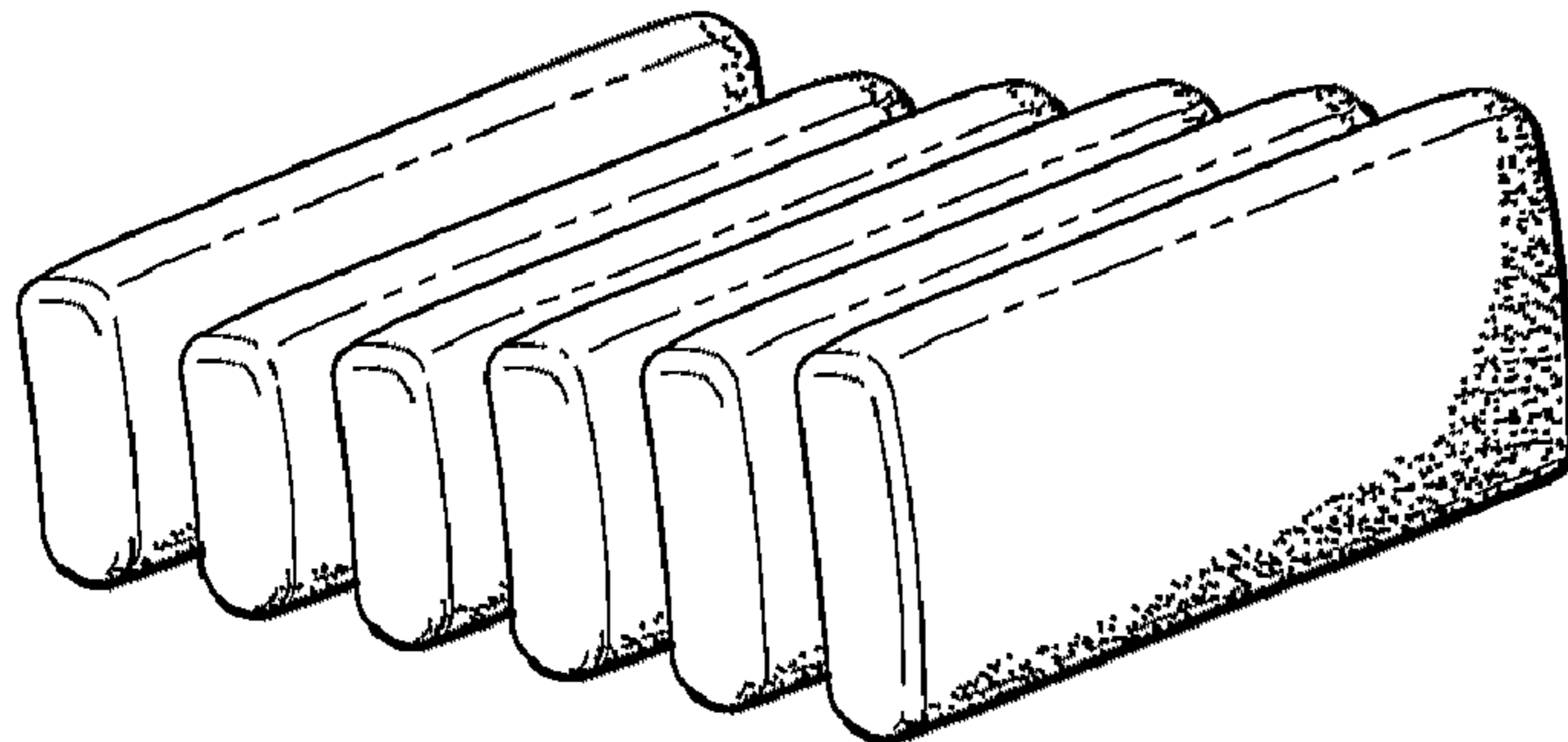
DESCRIPTION

U.S. PATENT DOCUMENTS

3,974,532 A * 8/1976 Ecchuya 5/724
4,916,765 A * 4/1990 Castronovo, Jr. 5/640
5,005,702 A 4/1991 Davis et al. 206/562
5,533,218 A * 7/1996 Fahy 5/636
D398,914 S 9/1998 Pulver D14/114
5,953,777 A * 9/1999 Buck 5/636
6,047,425 A * 4/2000 Khazaal 5/644
6,321,402 B1 * 11/2001 Ming-Chung 5/636
D460,854 S * 7/2002 Hung D2/961

FIG. 1 is a perspective view, showing my new design;
FIG. 2 is a top plan view thereof;
FIG. 3 is a rear elevational view thereof;
FIG. 4 is a bottom plan view thereof;
FIG. 5 is a front elevational view thereof;
FIG. 6 is a right side elevational view thereof; and,
FIG. 7 is a left side elevational view thereof.

1 Claim, 2 Drawing Sheets






Fig. 1

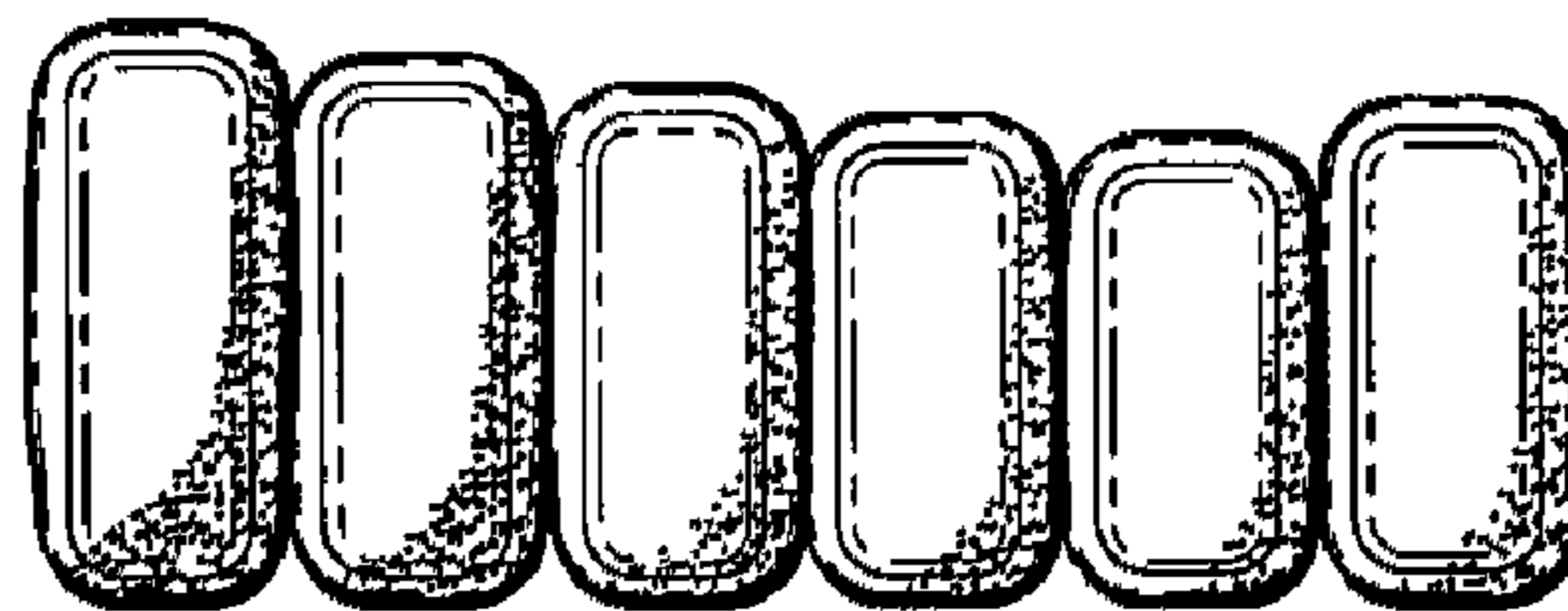


Fig. 6

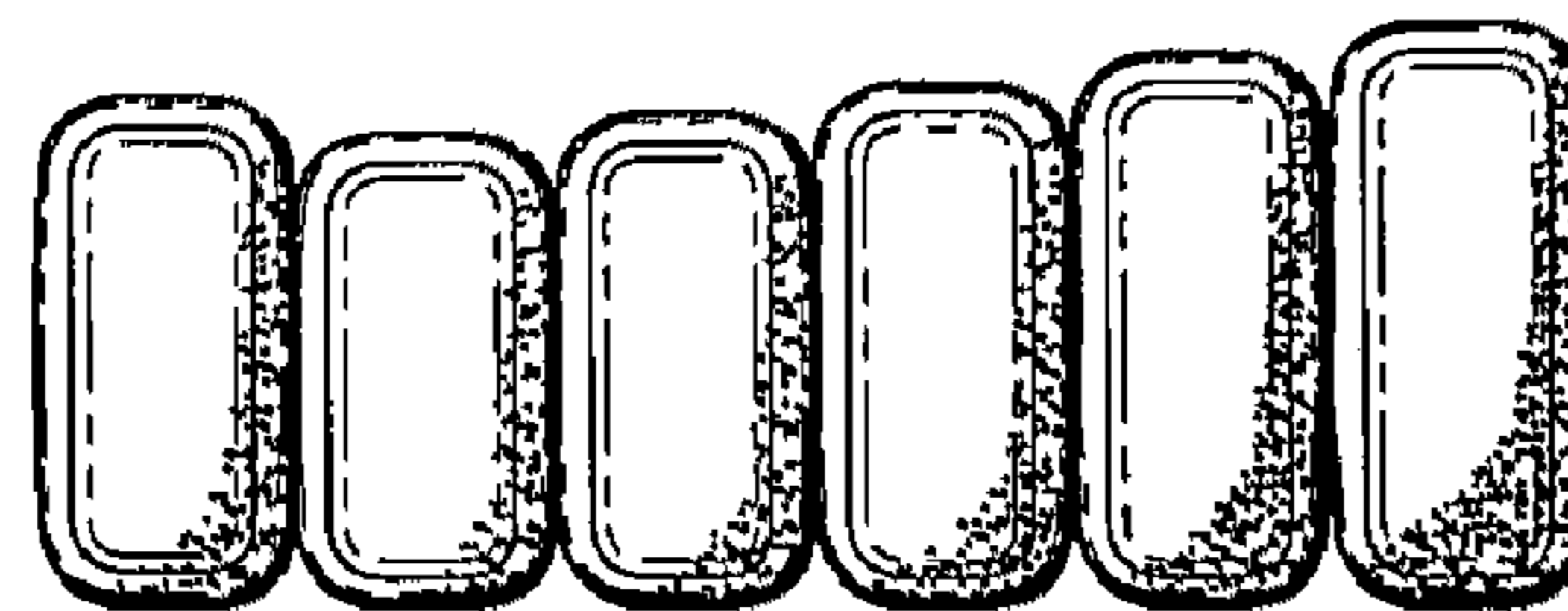


Fig. 7




Fig. 2




Fig. 3




Fig. 4




Fig. 5

UNITED STATES PATENT AND TRADEMARK OFFICE
CERTIFICATE OF CORRECTION

PATENT NO. : D657,746 S
APPLICATION NO. : 29/354872
DATED : April 17, 2012
INVENTOR(S) : Reuben Utudjian

Page 1 of 1

It is certified that error appears in the above-identified patent and that said Letters Patent is hereby corrected as shown below:

On the face of the patent, between lines (65) and (51), please insert the following:

--(30) **Foreign Application Priority Data**

Jul. 30, 2009 (EM)...001596206-0003--

Signed and Sealed this
First Day of January, 2013



David J. Kappos
Director of the United States Patent and Trademark Office