



US00D657719S

(12) **United States Design Patent**
Garceau et al.

(10) **Patent No.:** **US D657,719 S**
(45) **Date of Patent:** **** Apr. 17, 2012**

- (54) **ROOF BOW**
- (75) Inventors: **Bernard F. Garceau**, Vandalia, MI (US);
Robert G. Chew, Edwardsburg, MI (US)
- (73) Assignee: **Norco Industries, Inc.**, Compton, CA (US)
- (**) Term: **14 Years**
- (21) Appl. No.: **29/390,732**
- (22) Filed: **Apr. 28, 2011**

3,035,161 A	5/1962	Kalt
3,205,002 A	9/1965	Seng
RE25,914 E	11/1965	Richter et al.
3,226,153 A	12/1965	Haid
3,700,277 A	10/1972	Montean, Jr.
3,741,561 A	6/1973	Reidenbach
3,921,320 A	11/1975	McWilliams
3,962,015 A	6/1976	Heimann
4,072,337 A *	2/1978	Barker 296/163
4,089,148 A	5/1978	Oehmsen et al.
4,623,189 A	11/1986	Stead
4,639,033 A	1/1987	Wheatley et al.
4,660,882 A	4/1987	Hensiek
4,854,633 A	8/1989	Kraft et al.
4,887,406 A	12/1989	Saia
4,902,065 A	2/1990	Thralls
5,000,507 A	3/1991	Baxter
5,423,587 A	6/1995	Ingram
5,429,408 A	7/1995	Henning et al.
5,443,295 A	8/1995	Moberly
5,540,016 A	7/1996	Clausen
5,681,076 A	10/1997	Yoshii

Related U.S. Application Data

- (63) Continuation of application No. 29/376,982, filed on Oct. 15, 2010, now Pat. No. Des. 650,723.
- (51) **LOC (9) Cl.** **12-10**
- (52) **U.S. Cl.** **D12/106**
- (58) **Field of Classification Search** D12/19, D12/129, 101-106; D21/425, 435; D34/21-26, D34/12, 16; 280/204, 205, 63, 475, 482, 280/647; 296/168, 180, 180.2, 10, 61, 100.01-100.08, 296/210

See application file for complete search history.

(56) **References Cited**

U.S. PATENT DOCUMENTS

1,093,657 A	5/1914	Sisson
1,910,397 A	5/1933	Lewis
1,947,682 A	2/1934	Swan
2,138,084 A	11/1938	Bare
2,205,640 A	6/1940	Wendt
2,368,405 A	1/1945	Black
2,500,021 A	3/1950	Black
2,645,521 A	7/1953	Judson
2,697,990 A	12/1954	Parsons et al.
3,022,106 A	2/1962	Black

(Continued)

Primary Examiner — Caron D Veynar
Assistant Examiner — Katrina A Betton
 (74) *Attorney, Agent, or Firm* — Hahn Loeser & Parks, LLP;
 Keith J. Marcinowski

(57) **CLAIM**

The ornamental design for a roof bow, as shown and described.

DESCRIPTION

FIG. 1 is a front plan view of a roof bow;
 FIG. 2 is an end view of a roof bow;
 FIG. 3 is a perspective view of a roof bow; and,
 FIG. 4 is a top view of a roof bow.
 In the drawings, the broken lines depict portions of the design that form no part of the claimed design.

1 Claim, 2 Drawing Sheets



US D657,719 S

Page 2

U.S. PATENT DOCUMENTS

5,706,752	A	1/1998	Menne, Jr. et al.	D489,650	S	5/2004	Garceau	
5,769,486	A	6/1998	Novoa et al.	6,983,984	B2	1/2006	Garceau	
5,860,547	A	1/1999	Cozzolino et al.	7,134,711	B1	11/2006	Yoder	
6,073,993	A	6/2000	Iwatsuki et al.	7,261,366	B2	8/2007	Garceau	
6,135,532	A	10/2000	Martin	D603,103	S *	10/2009	Ferrara et al.	D29/122
6,173,547	B1	1/2001	Lipson	D608,261	S *	1/2010	Furuhata et al.	D12/190
6,224,126	B1	5/2001	Martin et al.	D633,421	S *	3/2011	Peltola et al.	D12/181
6,349,521	B1	2/2002	McKeon et al.	2001/0042993	A1	11/2001	Patelczyk	
6,360,491	B1	3/2002	Ullman	2002/0116892	A1	8/2002	Baranian	
6,494,525	B1	12/2002	Blank	2003/0188499	A1	10/2003	Bronner	
6,502,895	B2	1/2003	Taylor	2006/0249977	A1	11/2006	Stephenson et al.	
6,505,883	B1	1/2003	Ehrlich	2007/0063533	A1	3/2007	Zehnder et al.	
6,588,824	B2	7/2003	Neubrand	2009/0206636	A1	8/2009	Nydam	

* cited by examiner

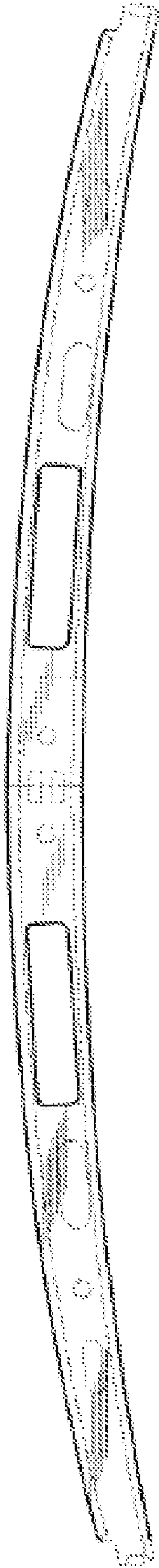


FIG. 1




FIG. 2

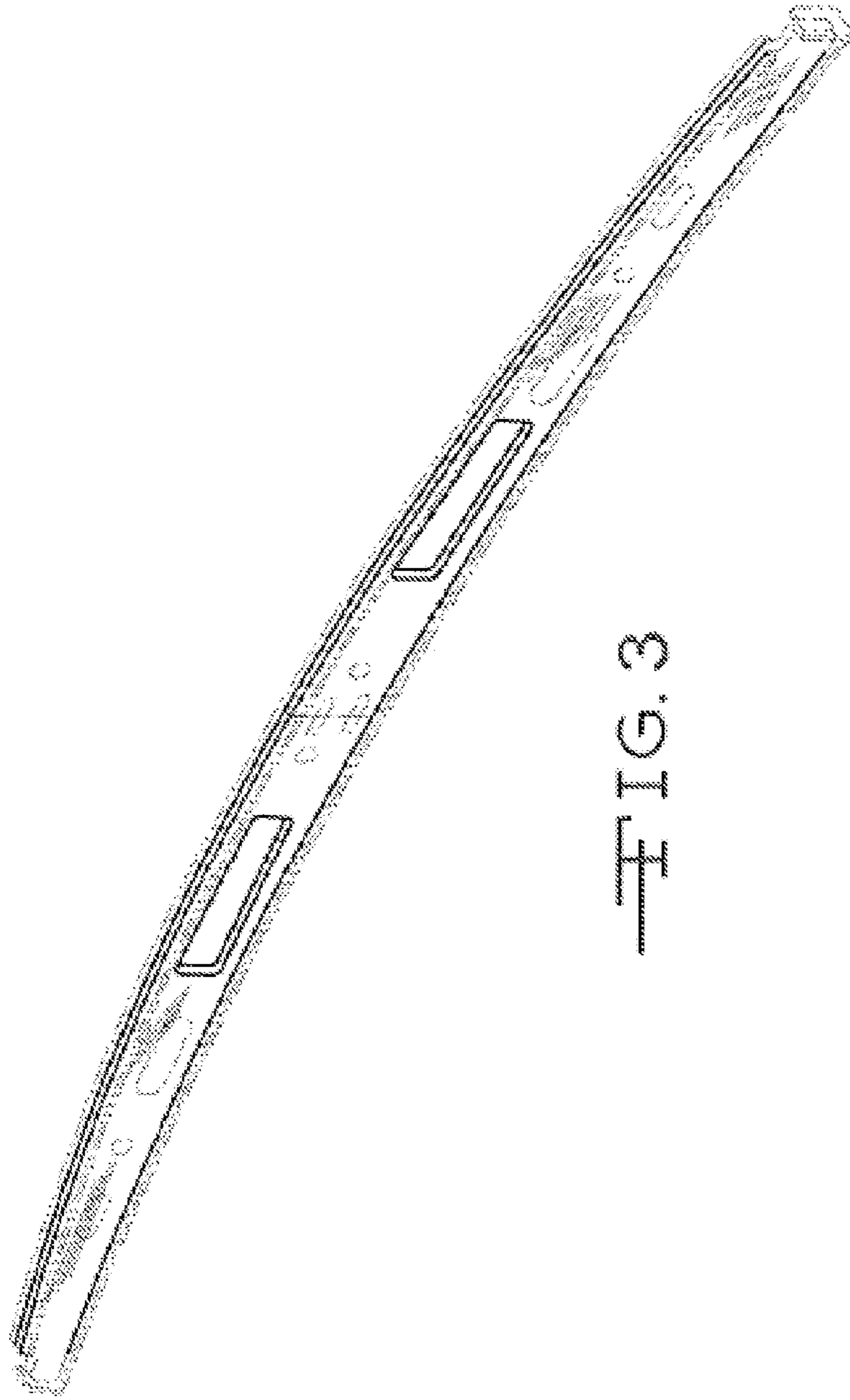


FIG. 3

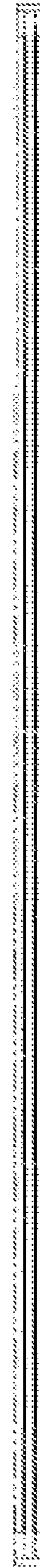


FIG. 4