



US00D657718S

(12) **United States Design Patent**
Zipfel et al.

(10) **Patent No.:** **US D657,718 S**
(45) **Date of Patent:** **** Apr. 17, 2012**

(54) **VEHICLE BODY**

(75) Inventors: **Carl J Zipfel**, Oxford, MI (US);
Michael J Gillam, Warren, MI (US);
Matt McNerney, Rochester, MI (US)

(73) Assignee: **GM Global Technology Operations LLC**, Detroit, MI (US)

(**) Term: **14 Years**

(21) Appl. No.: **29/383,254**

(22) Filed: **Jan. 14, 2011**

(51) **LOC (9) Cl.** **12-08**

(52) **U.S. Cl.** **D12/98**

(58) **Field of Classification Search** D12/86,
D12/90-92, 98; 296/181.1, 181.5, 183.1,
296/37.6

See application file for complete search history.

(56) **References Cited**

U.S. PATENT DOCUMENTS

D570,742 S *	6/2008	Takagi et al.	D12/98
D570,743 S *	6/2008	Takagi et al.	D12/98
D600,595 S *	9/2009	Nakamura et al.	D12/98
D601,925 S *	10/2009	O'Donnell	D12/98
D604,203 S *	11/2009	O'Donnell	D12/98
D646,206 S *	10/2011	Sato et al.	D12/98

* cited by examiner

Primary Examiner — Melody N Brown

(74) *Attorney, Agent, or Firm* — Reising Ethington P.C.


(57) **CLAIM**

The ornamental design for a vehicle body, as shown and described.

DESCRIPTION

FIG. 1 is a left front perspective view of a vehicle body showing the new design with running boards in the up position, and having rear quarter panel compartments with the compartment lids in the closed position;
 FIG. 2 is a left side view thereof;
 FIG. 3 is a left perspective view thereof;
 FIG. 4 is a left perspective view thereof having rear quarter panel compartments with compartment lids in the open position and with the left side running board in the down position;
 FIG. 5 is a rear perspective view thereof showing the left container lid of the left quarter panel container in an open position, and the tail gate down to show a portion of the inner face of a right rear quarter panel of the truck bed; and,
 FIG. 6 is a rear perspective view thereof with the tail gate in a down position showing portions of both the left and right inner face of the rear quarter panels of the truck bed.
 In the drawings, elements shown in broken lines are for illustrative purposes only and form no part of the claimed design.

1 Claim, 6 Drawing Sheets






Fig-1




Fig-2




Fig-3




Fig-4




Fig-5

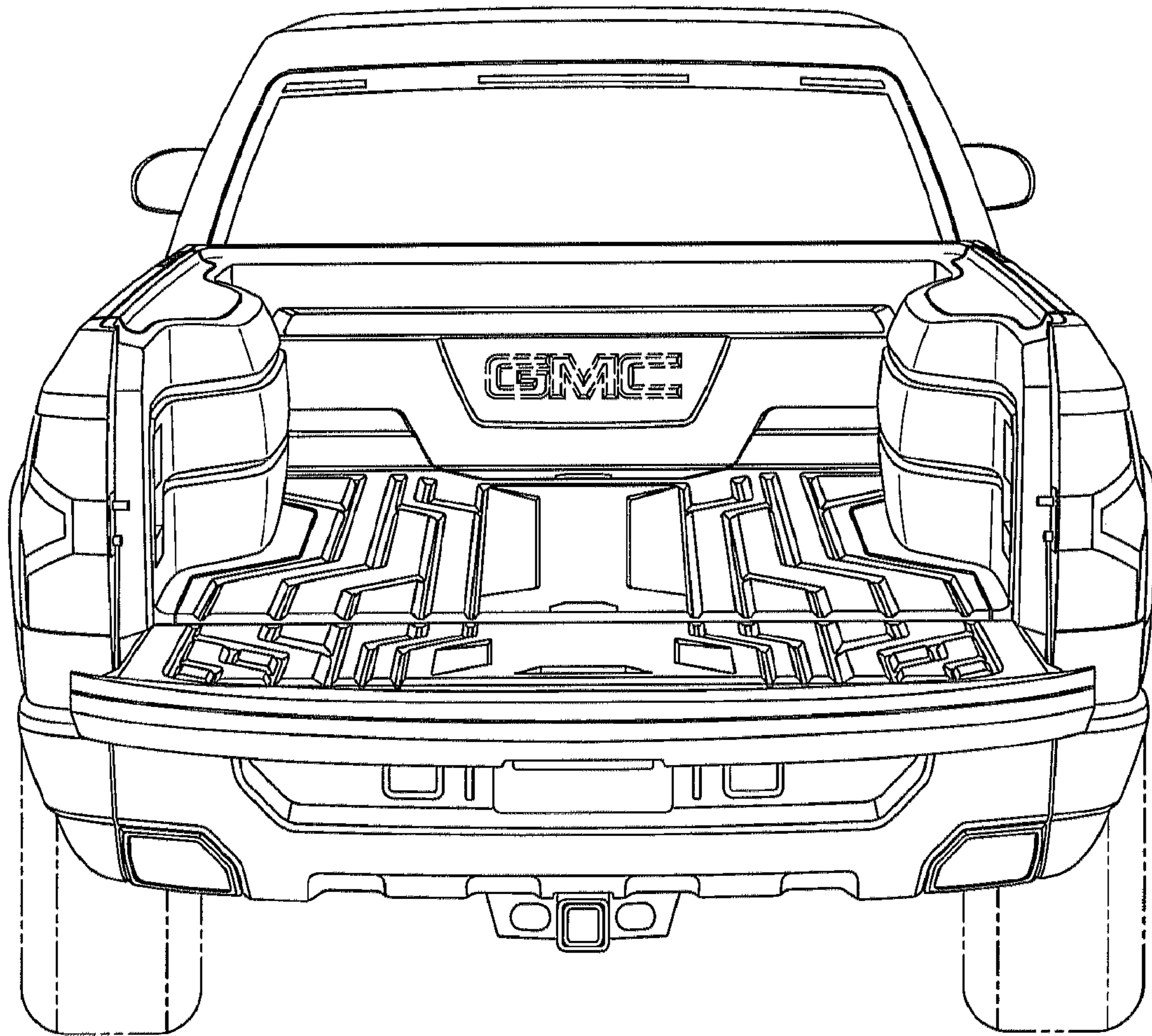


Fig-6