



US00D657715S

(12) **United States Design Patent**
Hakamata et al.

(10) **Patent No.:** **US D657,715 S**
(45) **Date of Patent:** **** Apr. 17, 2012**

(54) **AUTOMOBILE AND/OR TOY REPLICA THEREOF**

D640,958 S 7/2011 Yokoi et al.
D642,093 S 7/2011 Kubo et al.
D647,004 S * 10/2011 Nemoto D12/91

(75) Inventors: **Hiroaki Hakamata**, Toyota-shi (JP);
Satoshi Kimura, Nagoya-shi (JP);
Yukinobu Morioka, Ikeda-shi (JP)

(73) Assignee: **Toyota Jidosha Kabushiki Kaisha**,
Toyota-shi (JP)

(**) Term: **14 Years**

(21) Appl. No.: **29/388,399**

(22) Filed: **Mar. 29, 2011**

(51) **LOC (9) Cl.** **12-08**

(52) **U.S. Cl.** **D12/91**

(58) **Field of Classification Search** D12/86,
D12/90-92; D21/424, 433, 434; 296/181.1,
296/181.5

See application file for complete search history.

(56) **References Cited**

U.S. PATENT DOCUMENTS

D479,491 S	9/2003	Kato et al.	
D525,564 S	7/2006	Akamine et al.	
D525,910 S	8/2006	Sugiura et al.	
D563,275 S	3/2008	Kim et al.	
D575,678 S	8/2008	Matsumoto et al.	
D597,446 S *	8/2009	Ikeda et al.	D12/91
D604,670 S *	11/2009	Nagura et al.	D12/91
D619,500 S *	7/2010	Hsu et al.	D12/91
D619,503 S	7/2010	Ishibashi et al.	
D619,510 S	7/2010	Suzuki et al.	
D630,554 S *	1/2011	Kim	D12/91
D633,823 S *	3/2011	Matei et al.	D12/91

OTHER PUBLICATIONS

Website: URL:<http://catalog.carsensorlab.net/mazda/mpv>, Mazda MPV, Date: Jan. 2008.

Website: URL:<http://www.three2tango.com/car-and-bike-corner/toyota-avanza-the-mini-innova-coming-to-india.html>, Toyota Avanza, Date: Dec. 3, 2009.

Website: URL:<http://techwizardz.blogspot.com/2010/02/toyota-avanza-stills-and-wallpapers.html>, Toyota Avanza, Date: Dec. 3, 2009.

* cited by examiner

Primary Examiner — Melody N Brown

(74) *Attorney, Agent, or Firm* — Finnegan, Henderson, Farabow, Garrett & Dunner, LLP

(57) **CLAIM**

The ornamental design for an automobile and/or toy replica thereof, as shown and described.

DESCRIPTION

FIG. 1 is a left, front perspective view of an automobile and/or toy replica thereof of our new design;

FIG. 2 is a left, rear perspective view thereof;

FIG. 3 is a front elevation view thereof;


FIG. 4 is a rear elevation view thereof;

FIG. 5 is a left side elevation view thereof; the right side elevation view being a mirror image thereof; and,

FIG. 6 is a top plan view thereof.

The broken lines show environment and the elements depicted in broken lines are not part of the claimed design.

1 Claim, 5 Drawing Sheets



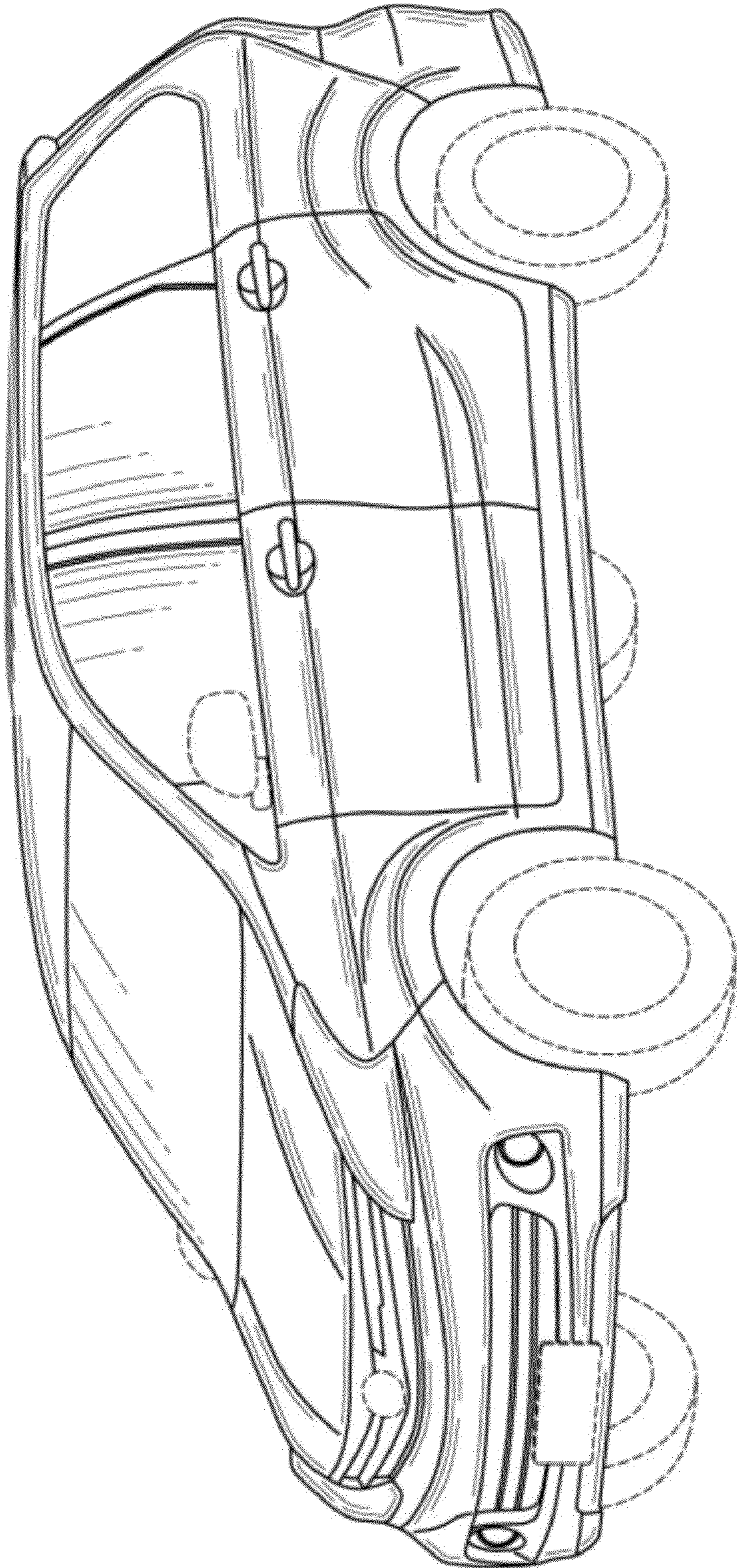


FIG. 1

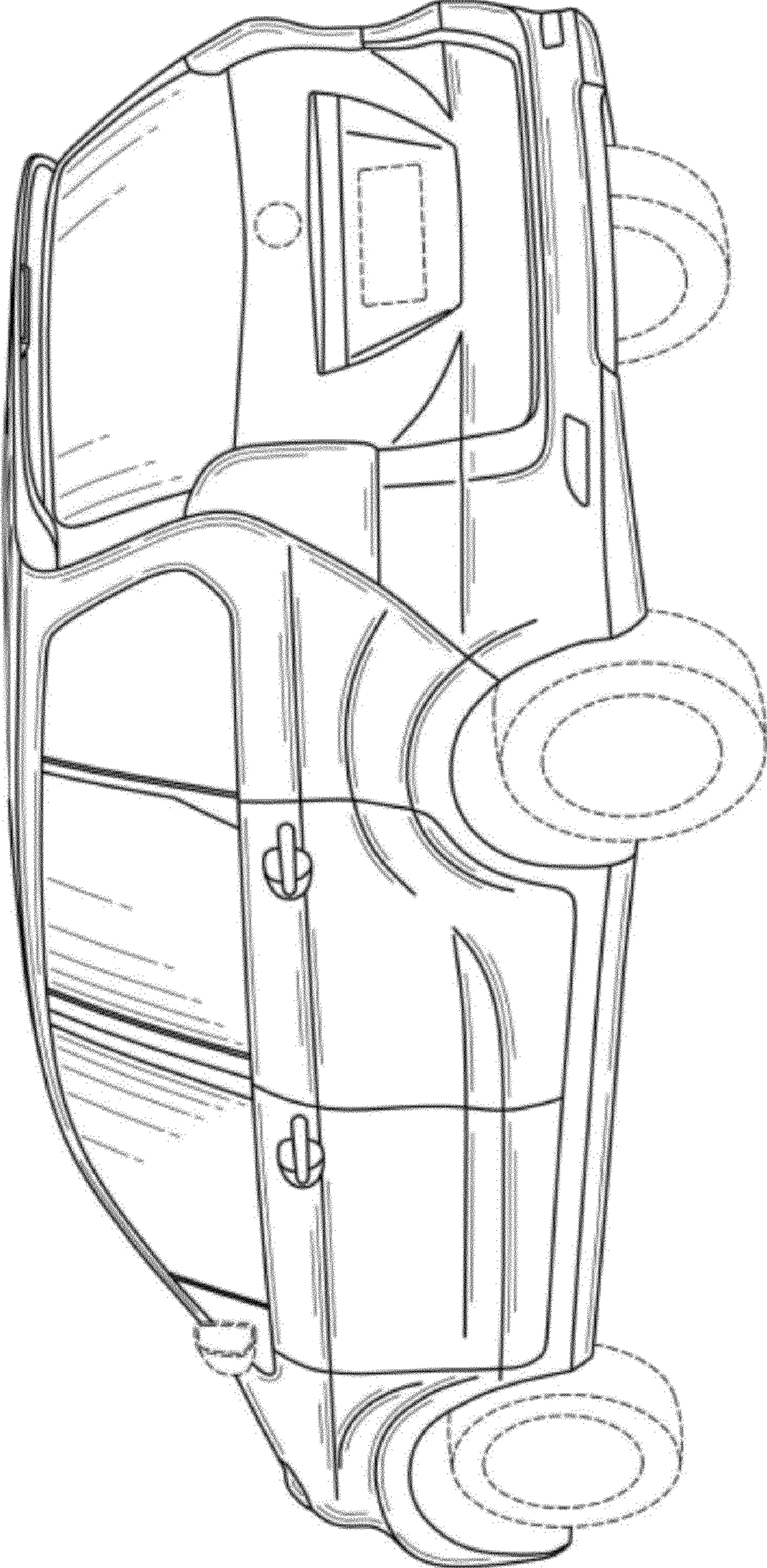


FIG. 2

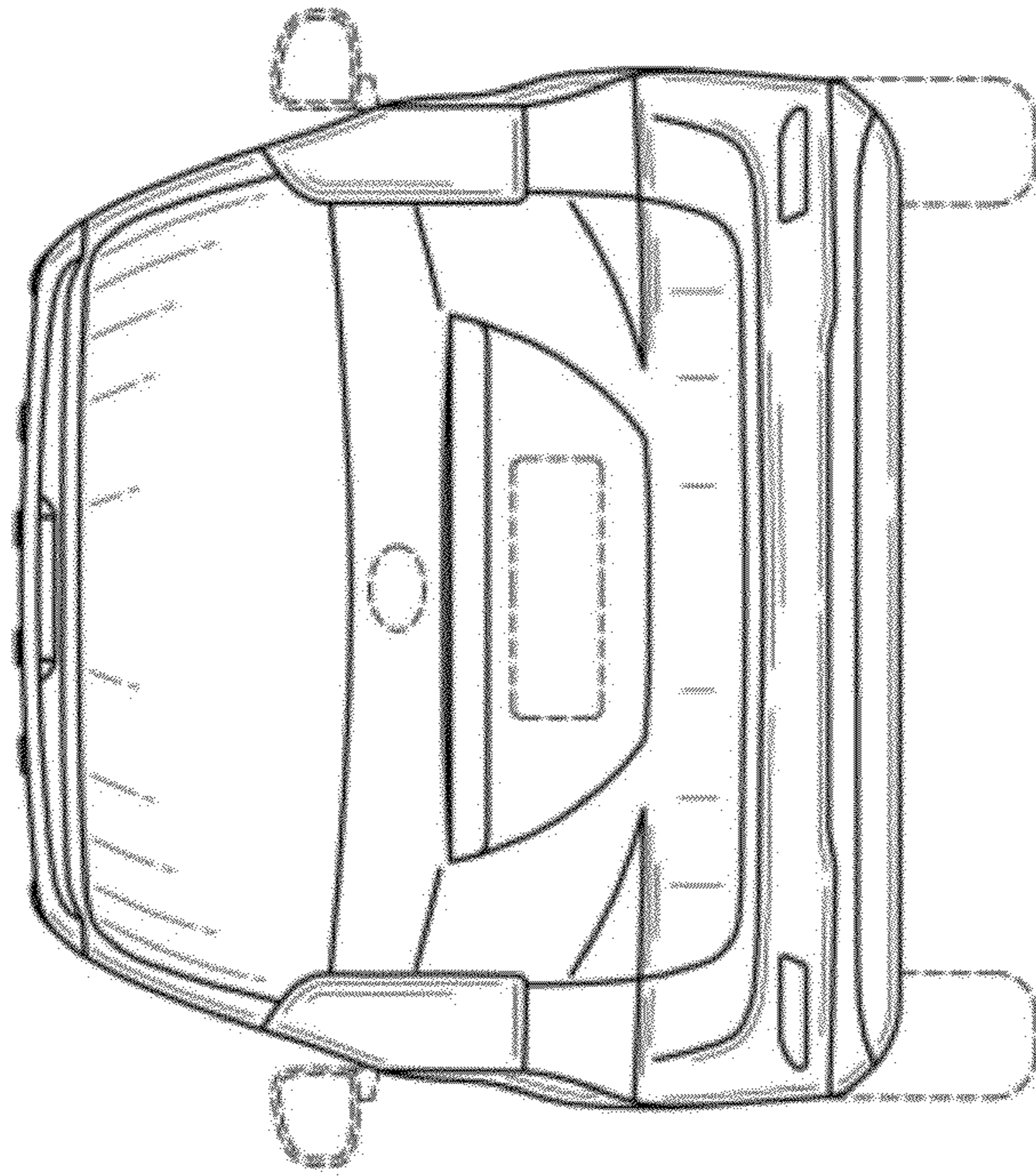


FIG. 4

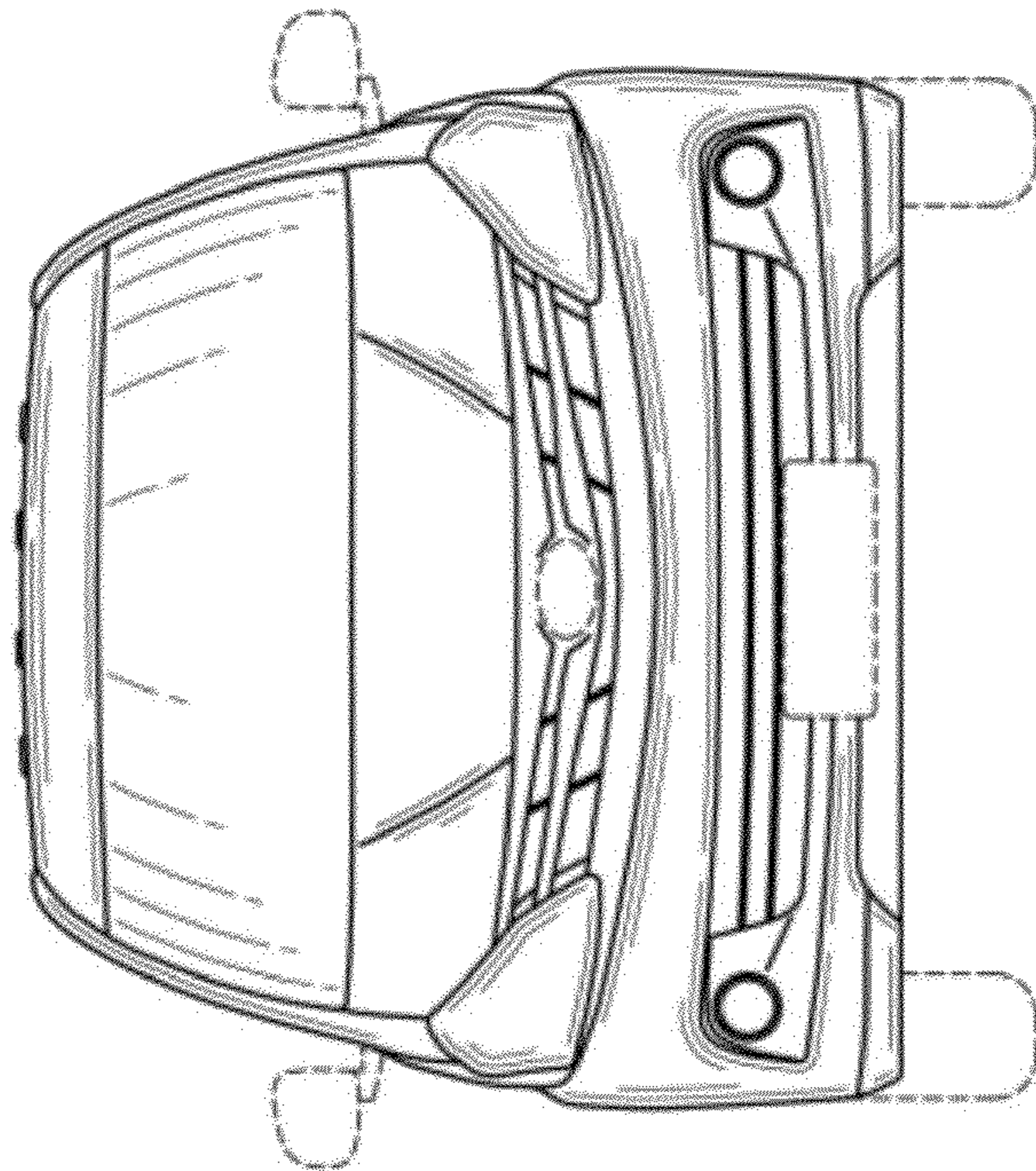


FIG. 3

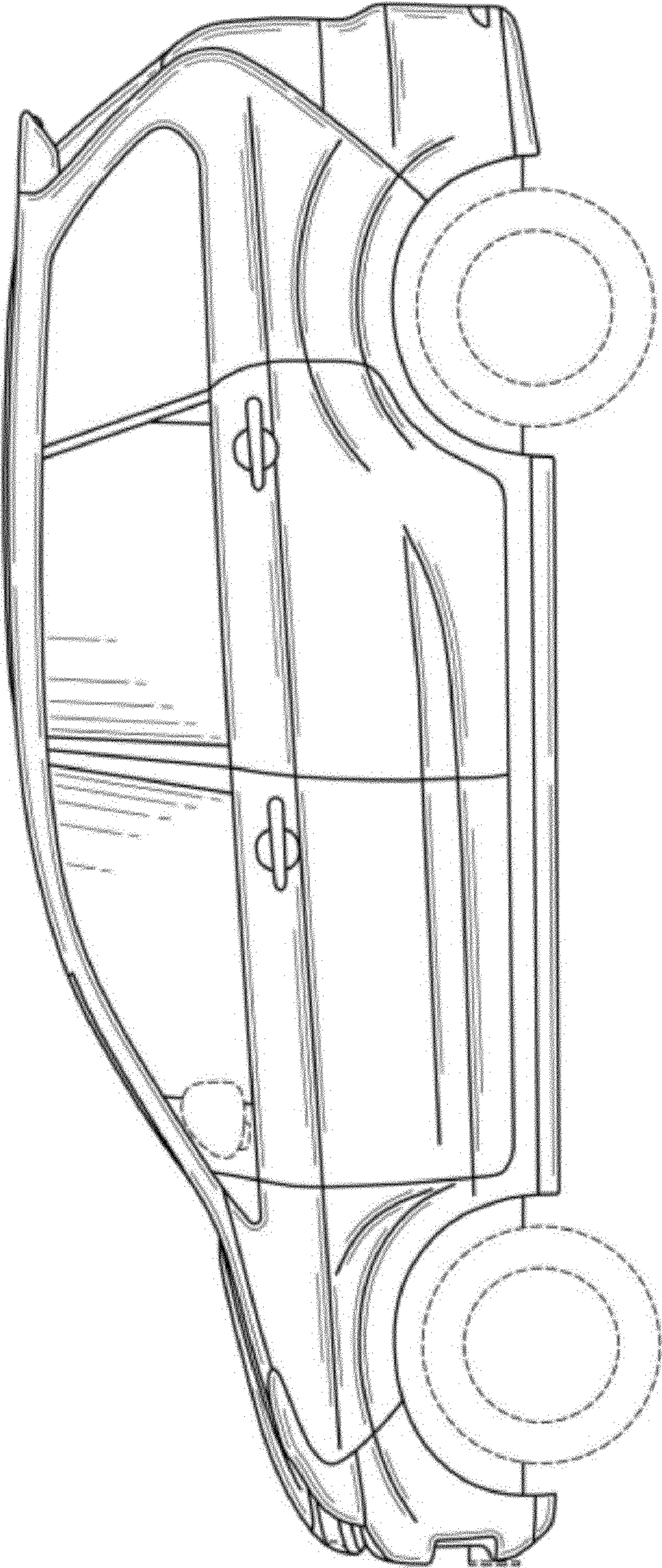


FIG. 5

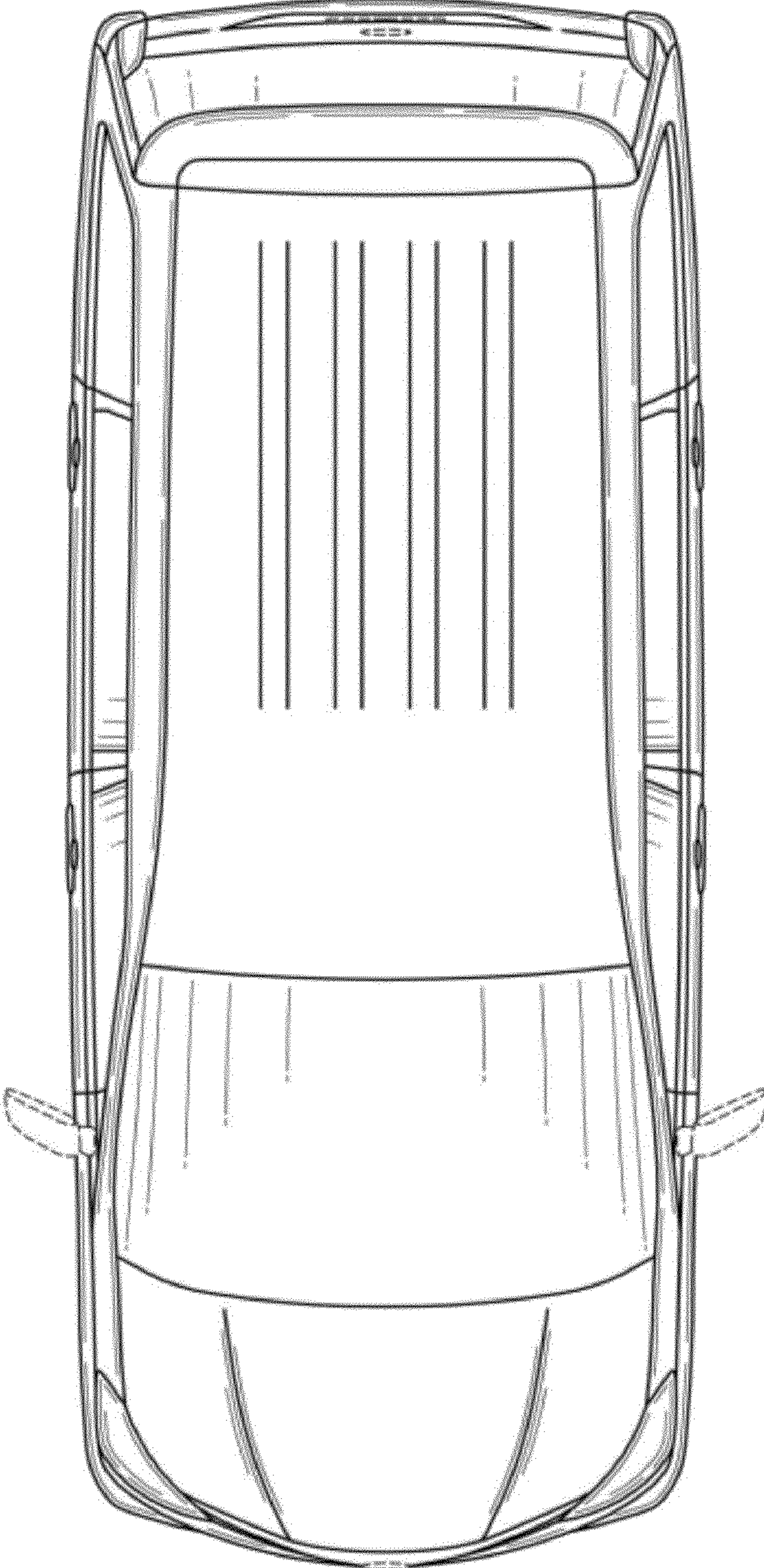


FIG. 6