



US00D657711S

(12) **United States Design Patent**  
**Pedersen et al.**

(10) **Patent No.:** **US D657,711 S**  
(45) **Date of Patent:** **\*\* Apr. 17, 2012**

(54) **PLANTER**

(75) Inventors: **Sara L. Pedersen**, Minneapolis, MN (US); **Samuel J. Clavette**, Stillwater, MN (US); **Daiying Huang**, Medina, MN (US); **Stephanie A. Grotta**, Minneapolis, MN (US)

(73) Assignee: **Target Brands, Inc.**, Minneapolis, MN (US)

(\*\*) Term: **14 Years**

(21) Appl. No.: **29/409,106**

(22) Filed: **Dec. 20, 2011**

(51) **LOC (9) Cl.** ..... **11-02**

(52) **U.S. Cl.** ..... **D11/152**

(58) **Field of Classification Search** ..... D6/403-405, D6/556-558; D8/1; D11/143-156, 164; D19/77, 80, 81, 84; D25/100; D26/9-11, D26/16, 19; D34/1, 2, 4-6; D99/5, 19; 47/17, 47/32.4, 32.5, 32.7, 33, 39, 41.01, 41.1, 41.11-41.15, 47/44-47, 63, 65.5, 65.9, 66.1, 66.2, 66.6, 47/66.7, 67-71

See application file for complete search history.

(56) **References Cited**

**U.S. PATENT DOCUMENTS**

1,251,552 A \* 1/1918 Marks ..... D11/152  
D52,158 S \* 7/1918 Derry ..... D34/1

D216,095 S \* 11/1969 Lawton ..... D26/11  
D366,855 S \* 2/1996 Deelen ..... D11/152  
D445,358 S \* 7/2001 Simmons ..... D11/152  
D461,432 S \* 8/2002 Carlson ..... D11/153  
D536,149 S \* 1/2007 Sofy et al. .... D34/4  
D564,939 S \* 3/2008 Fan ..... D11/152  
D572,168 S \* 7/2008 Kurtz ..... D11/152  
2003/0188479 A1 \* 10/2003 Weder ..... 47/66.7  
2009/0241417 A1 \* 10/2009 Smith ..... 47/65.5

**OTHER PUBLICATIONS**

Target, "Smith & Hawken® Round Planter Collection," pp. 1-2, <http://www.target.com/p/Smith-Hawken-Round-Planter-Collection-Copper/-/A-13104572> (last visited on Dec. 20, 2011).

\* cited by examiner

*Primary Examiner* — Garth Rademaker

(74) *Attorney, Agent, or Firm* — Leanne Taveggia Farrell; Westman, Champlin & Kelly, P.A.

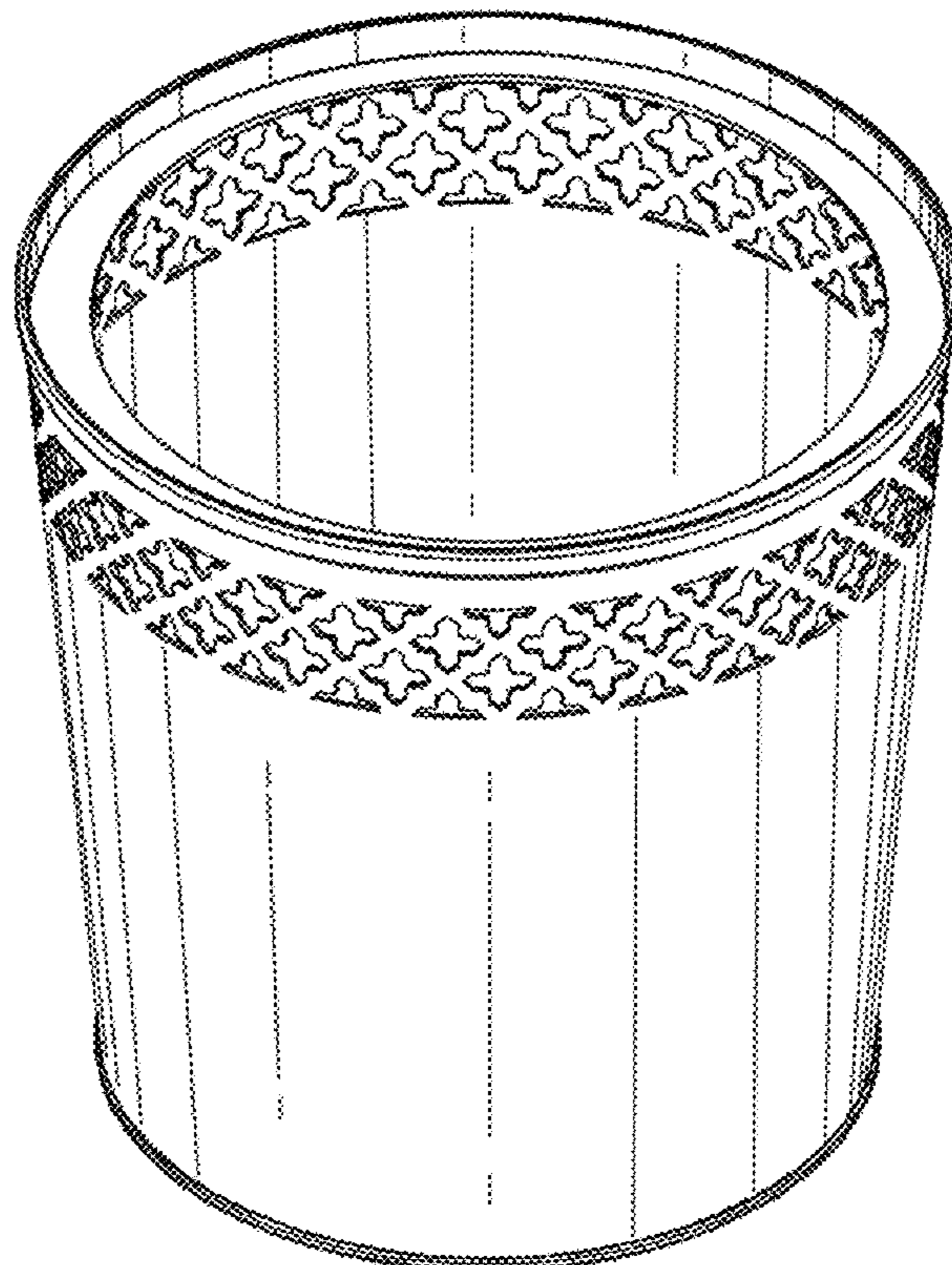
(57) **CLAIM**


The ornamental design for a planter, as shown and described.

**DESCRIPTION**


FIG. 1 is a perspective view of a planter;  
FIG. 2 is a side view thereof, the opposite side, the front and the rear being identical;  
FIG. 3 is a top view thereof; and,  
FIG. 4 is a bottom view thereof.

**1 Claim, 4 Drawing Sheets**

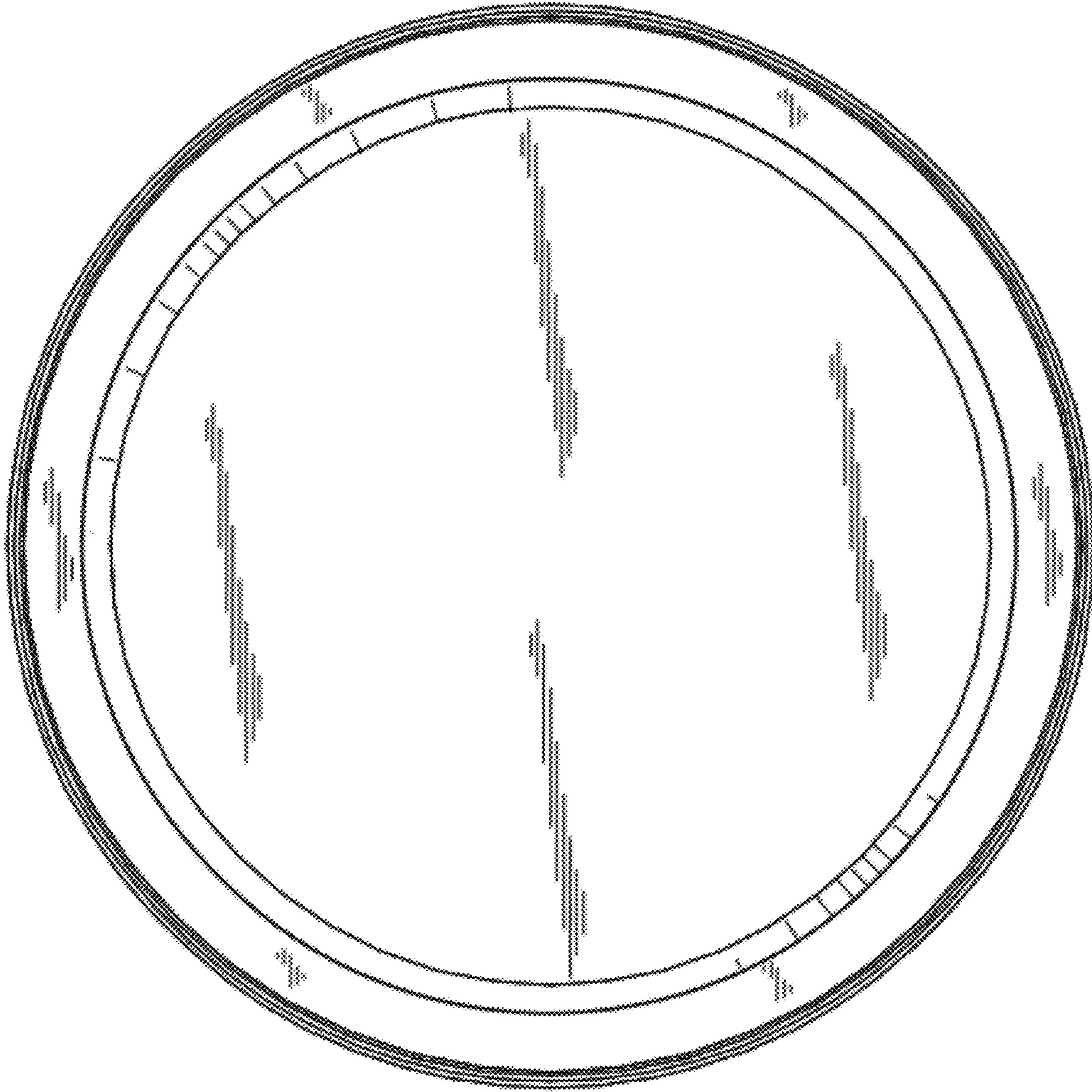




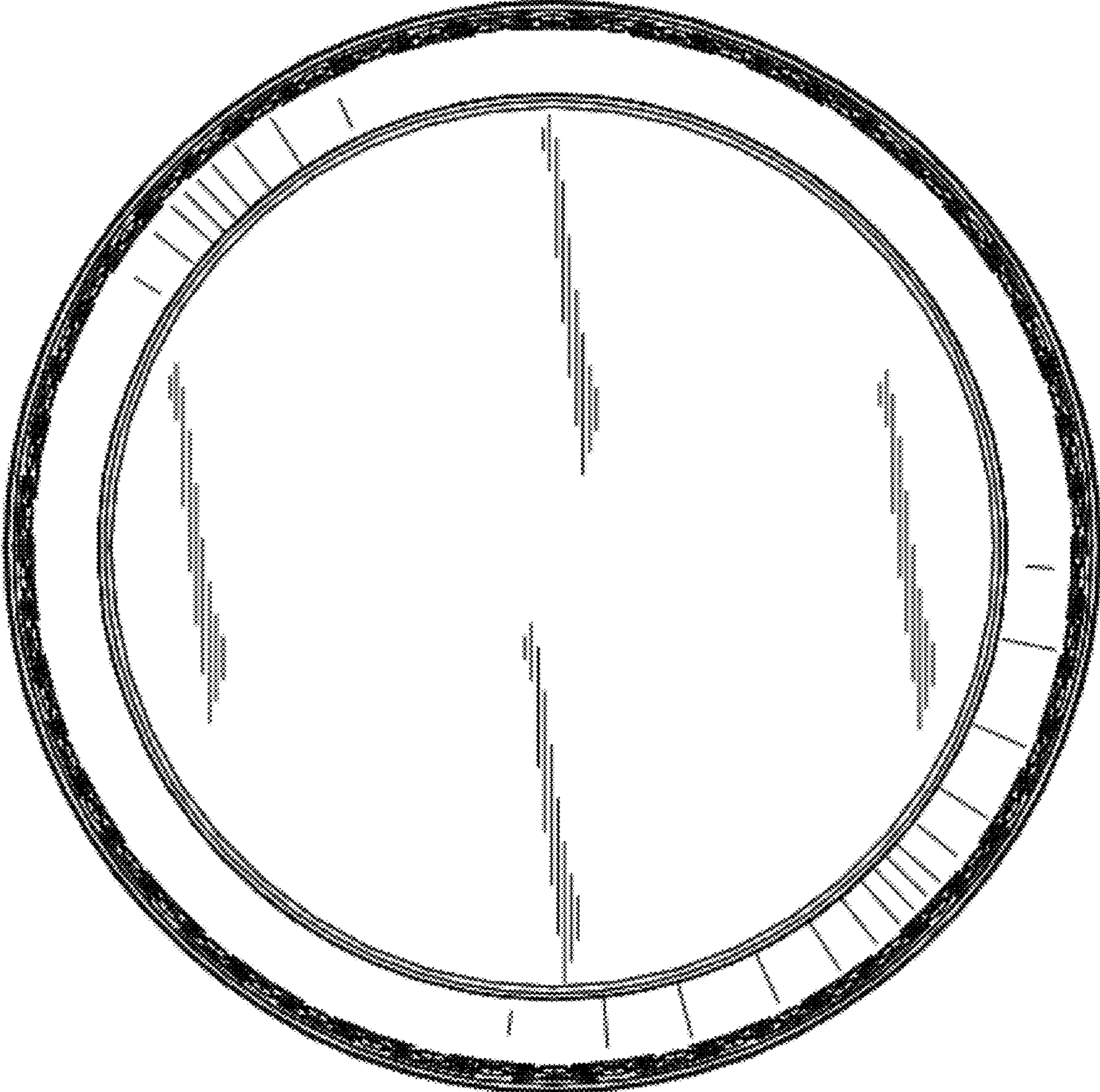
*FIG. 1*



*FIG. 2*



*FIG. 3*



*FIG. 4*