



US00D657709S

(12) **United States Design Patent**
Mariani

(10) **Patent No.:** **US D657,709 S**
(45) **Date of Patent:** **** Apr. 17, 2012**

(54) **JEWELRY ELEMENT**

(75) Inventor: **Daive Mariani**, Milan (IT)

(73) Assignee: **Montblanc-Simplo GmbH**, Hamburg (DE)

(**) Term: **14 Years**

(21) Appl. No.: **29/365,552**

(22) Filed: **Jul. 9, 2010**

(30) **Foreign Application Priority Data**

Jan. 15, 2010 (WO) DM/072 919

(51) **LOC (9) Cl.** **11-01**

(52) **U.S. Cl.** **D11/86; D11/1; D11/79**

(58) **Field of Classification Search** D11/1-25,
D11/79-86, 40; 63/1.11, 13, 14, 14.1, 14.2,
63/14.3, 3, 3.1, 3.2, 4, 26-28

See application file for complete search history.

(56) **References Cited**

U.S. PATENT DOCUMENTS

D97,535 S * 11/1935 Mossman D11/80
D152,084 S * 12/1948 Hobe D11/7
D183,998 S * 11/1958 McCormick D11/86
D456,301 S * 4/2002 Martinez D11/79

D519,875 S * 5/2006 Bulgari D11/79
D526,592 S * 8/2006 Crawford D11/86
D580,810 S * 11/2008 Reilly D11/7
D590,289 S * 4/2009 Karpman D11/7
D592,090 S * 5/2009 Von Kaenel D11/1
D594,365 S * 6/2009 Grassi Damiani D11/16
D641,276 S * 7/2011 Greppi D11/1
D646,601 S * 10/2011 Papazian D11/79

* cited by examiner

Primary Examiner — Cathron Brooks

Assistant Examiner — Melanie Pellegrini

(74) *Attorney, Agent, or Firm* — Young & Thompson

(57) **CLAIM**

The ornamental design for a jewelry element, as shown and described.

DESCRIPTION

FIG. 1 is a front view of the jewelry element.
FIG. 2 is a rear view of the jewelry element.
FIG. 3 is a side view from the left of FIG. 1.
FIG. 4 is a side view from the right of FIG. 1.
FIG. 5 is a side view from the bottom of FIG. 1.
FIG. 6 is a side view from the top of FIG. 1; and,
FIG. 7 is a perspective view of the jewelry element.

1 Claim, 4 Drawing Sheets

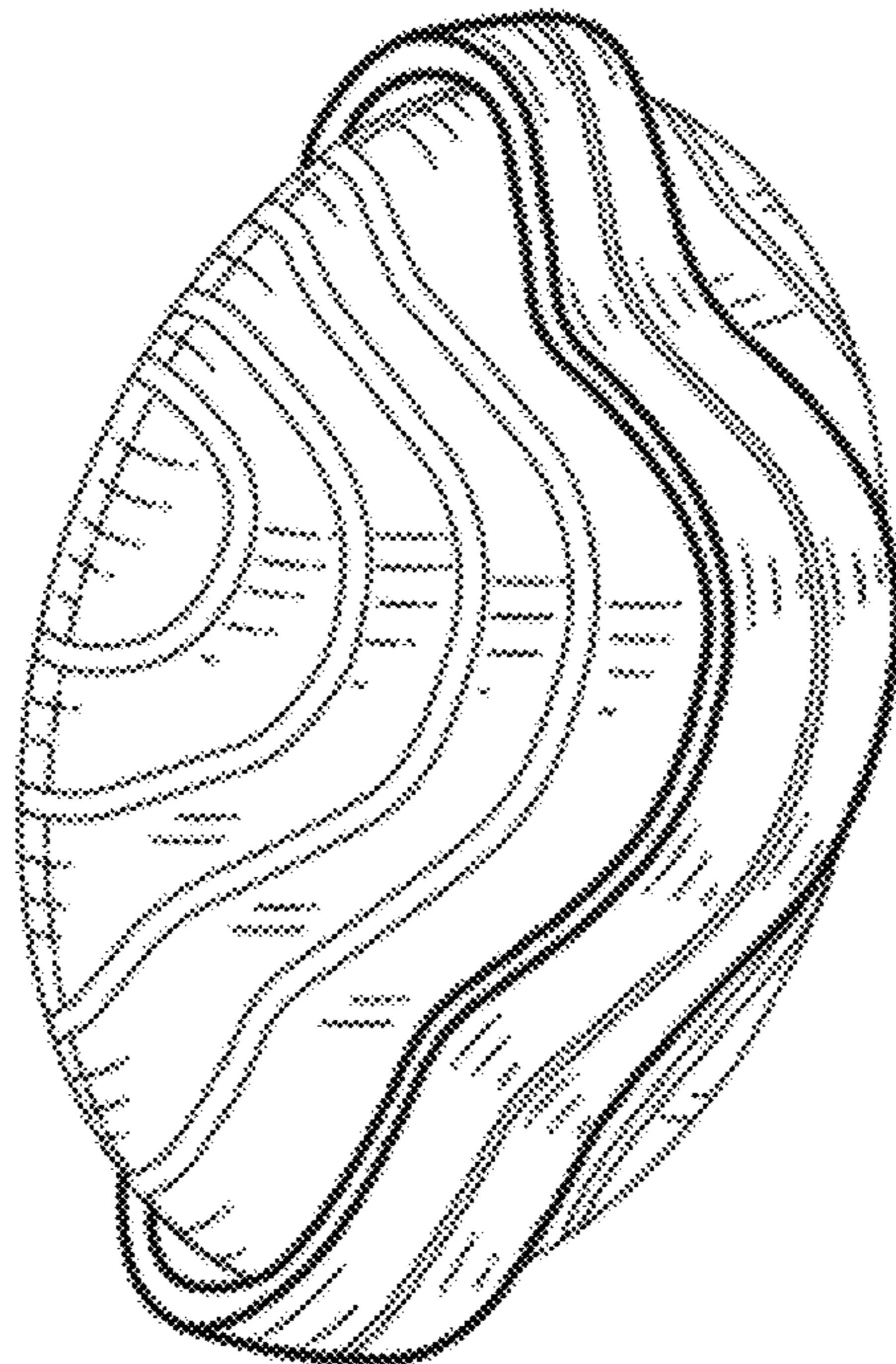


Fig.1

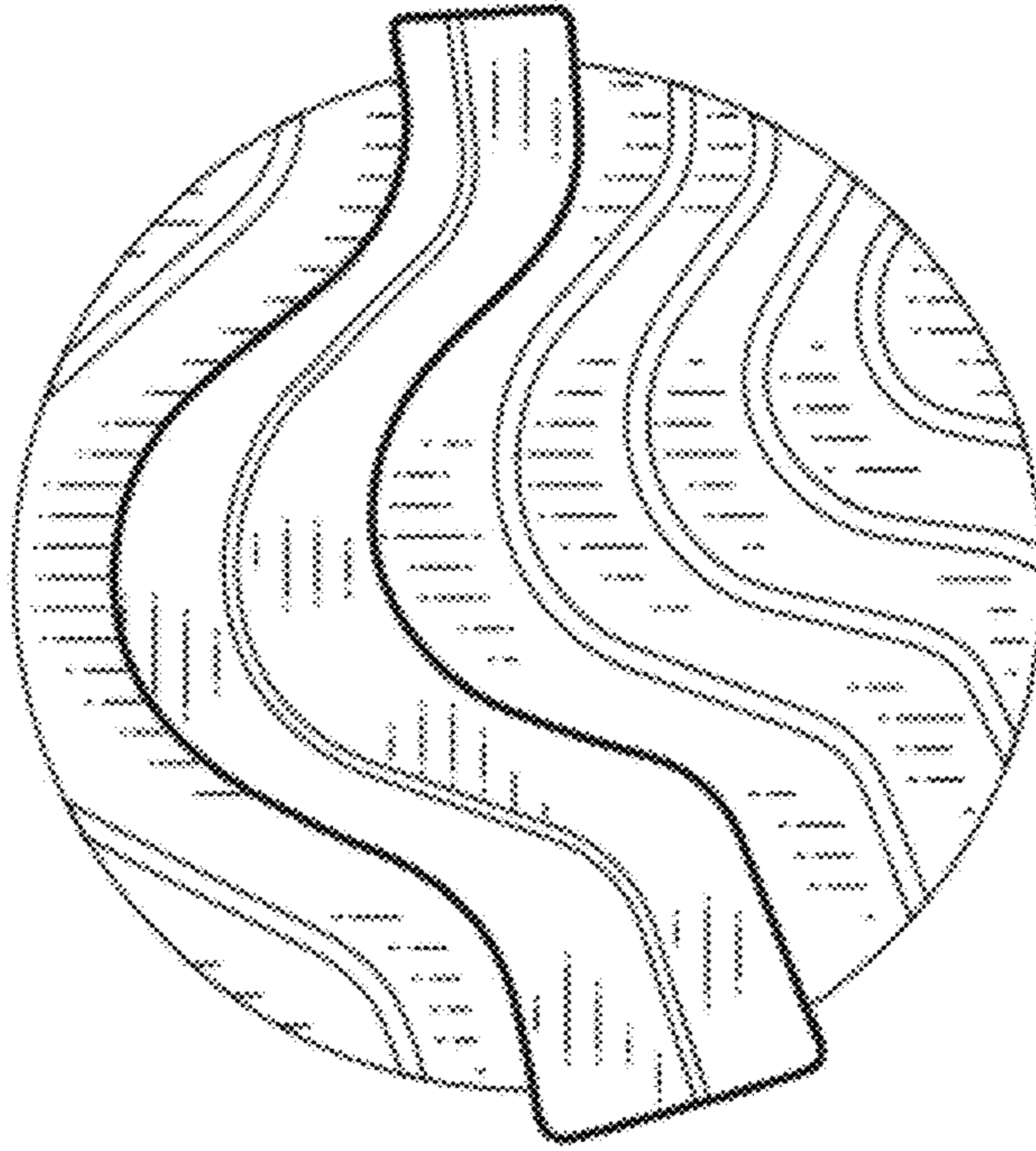


Fig.2

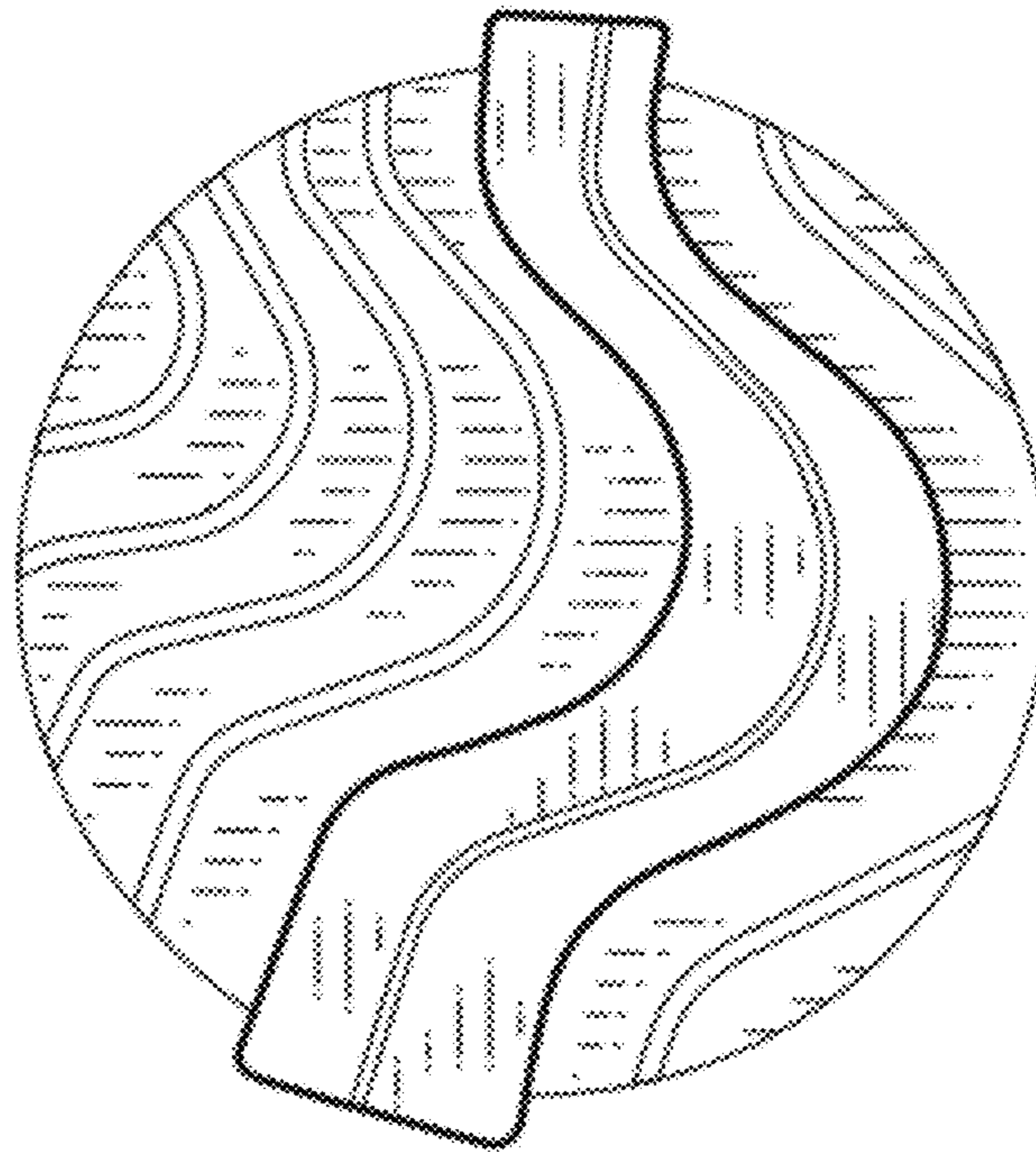


Fig.3




Fig.4

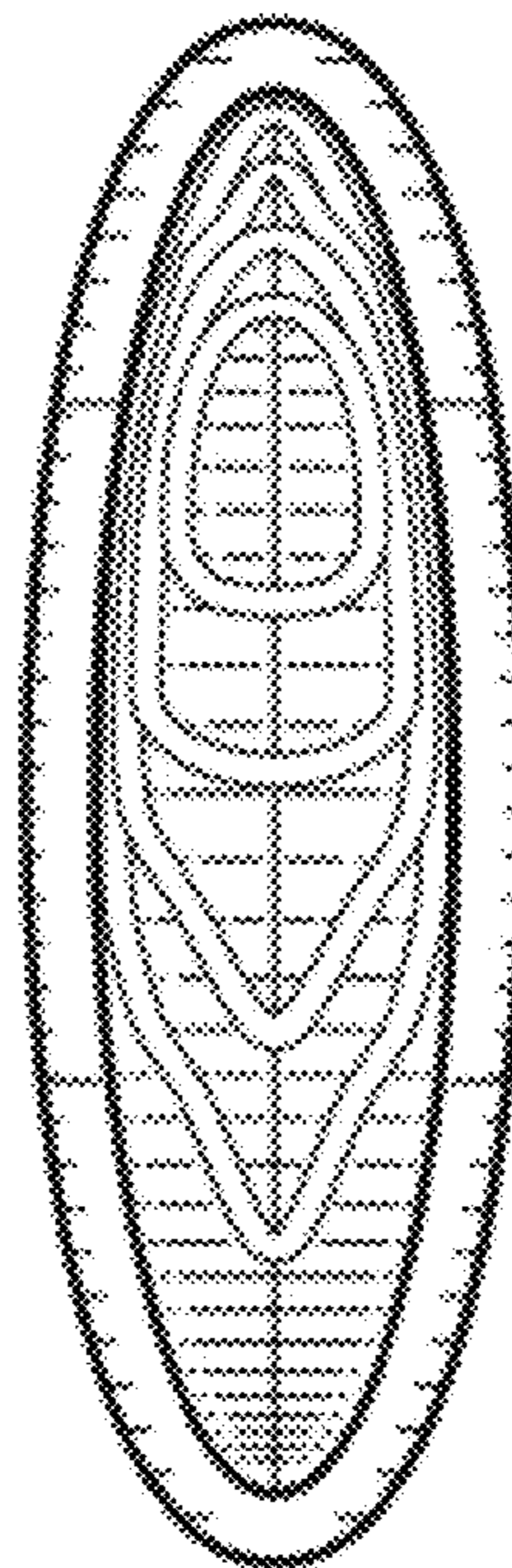


Fig.5

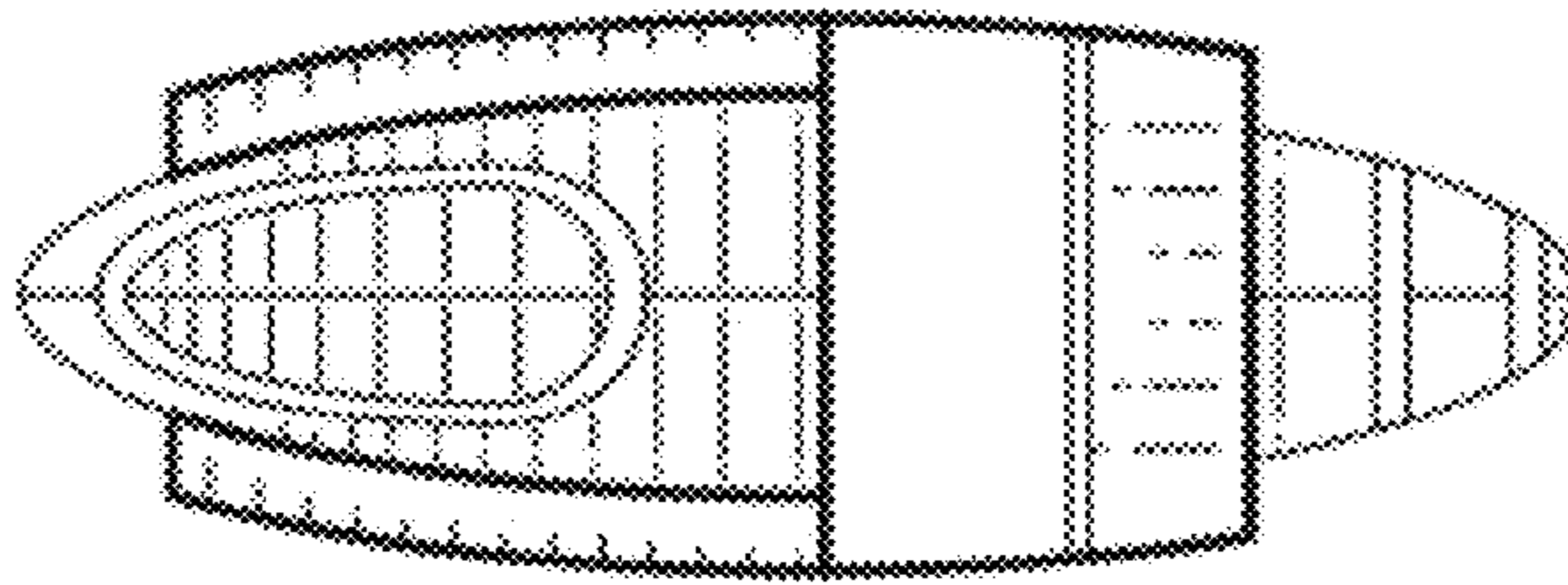


Fig.6

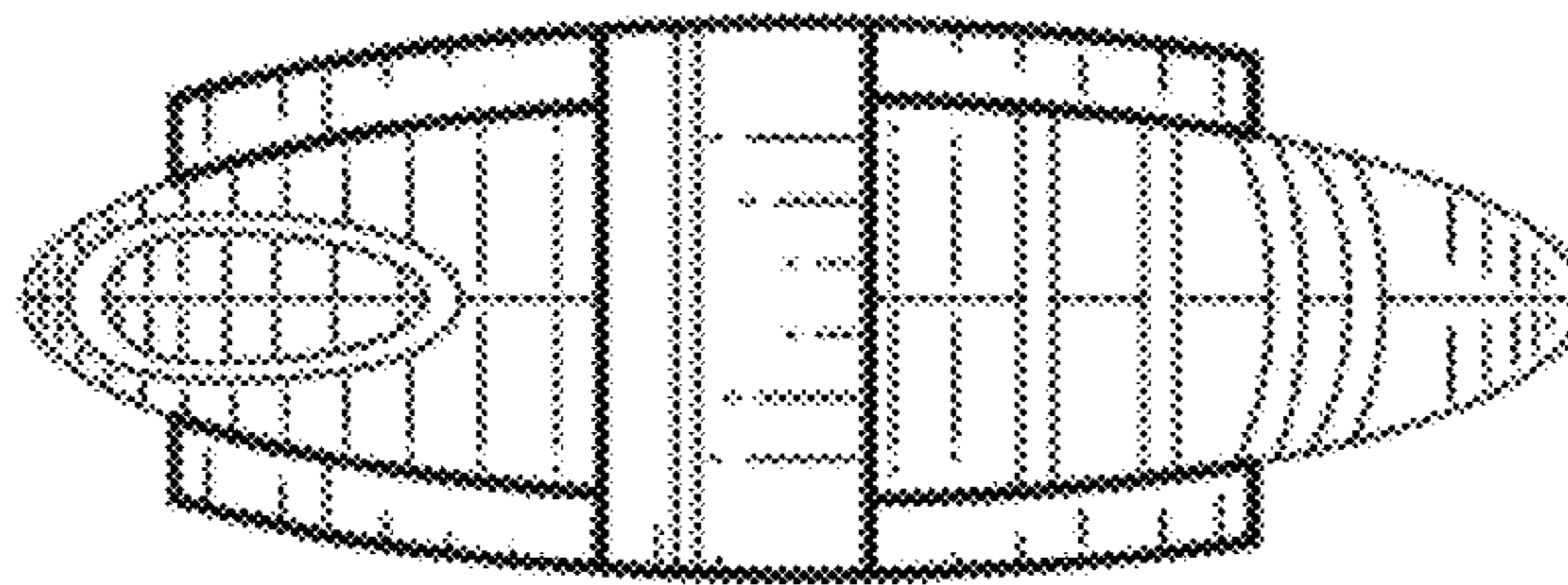


Fig.7

