



US00D657708S

(12) **United States Design Patent**  
**Guerrero, II**

(10) **Patent No.:** **US D657,708 S**

(45) **Date of Patent:** **\*\* Apr. 17, 2012**

(54) **PICK PENDANT**

(75) **Inventor:** **Alberto Guerrero, II**, Coppel, TX (US)

(73) **Assignee:** **Pennybandz, LLC**, Coppel, TX (US)

(\*\*) **Term:** **14 Years**

(21) **Appl. No.:** **29/401,719**

(22) **Filed:** **Sep. 14, 2011**

(51) **LOC (9) Cl.** ..... **11-01**

(52) **U.S. Cl.** ..... **D11/81**

(58) **Field of Classification Search** ..... D11/1-39,  
D11/79-86; 63/12, 13, 1.11, 15, 15.1, 15.2,  
63/15.3, 15.4, 15.45, 15.5, 15.6, 15.65, 15.7,  
63/26, 27; D17/20

See application file for complete search history.

(56) **References Cited**

**U.S. PATENT DOCUMENTS**

D186,784 S *	12/1959	Pope	.....	D11/79
D250,006 S *	10/1978	Kleiner	.....	D11/79
D250,007 S *	10/1978	Kleiner	.....	D11/79
D263,288 S *	3/1982	Errigo	.....	D11/8
D267,160 S *	12/1982	Tomasello	.....	D11/81
D291,809 S *	9/1987	Jasper	.....	D17/20
D305,311 S *	1/1990	Roberts	.....	D11/48
D326,248 S *	5/1992	Horita et al.	.....	D11/221
D346,177 S *	4/1994	Reineck	.....	D17/20
D369,615 S *	5/1996	Latteri	.....	D17/20
D388,012 S *	12/1997	Matye	.....	D11/44
D394,021 S *	5/1998	Matye	.....	D11/44
6,040,512 A *	3/2000	Polley	.....	84/322
D441,005 S *	4/2001	Parham, Jr.	.....	D17/20
D467,193 S *	12/2002	Jongsoonthornthurakit ..	.....	D11/79
D468,986 S *	1/2003	Kan	.....	D8/98

D498,169 S *	11/2004	Pinto et al.	.....	D11/79
6,835,881 B1 *	12/2004	Jackson	.....	84/322
D606,446 S *	12/2009	Aletto et al.	.....	D11/79
D609,738 S *	2/2010	Goble	.....	D17/20
2009/0249938 A1 *	10/2009	Goins et al.	.....	84/320

\* cited by examiner

*Primary Examiner* — Cathron Brooks

*Assistant Examiner* — Melanie Levy

(74) *Attorney, Agent, or Firm* — Fish & Richardson P.C.

(57) **CLAIM**

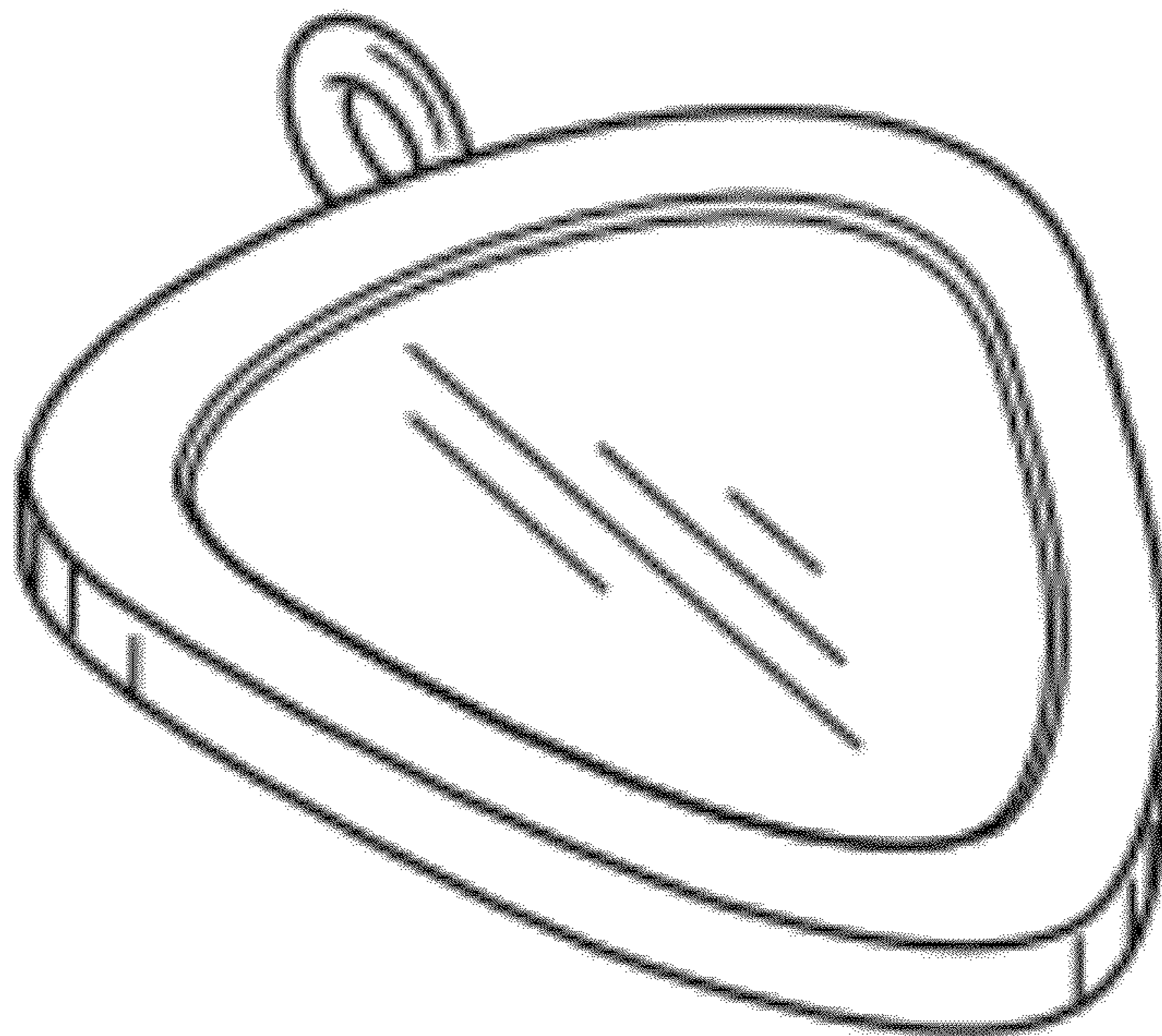
The ornamental design for a pick pendant, substantially as shown and described.

**DESCRIPTION**

FIG. 1 is a perspective view of the pick pendant.  
 FIG. 2 is a front view of the pick pendant of FIG. 1.  
 FIG. 3 is a back view of the pick pendant of FIG. 1.  
 FIG. 4 is a bottom view of the pick pendant of FIG. 1.  
 FIG. 5 is a top view of the pick pendant of FIG. 1.  
 FIG. 6 is a side view of the pick pendant of FIG. 1.  
 FIG. 7 is an opposite side view of the pick pendant of FIG. 1.  
 FIG. 8 is a perspective view of the pick pendant.  
 FIG. 9 is a front view of the pick pendant of FIG. 8.  
 FIG. 10 is a back view of the pick pendant of FIG. 8.  
 FIG. 11 is a bottom view of the pick pendant of FIG. 8.  
 FIG. 12 is a top view of the pick pendant of FIG. 8.  
 FIG. 13 is a side view of the pick pendant of FIG. 8; and,  
 FIG. 14 is an opposite side view of the pick pendant of FIG. 8.

The broken lines shown on the drawings represent unclaimed portions of the pick pendant and form no part of the claimed design.

**1 Claim, 2 Drawing Sheets**



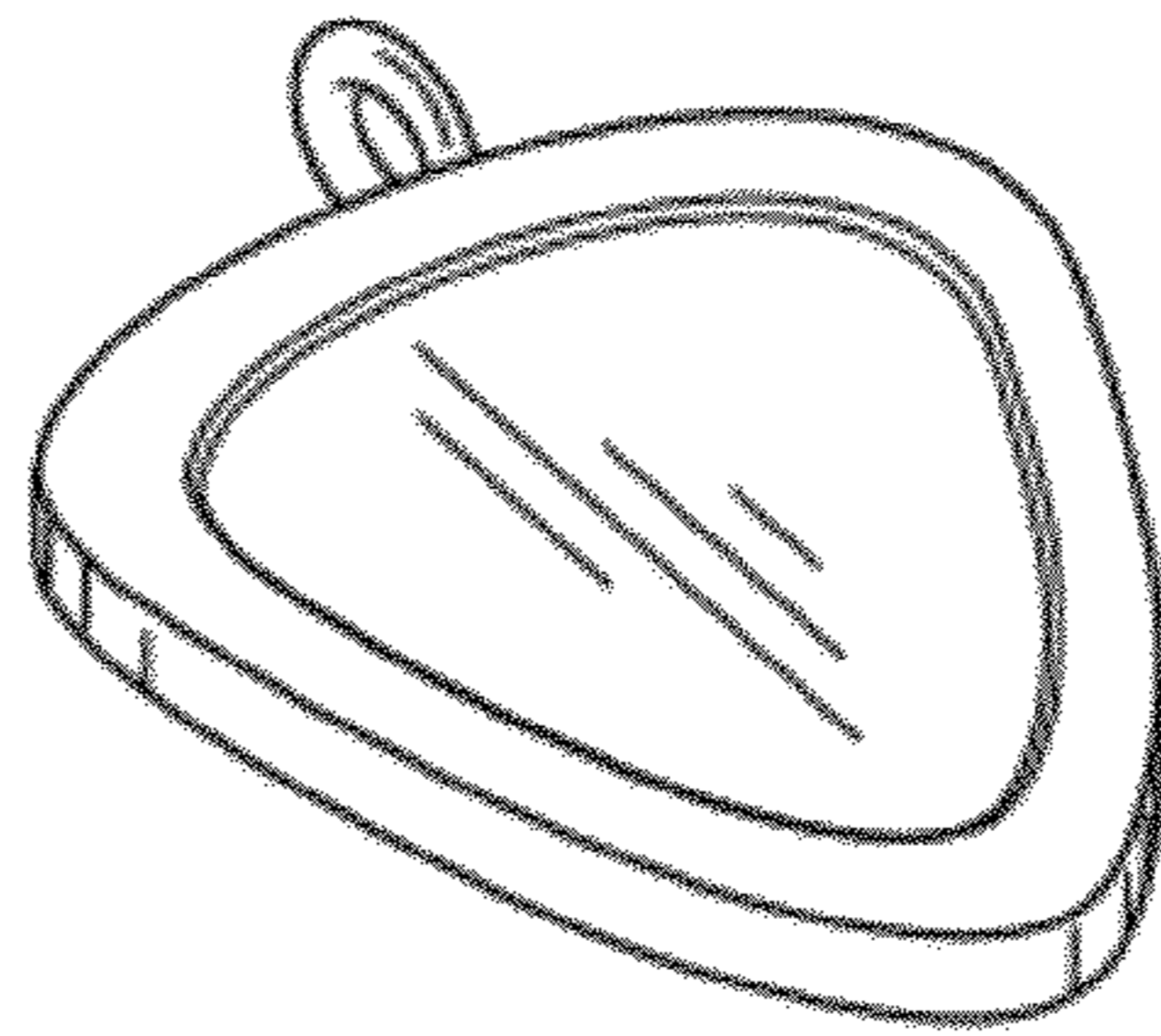


FIG. 1

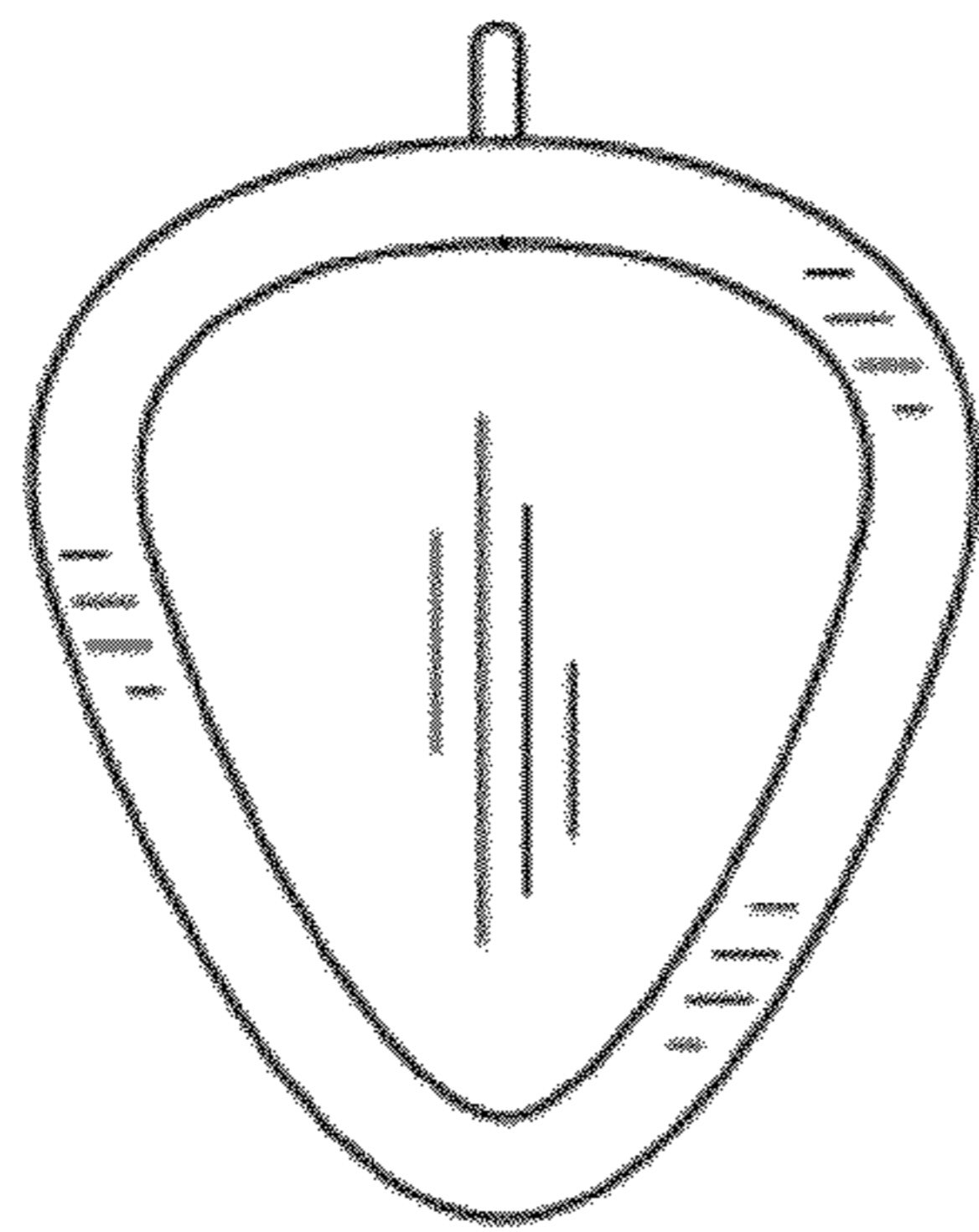


FIG. 2

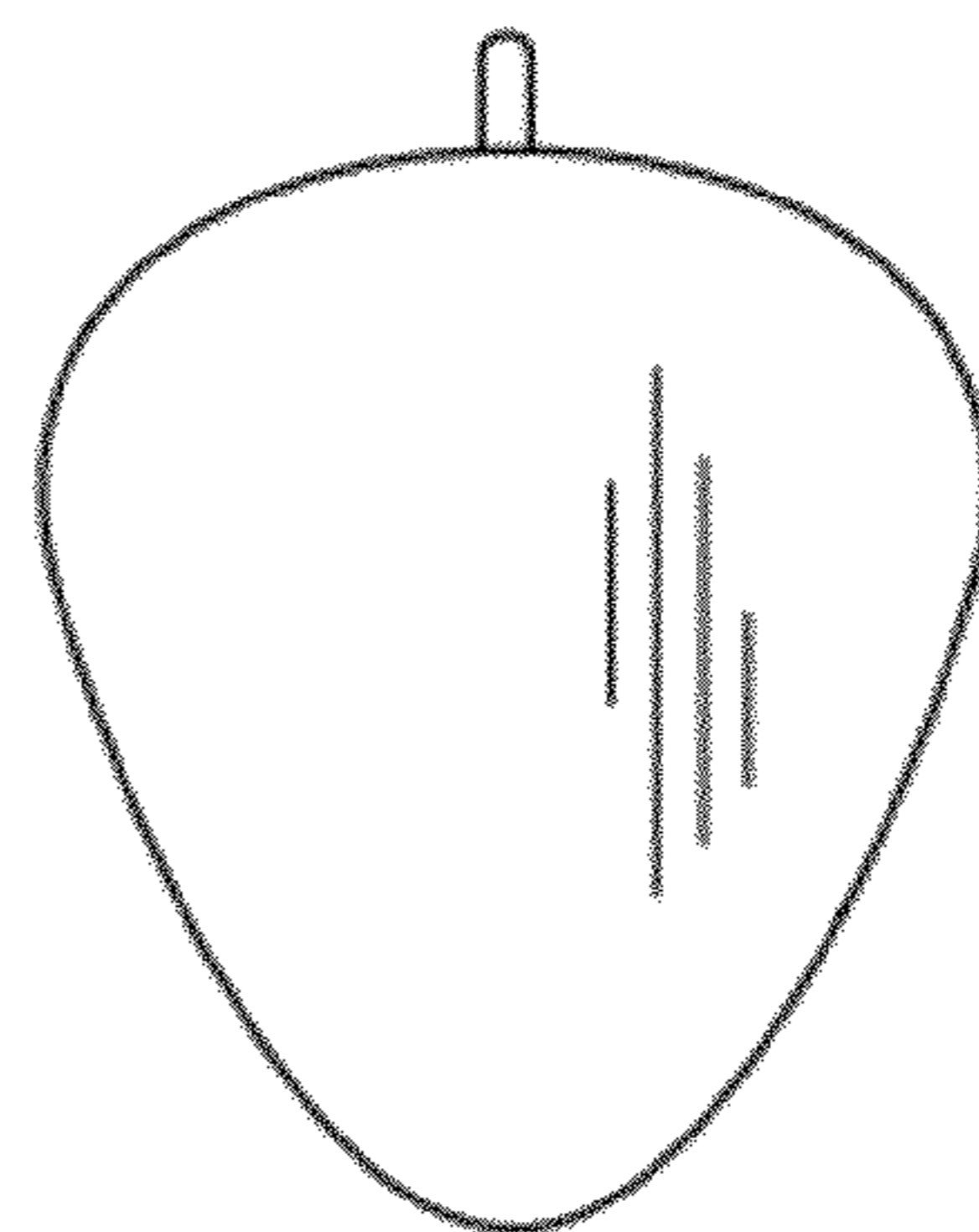


FIG. 3

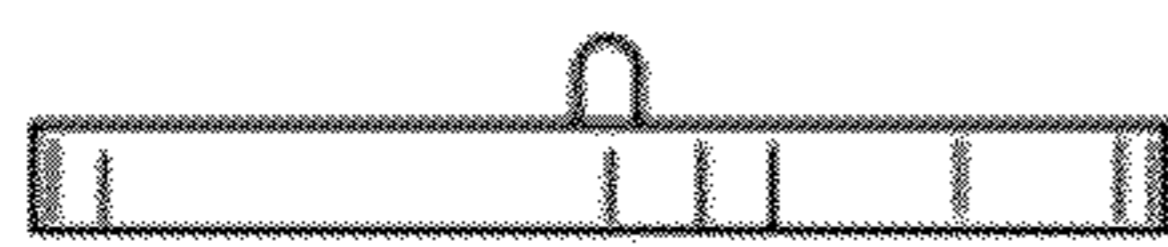


FIG. 4

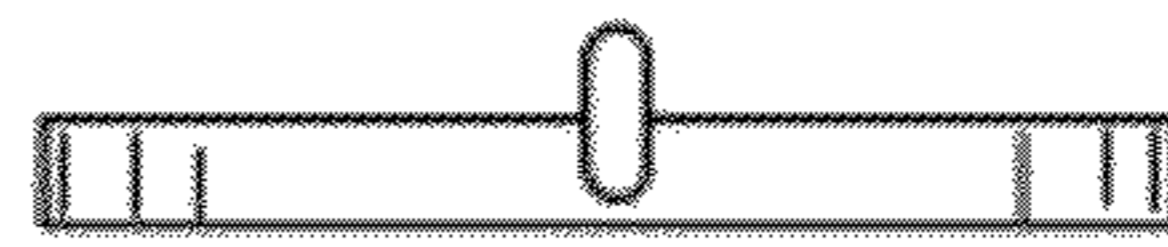


FIG. 5

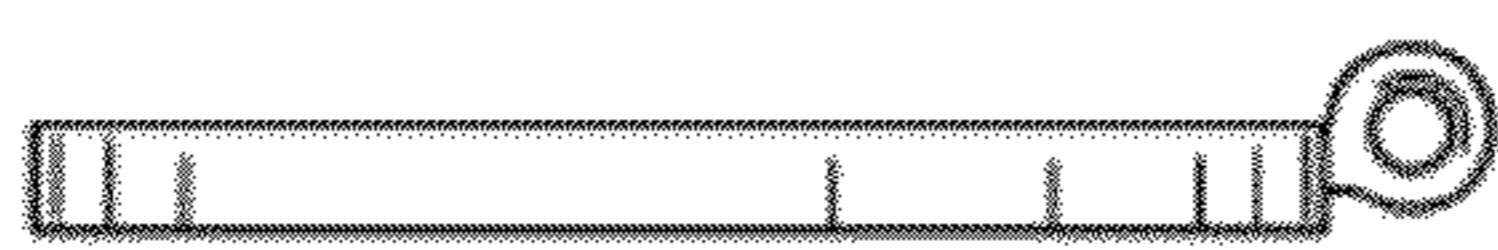


FIG. 6



FIG. 7



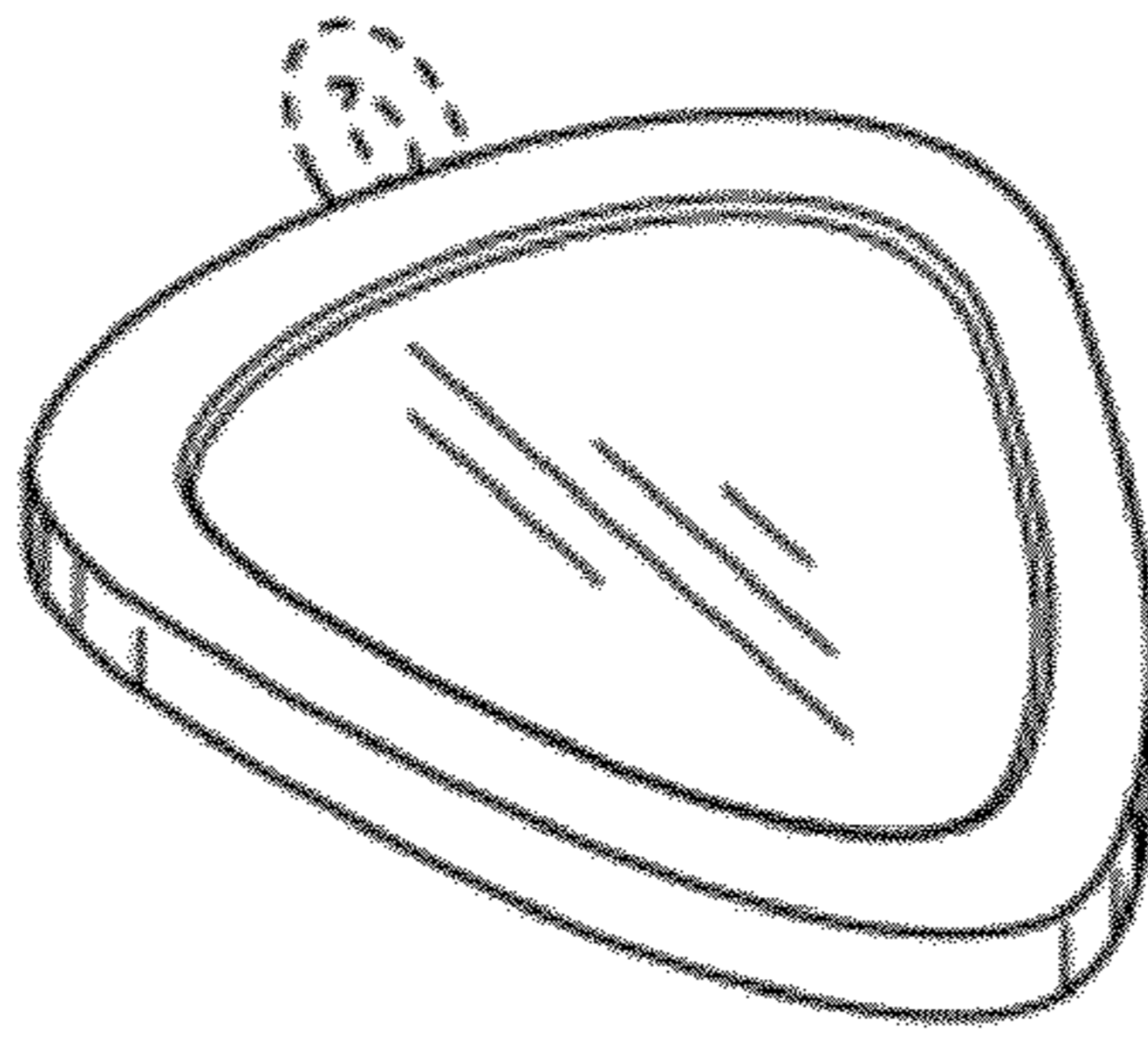


FIG. 8

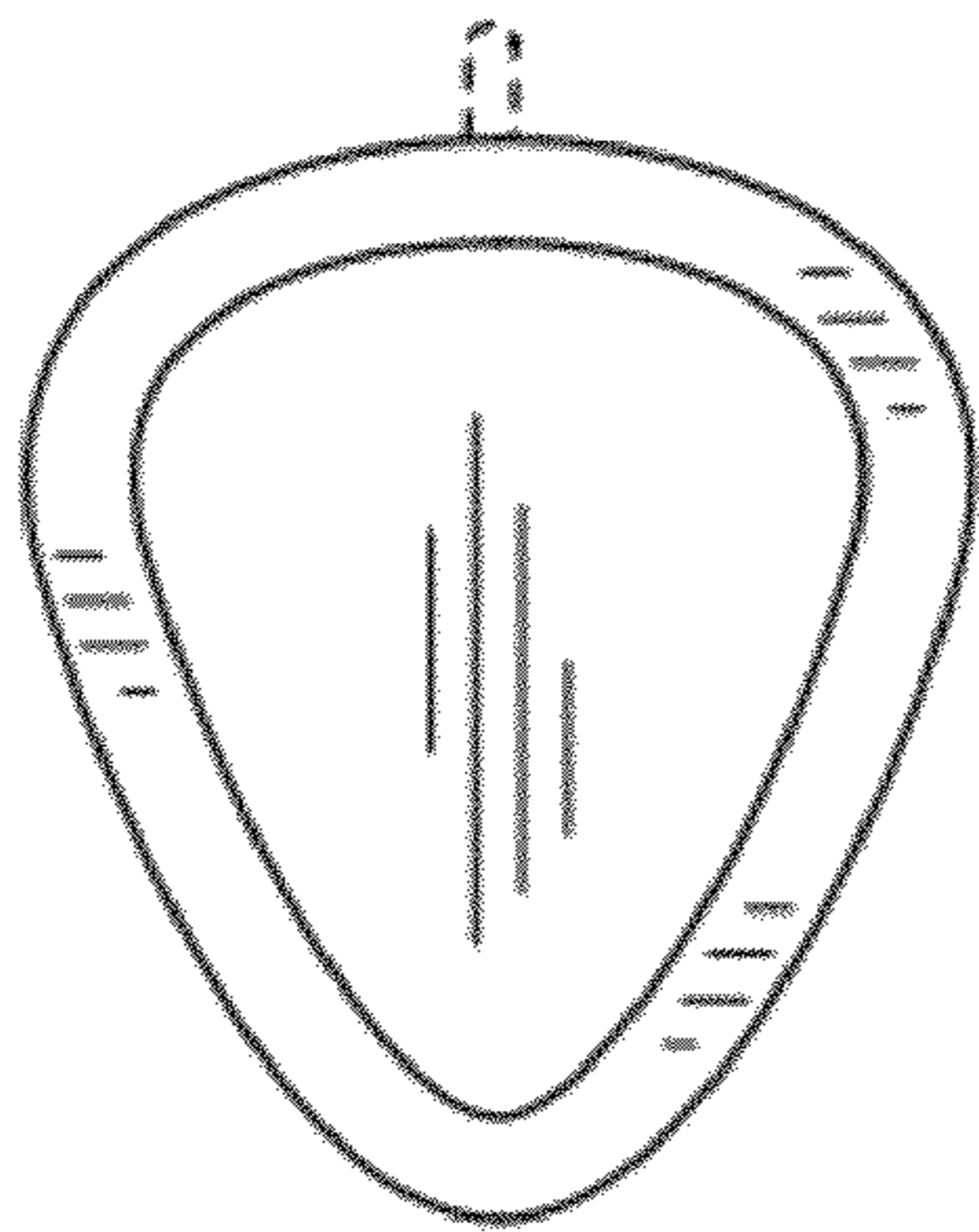


FIG. 9

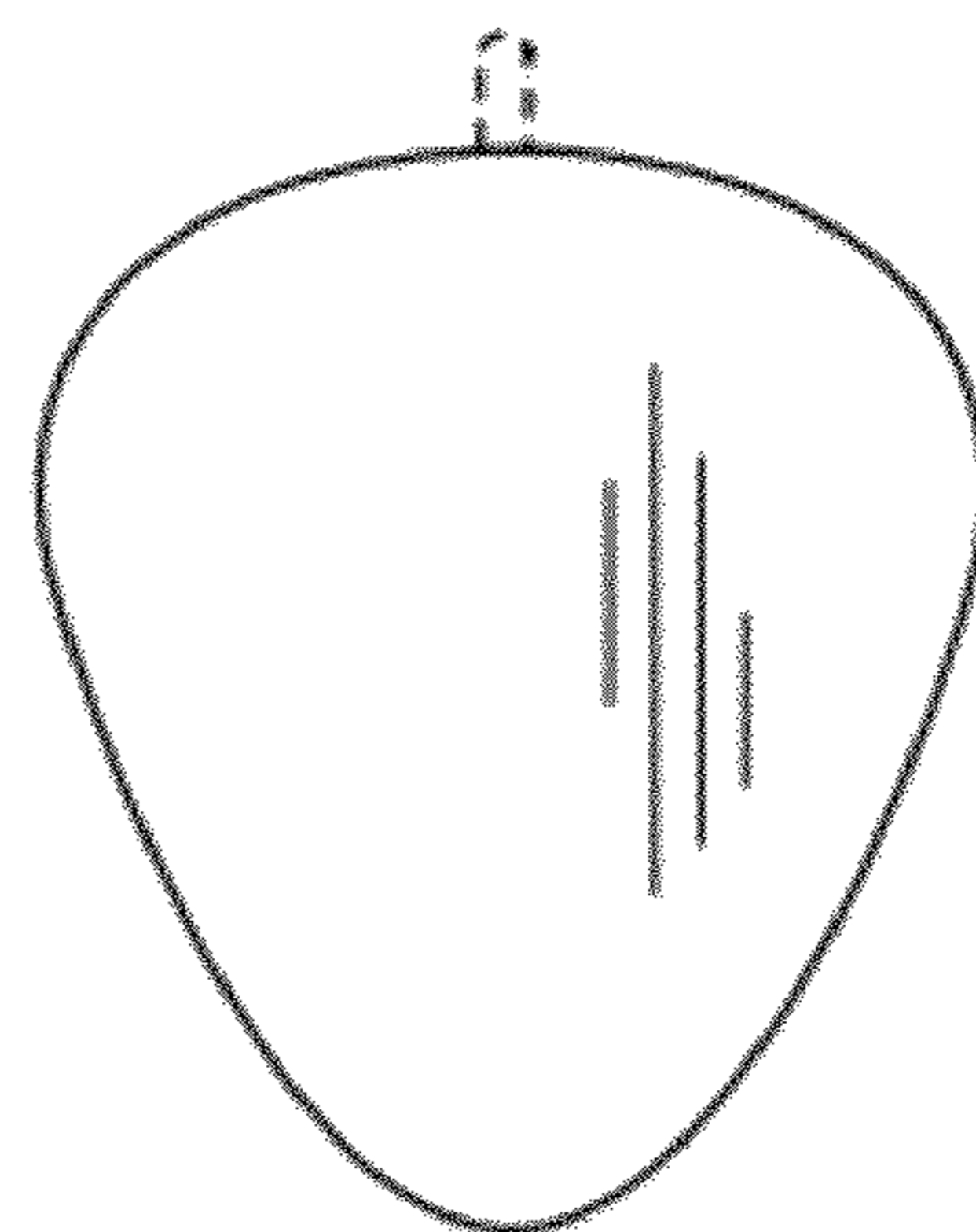


FIG. 10

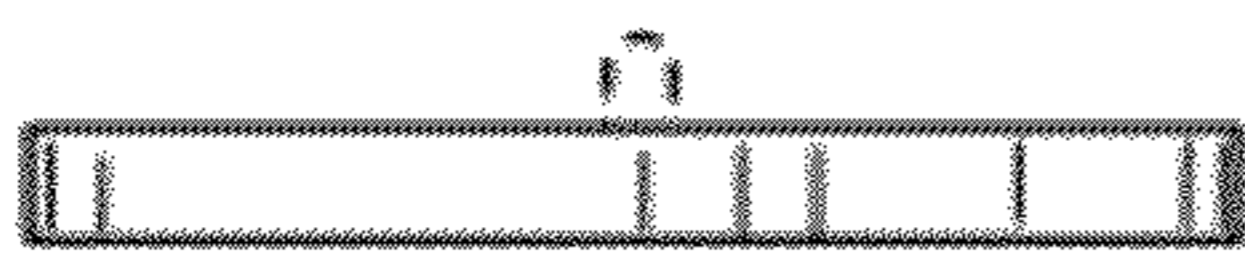


FIG. 11

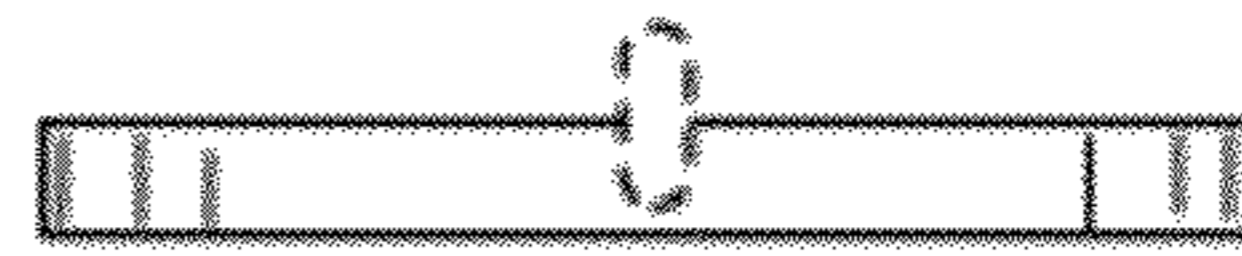


FIG. 12



FIG. 13



FIG. 14