

US00D657700S

(12) **United States Design Patent**
Suess

(10) **Patent No.:** **US D657,700 S**

(45) **Date of Patent:** **** Apr. 17, 2012**

(54) **CARPENTER'S AND WOODWORKER'S SQUARE**

(76) Inventor: **William A. Suess**, Milton, DE (US)

(**) Term: **14 Years**

(21) Appl. No.: **29/359,349**

(22) Filed: **Apr. 8, 2010**

(51) **LOC (9) Cl.** **10-04**

(52) **U.S. Cl.** **D10/65**

(58) **Field of Classification Search** D10/65;
33/451, 460, 470, 474, 476, 480
See application file for complete search history.

D451,831 S *	12/2001	Szumer	D10/65
D454,080 S	3/2002	Aguilar		
D454,312 S	3/2002	Anderson		
D462,282 S *	9/2002	Salvagno	D10/65
D512,332 S	12/2005	Graham		
D527,292 S *	8/2006	Kuefler	D10/64
D587,606 S	3/2009	McMasters		

* cited by examiner

Primary Examiner — Antoine D Davis

(74) *Attorney, Agent, or Firm* — QuickPatents, Inc.; Kevin Prince

(57) **CLAIM**

What is claimed is the ornamental design for a carpenter's and woodworker's square, as shown and described.

DESCRIPTION

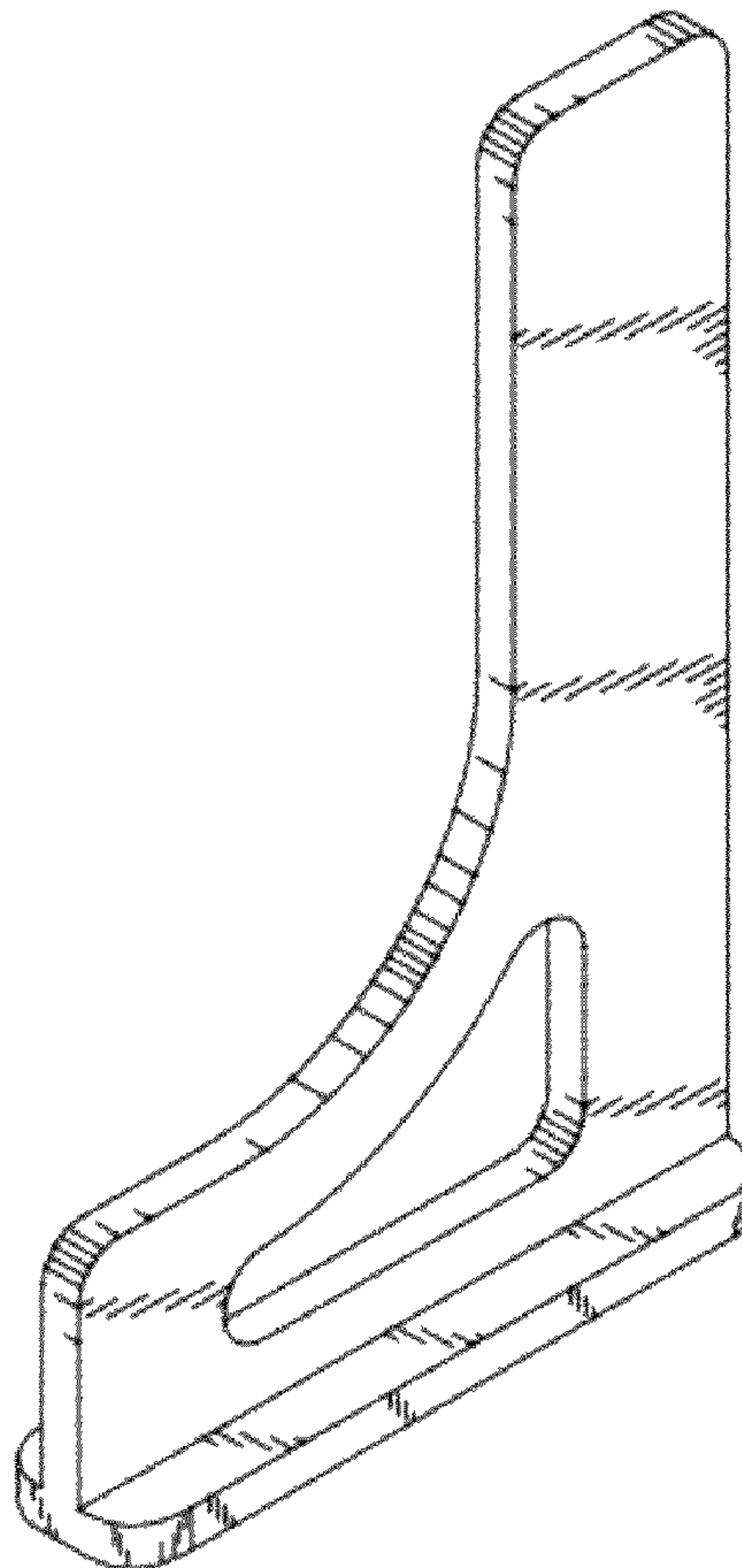
FIG. 1 is a perspective view of a carpenter's and woodworker's square, showing the new design;
FIG. 2 is a top plan view thereof;
FIG. 3 is a left-side elevational view thereof, the right-side elevational view being a mirror image thereof;
FIG. 4 is a front elevational view thereof;
FIG. 5 is a rear elevational view thereof; and,
FIG. 6 is a bottom plan view thereof.

1 Claim, 2 Drawing Sheets

(56) **References Cited**

U.S. PATENT DOCUMENTS

D22,248 S *	2/1893	Flesher	D10/62
D32,390 S	3/1900	Conner		
D59,926 S	12/1921	Richardson		
D213,643 S	3/1969	Gutowski		
D222,291 S *	10/1971	Kuefler	D10/71
D358,103 S	5/1995	Munkel		
D395,249 S *	6/1998	Lindstrom	D10/65
D405,706 S	2/1999	Baggett		
D440,889 S	4/2001	Frescas		
D445,700 S	7/2001	Mapston		



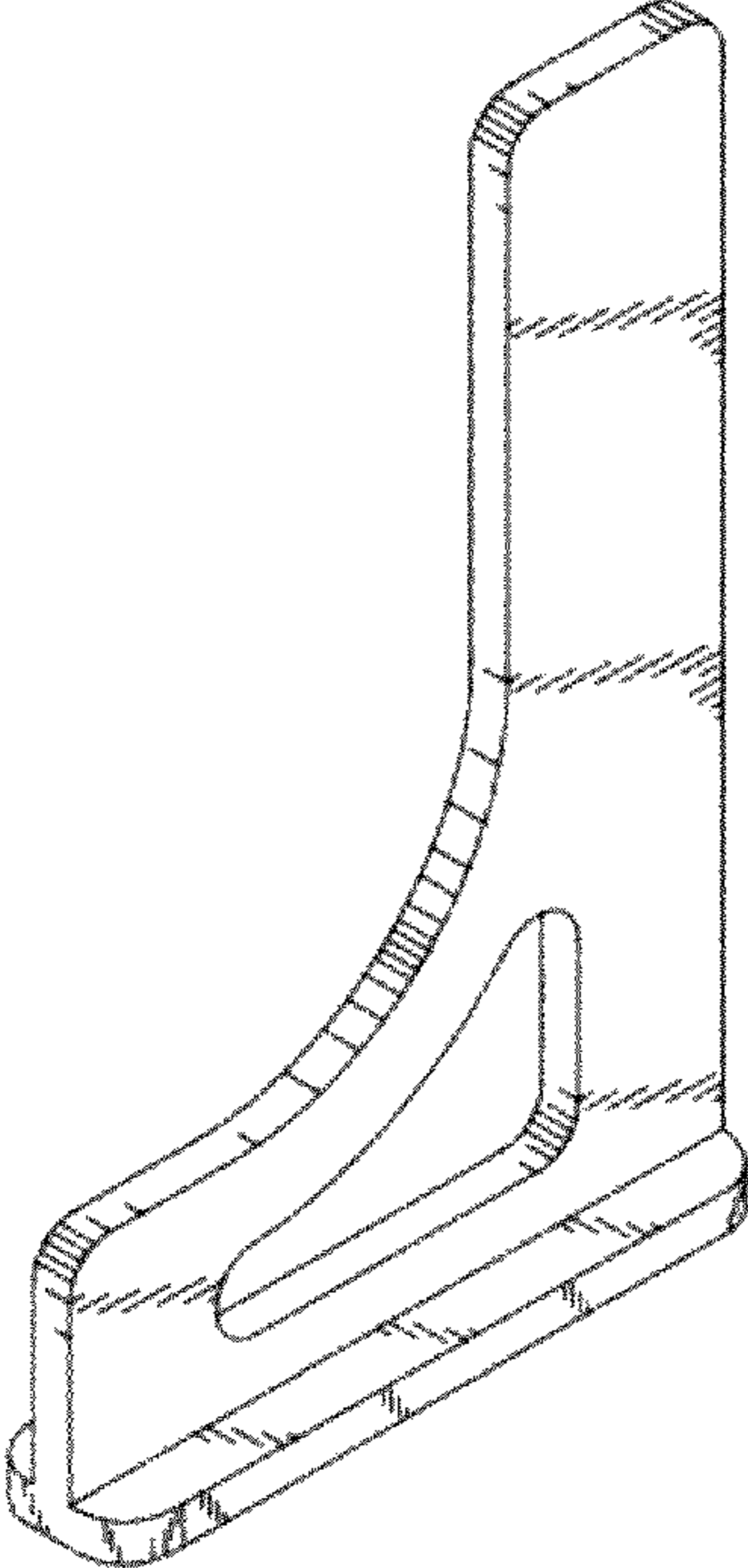


FIG. 1




FIG. 3

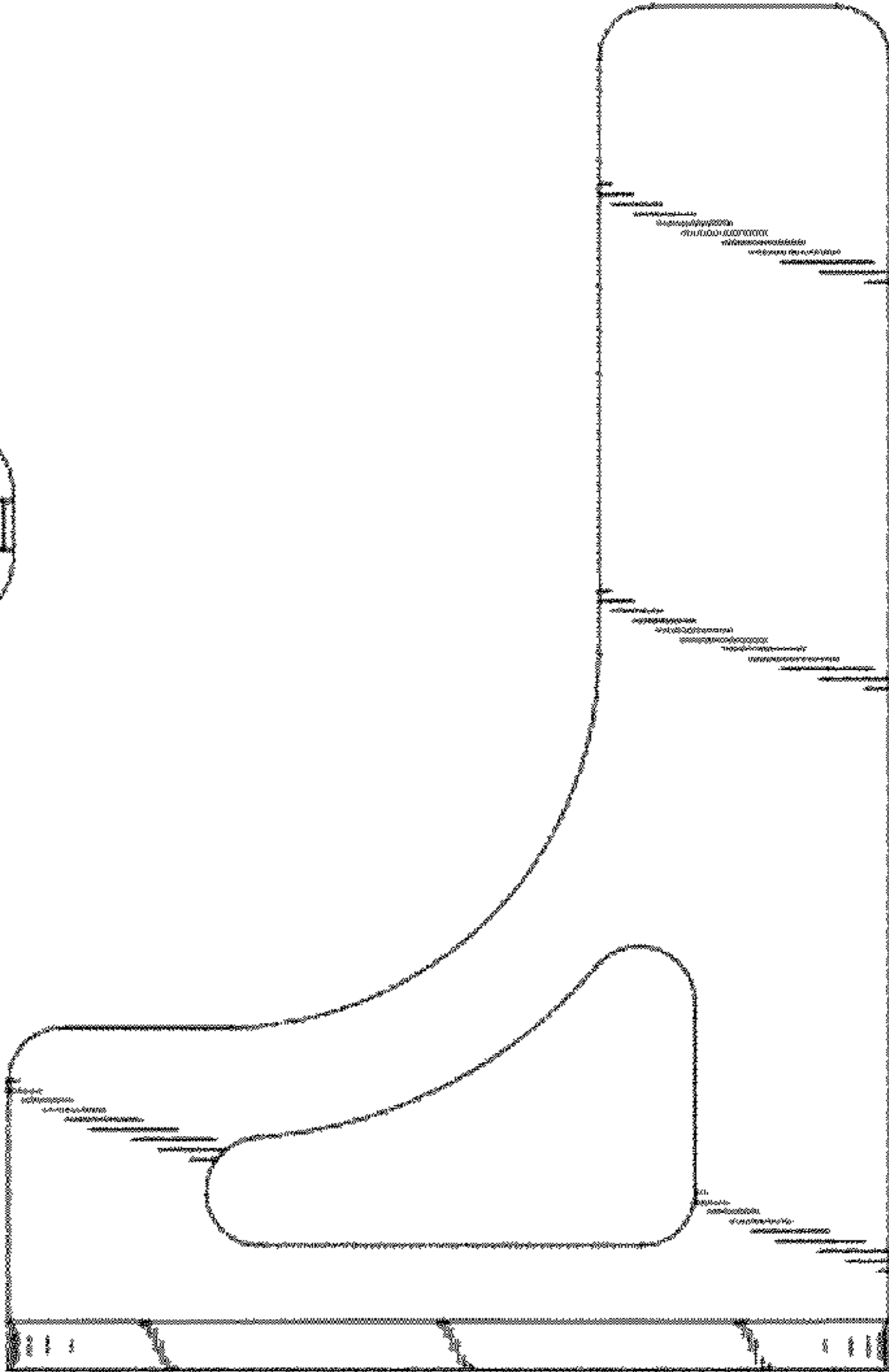


FIG. 2

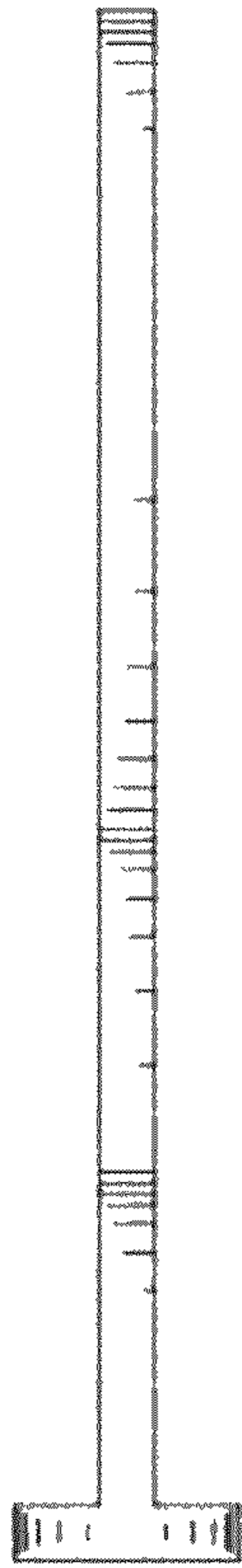


FIG. 4

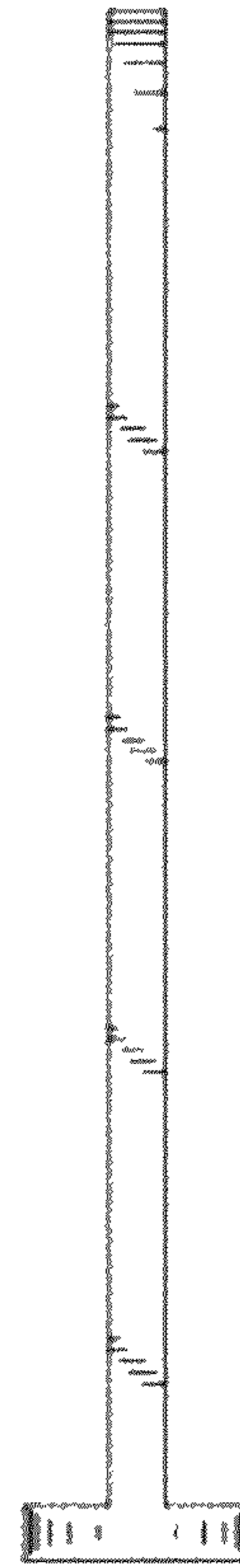


FIG. 5

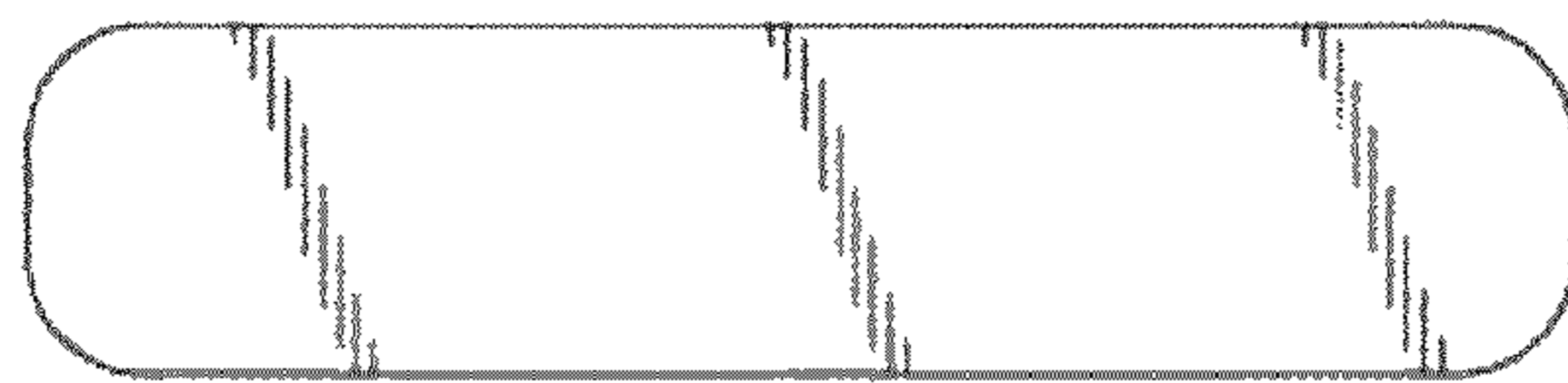


FIG. 6