



US00D657695S

(12) **United States Design Patent**
Floyd et al.

(10) **Patent No.:** **US D657,695 S**
(45) **Date of Patent:** **** Apr. 17, 2012**

(54) **PACKAGE**

(75) Inventors: **Brian Lee Floyd**, Cincinnati, OH (US);
Ian Andrew Carnduff, New York, NY
(US); **Graham Clive Hufton**, New York,
NY (US)

(73) Assignee: **The Procter & Gamble Company**,
Cincinnati, OH (US)

(**) Term: **14 Years**

(21) Appl. No.: **29/378,453**

(22) Filed: **Nov. 4, 2010**

(51) **LOC (9) Cl.** **09-01**

(52) **U.S. Cl.** **D9/729**

(58) **Field of Classification Search** D9/516,
D9/529, 549, 556-560, 569, 570, 572-575;
D28/7; 215/381-385; 221/64, 65, 135, 208,
221/278, 282; 222/105, 394, 402.1, 402.15,
222/546; 220/660, 669, 679, 752; D19/66

See application file for complete search history.

(56) **References Cited**

U.S. PATENT DOCUMENTS

D341,227 S	*	11/1993	Lang et al.	D28/76
D379,923 S	*	6/1997	De Baschmakoff	D9/697
D492,592 S	*	7/2004	Palomino, Jr.	D9/727
D529,818 S	*	10/2006	Cummings	D9/729
D530,222 S	*	10/2006	McConville et al.	D9/729
D531,053 S	*	10/2006	McConville et al.	D9/729
D540,186 S	*	4/2007	Cummings	D9/728

OTHER PUBLICATIONS

U.S. Appl. No. 29/378,450, filed Nov. 4, 2010, Brian Lee Floyd.
U.S. Appl. No. 29/378,455, filed Nov. 4, 2010, Brian Lee Floyd.
U.S. Appl. No. 29/378,457, filed Nov. 4, 2010, Brian Lee Floyd.
U.S. Appl. No. 29/378,460, filed Nov. 4, 2010, Brian Lee Floyd.
U.S. Appl. No. 29/378,465, filed Nov. 4, 2010, Brian Lee Floyd.
U.S. Appl. No. 29/378,468, filed Nov. 4, 2010, Brian Lee Floyd.
U.S. Appl. No. 29/378,471, filed Nov. 4, 2010, Brian Lee Floyd.

* cited by examiner

Primary Examiner — Stella Reid

Assistant Examiner — Keli L Hill

(74) *Attorney, Agent, or Firm* — Mark A. Charles

(57) **CLAIM**

The ornamental design for a package, as shown and described.

DESCRIPTION

FIG. 1 is a front perspective view of a package embodying our new design;

FIG. 2 is a front view thereof;

FIG. 3 is a rear view thereof;

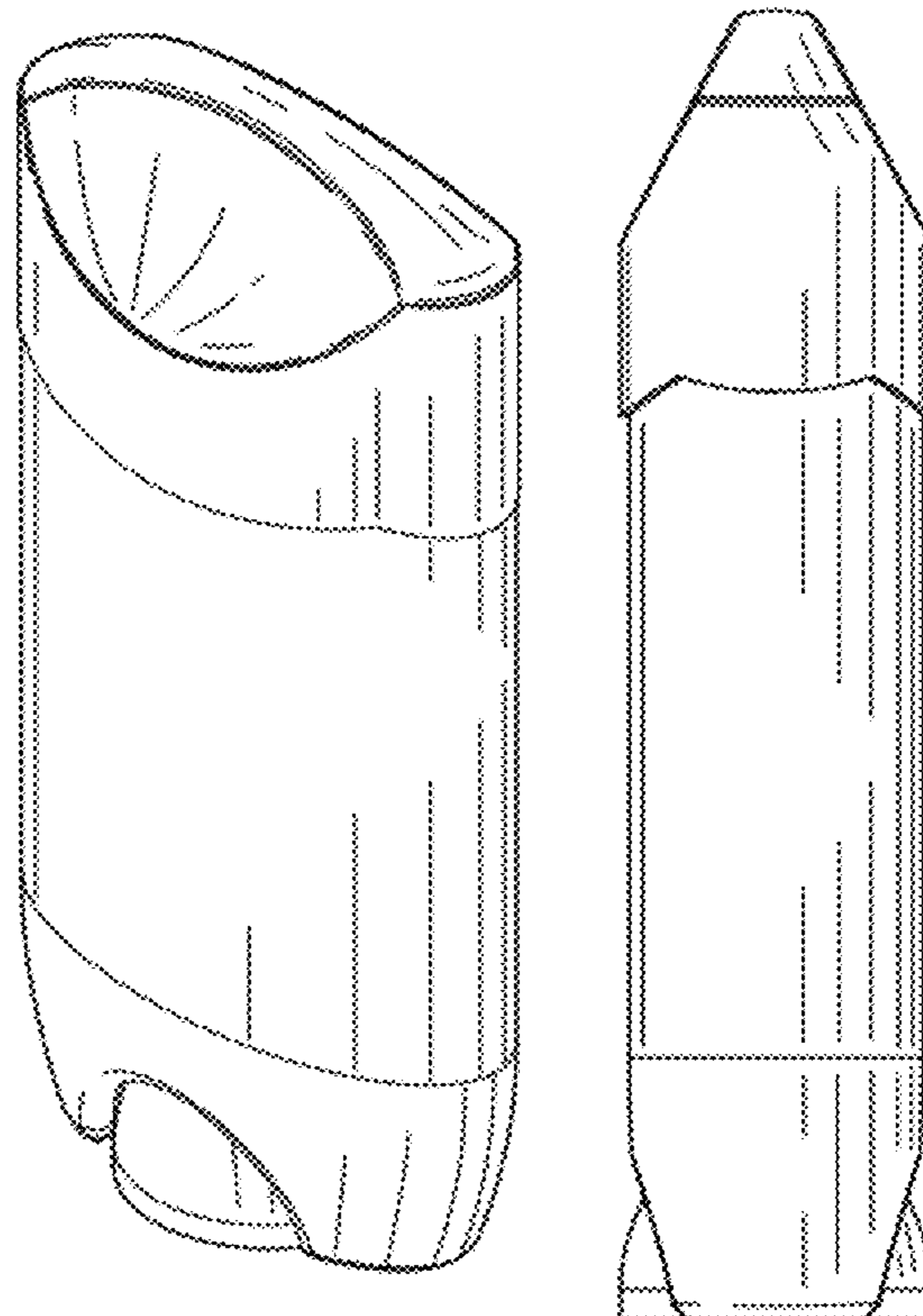
FIG. 4 is a top view thereof;

FIG. 5 is a bottom view thereof;

FIG. 6 is a right view thereof; and,

FIG. 7 is a left view thereof.

1 Claim, 3 Drawing Sheets



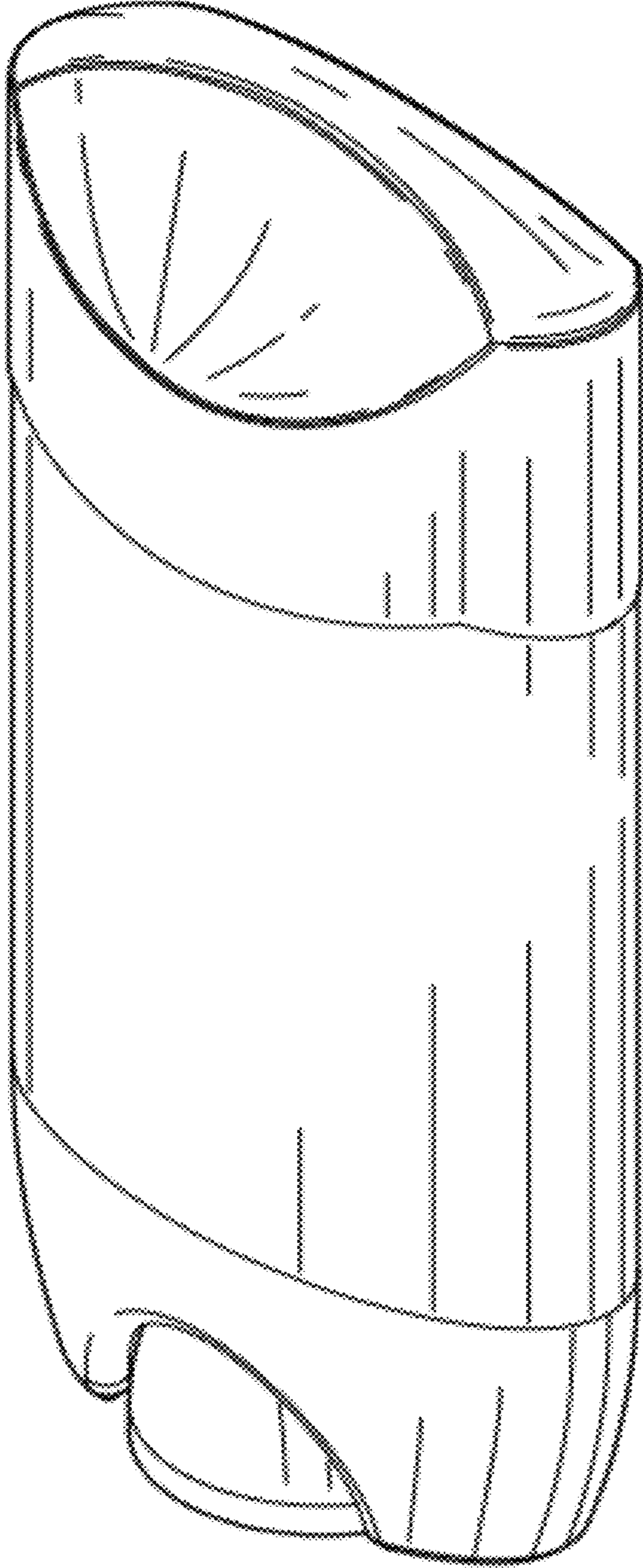


Fig. 1

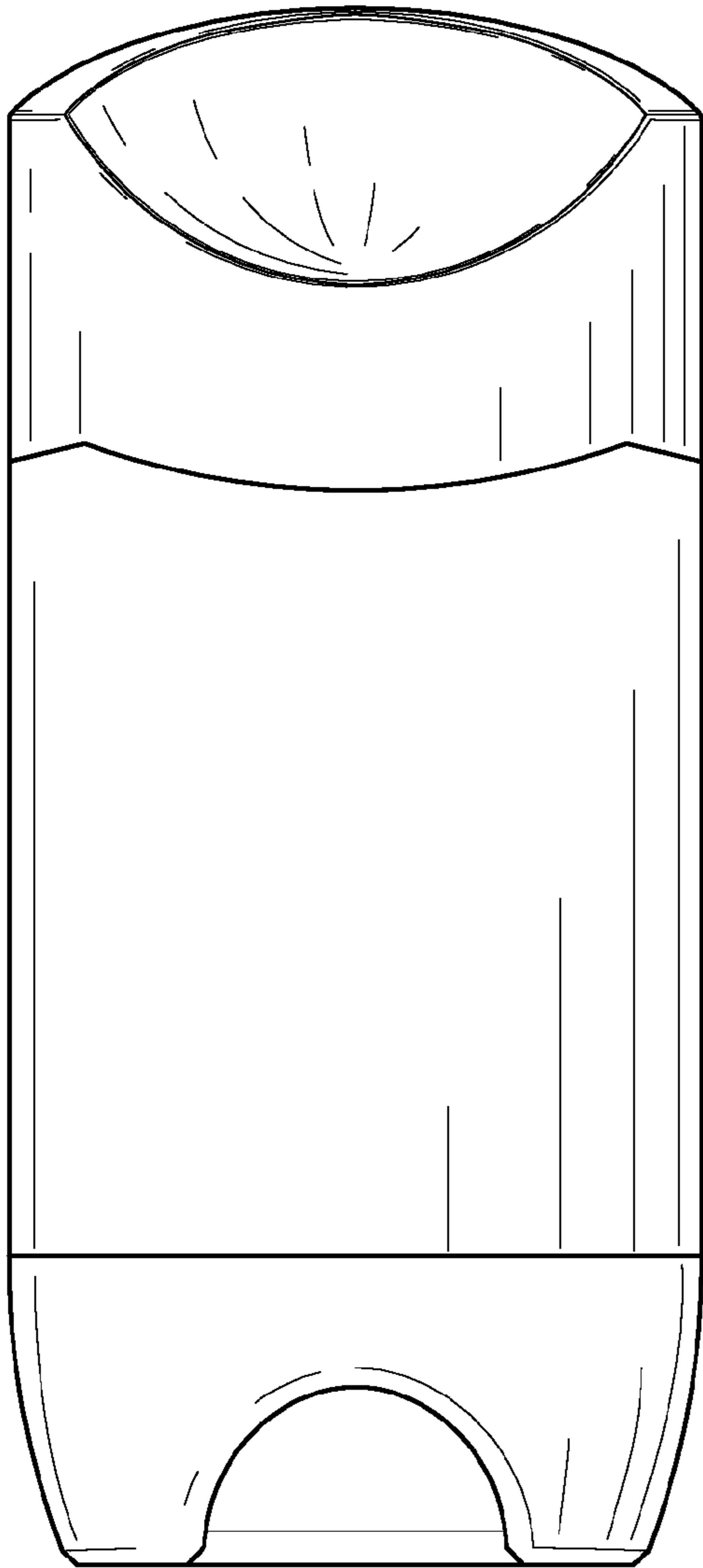


Fig. 2

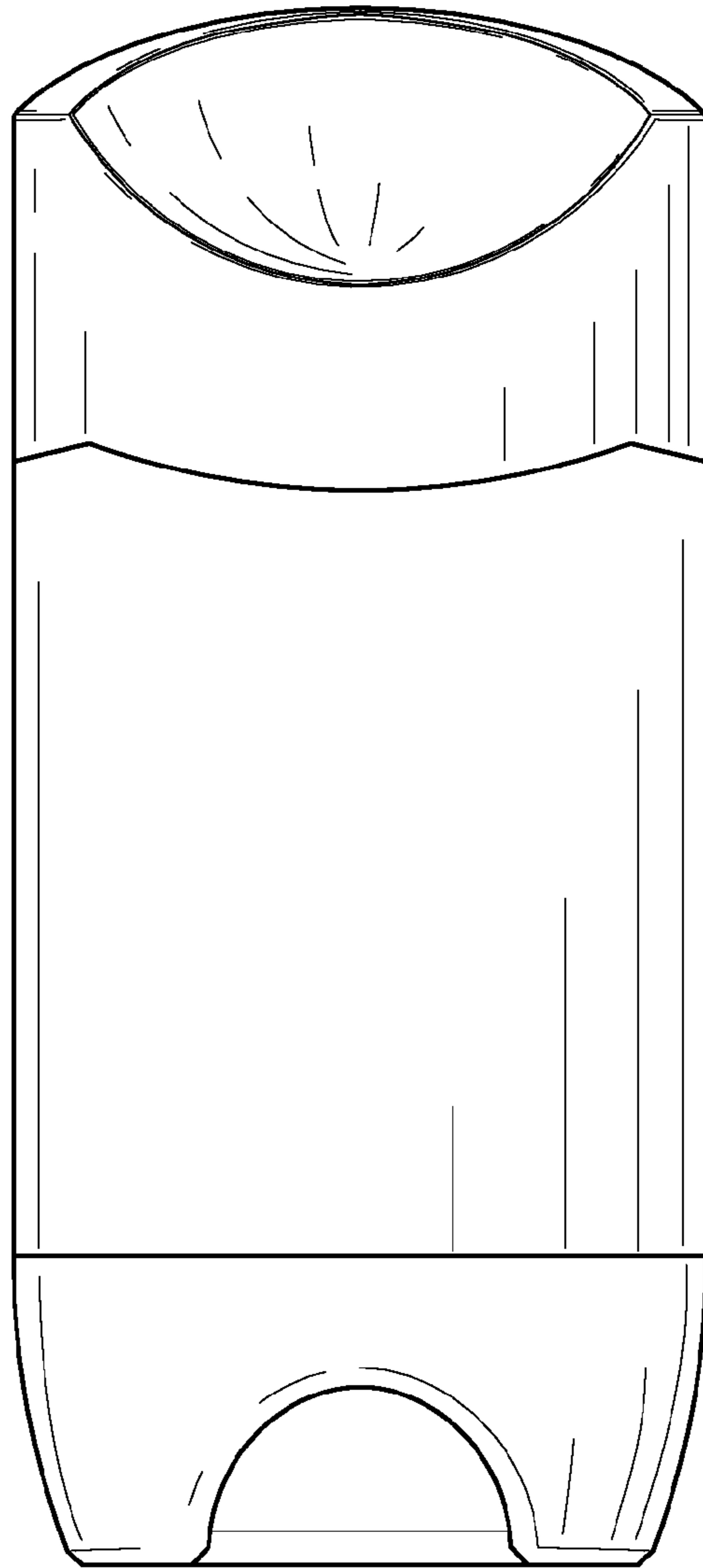


Fig. 3

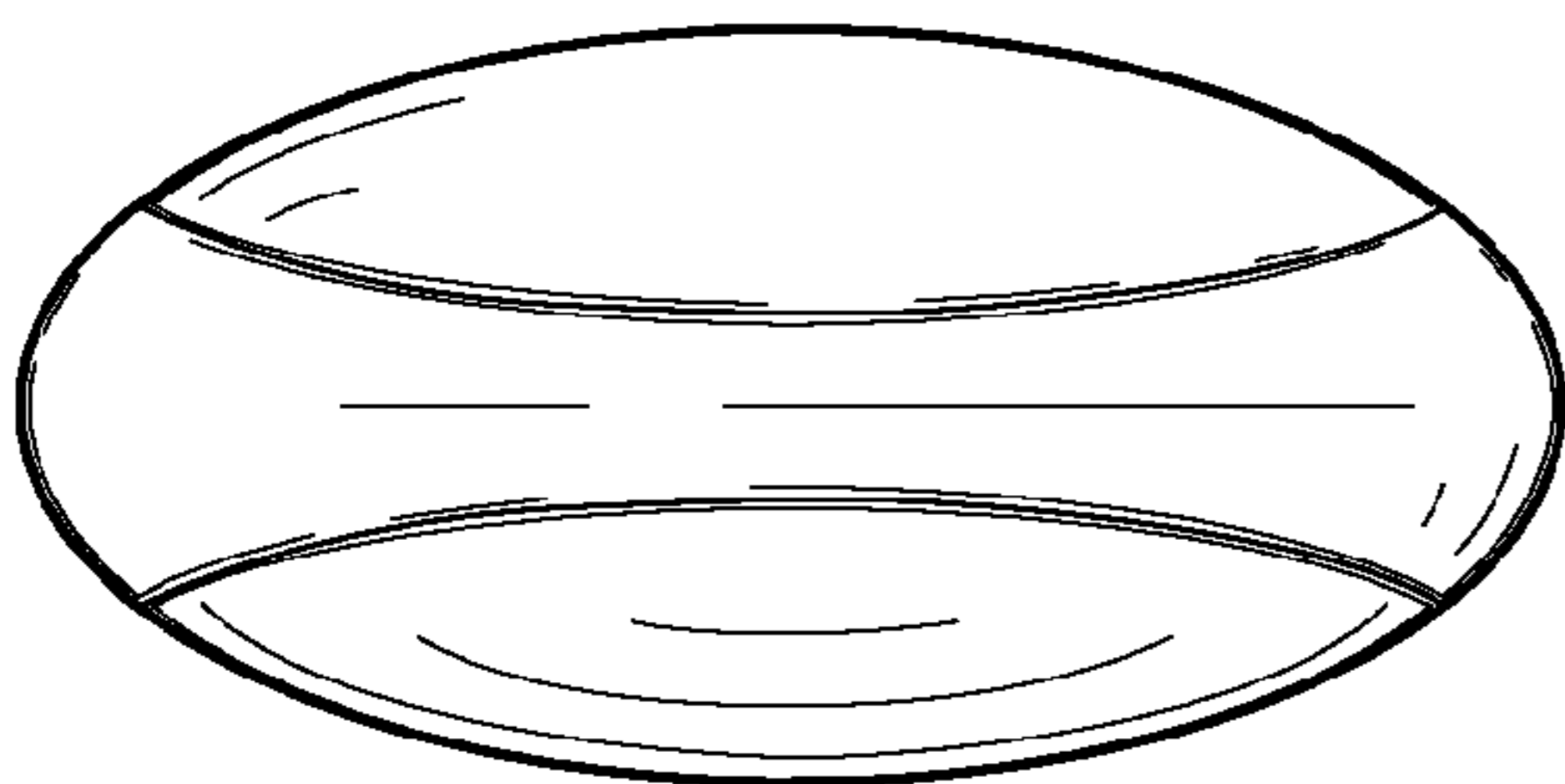


Fig. 4

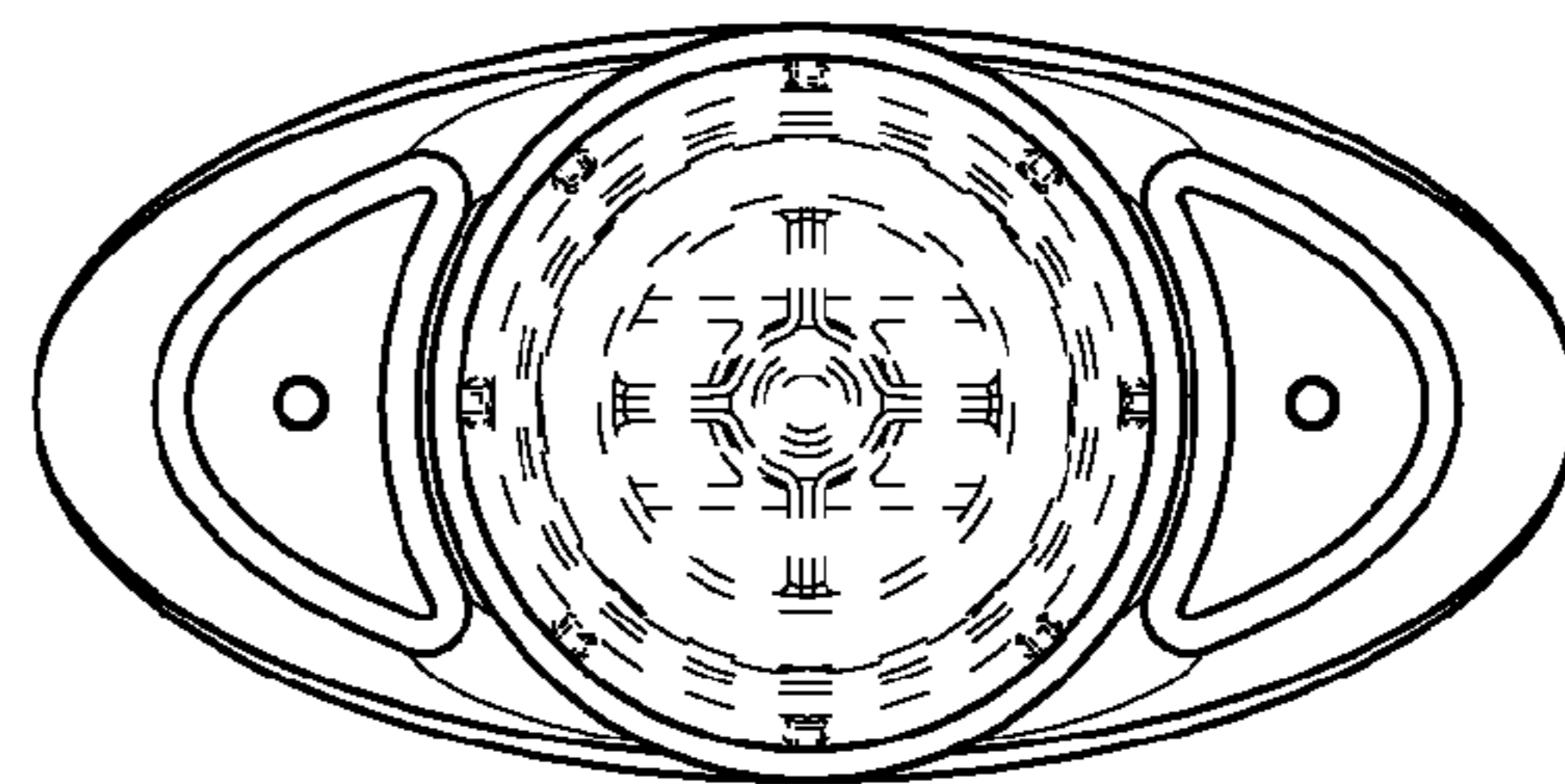


Fig. 5




Fig. 6




Fig. 7