



US00D657680S

(12) **United States Design Patent**
Cora et al.

(10) **Patent No.:** **US D657,680 S**

(45) **Date of Patent:** **** Apr. 17, 2012**

(54) **FLASK**

(76) Inventors: **Russell Cora**, Evanston, IL (US); **Albert Scherb, III**, Winnetka, IL (US)

(**) **Term:** **14 Years**

(21) **Appl. No.:** **29/368,885**

(22) **Filed:** **Aug. 31, 2010**

(51) **LOC (9) Cl.** **09-01**

(52) **U.S. Cl.** **D9/521; D9/567; D9/575; D9/668**

(58) **Field of Classification Search** D9/516,
D9/519, 529–530, 537–546, 549, 554, 558,
D9/572–575, 682–694, 668; 215/379, 381–382,
215/384; 220/660, 662, 669; D3/202; D28/7;
D21/710

See application file for complete search history.

(56) **References Cited**

U.S. PATENT DOCUMENTS

D8,417 S *	6/1875	Truax	D9/544
D29,092 S *	7/1898	Freeman	D9/558
D50,182 S *	1/1917	Boyle	D3/202
D71,162 S *	9/1926	Smiuth	D9/544
4,140,254 A *	2/1979	Land	224/148.6
D329,326 S *	9/1992	Sheehy et al.	D3/202
D332,913 S *	2/1993	Carroll	D9/694
D374,897 S *	10/1996	Whisman	D21/710
D401,649 S *	11/1998	Bellehumeur	D21/710
D405,606 S *	2/1999	Merritt	D3/254
D407,320 S *	3/1999	Costen et al.	D9/574
D461,596 S *	8/2002	Angeletta	D28/7
D468,353 S *	1/2003	Shamitoff	D19/42

D471,086 S *	3/2003	Helleu	D9/694
D561,852 S *	2/2008	Frey	D21/710
D579,993 S *	11/2008	Fairchild et al.	D21/710
D581,288 S *	11/2008	Villalobos	D9/668
D590,269 S *	4/2009	Pavone	D9/572
D593,425 S *	6/2009	Weiss	D10/33
D597,848 S *	8/2009	Petzold	D9/545
D618,557 S *	6/2010	Jin et al.	D9/655
D630,101 S *	1/2011	Lloyd	D9/558
D632,584 S *	2/2011	Eisenberger et al.	D9/667

* cited by examiner

Primary Examiner — Carol P Rademaker

(74) *Attorney, Agent, or Firm* — McAndrews, Held & Malloy, Ltd.

(57) **CLAIM**

The ornamental design for an flask, as shown and described.

DESCRIPTION

FIG. 1 is a front, right, top perspective view of my new design for a flask;

FIG. 2 is a front elevation view thereof;

FIG. 3 is a rear elevation view thereof;

FIG. 4 is a right-side elevation view thereof;

FIG. 5 is a left-side elevation view thereof;

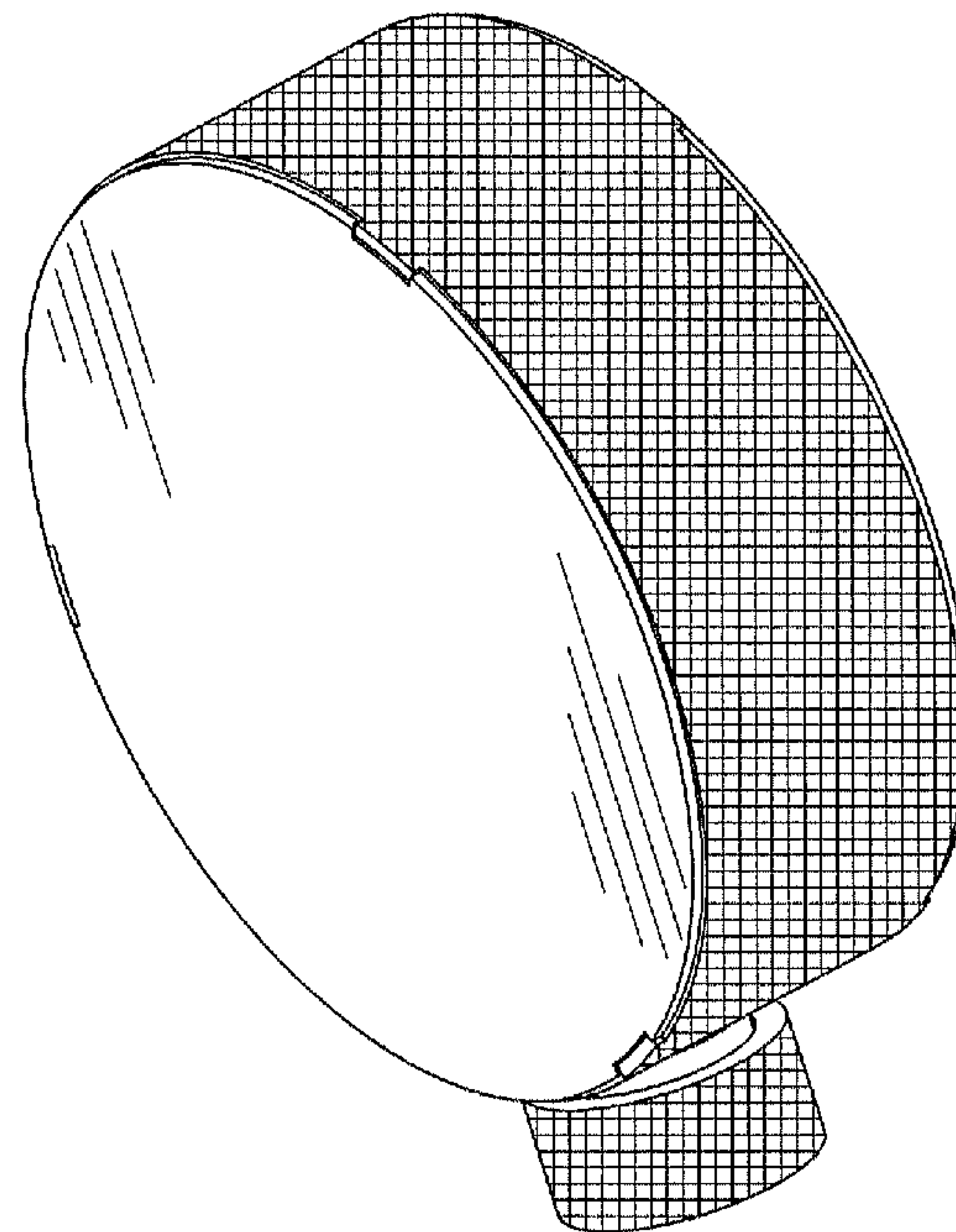
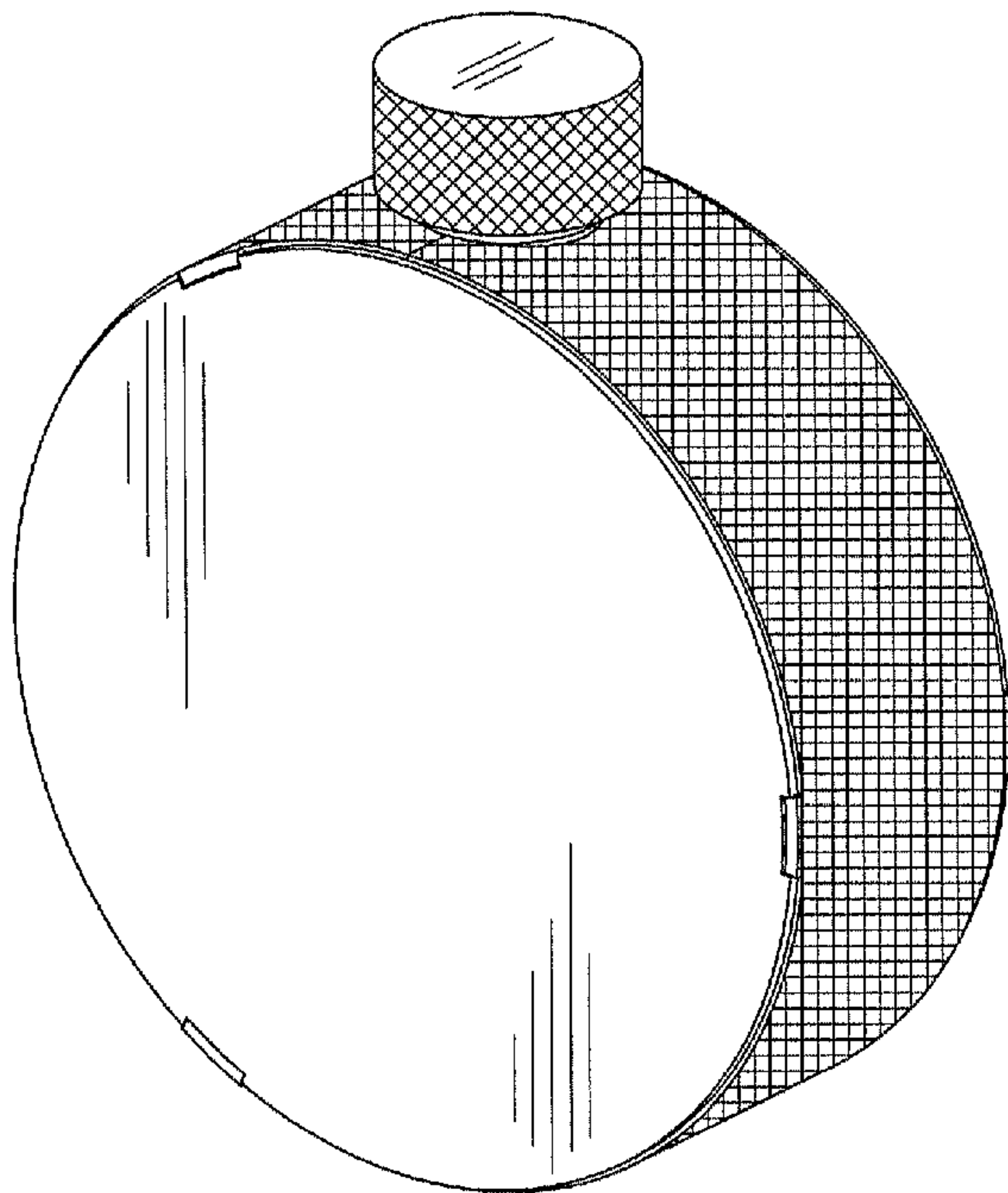
FIG. 6 is a top plan view thereof;

FIG. 7 is a bottom plan view thereof; and,

FIG. 8 is a front, left, bottom perspective view thereof.

The gridded line work shown on the perimeter surface edge of the body of the flask and on the side surface of the cap represents a contrasting texture.

1 Claim, 5 Drawing Sheets



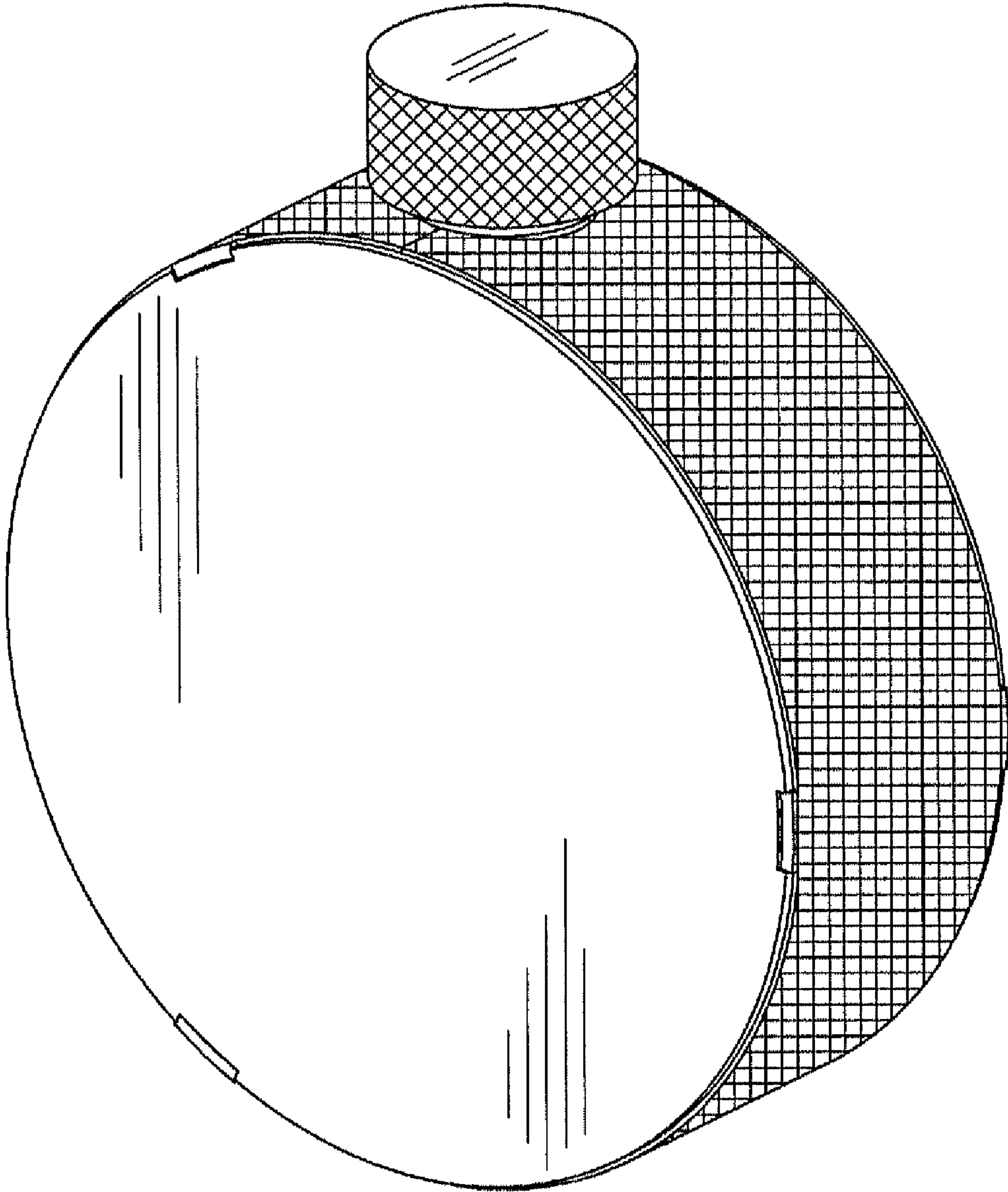


FIG. 1

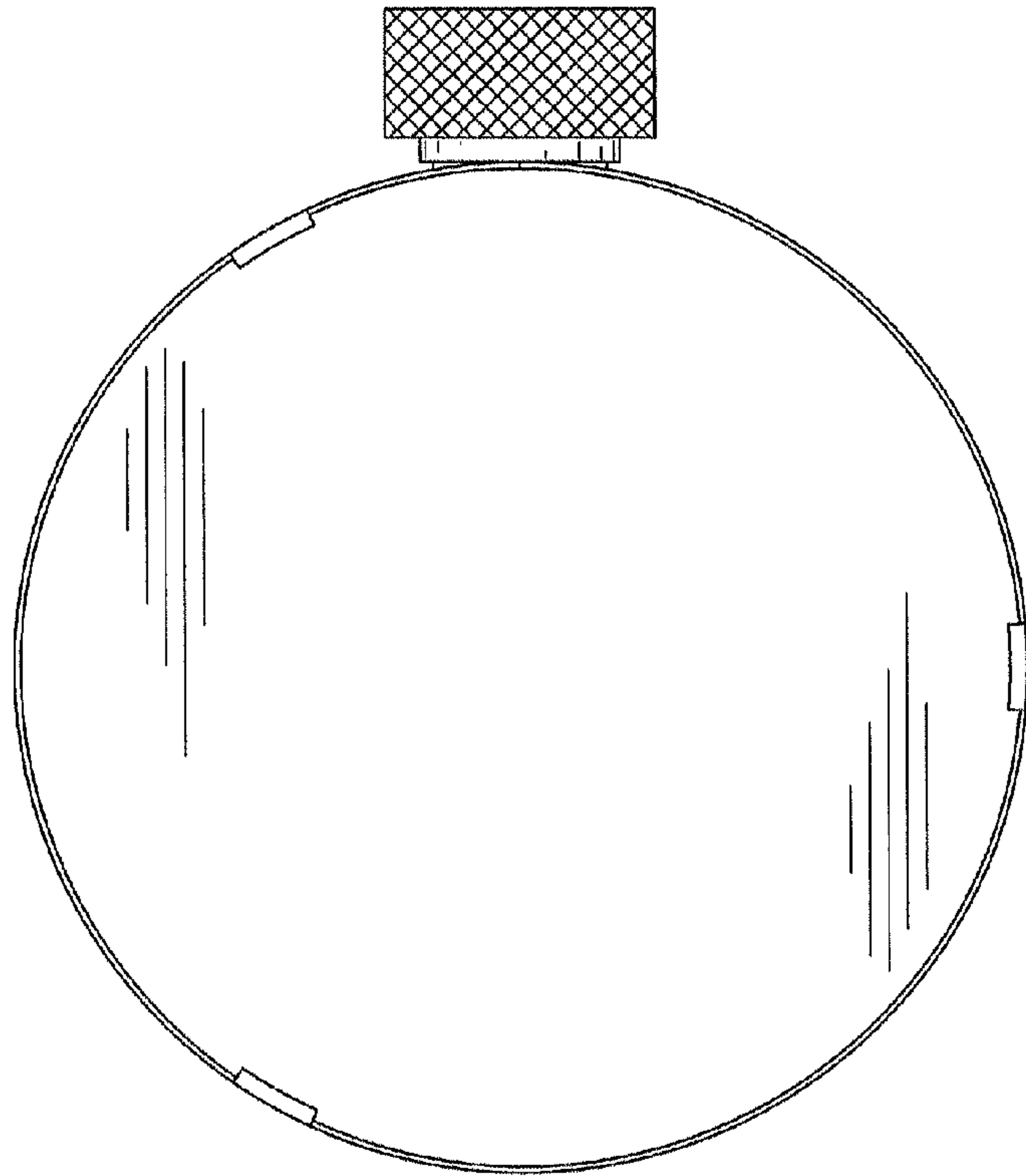


FIG. 2

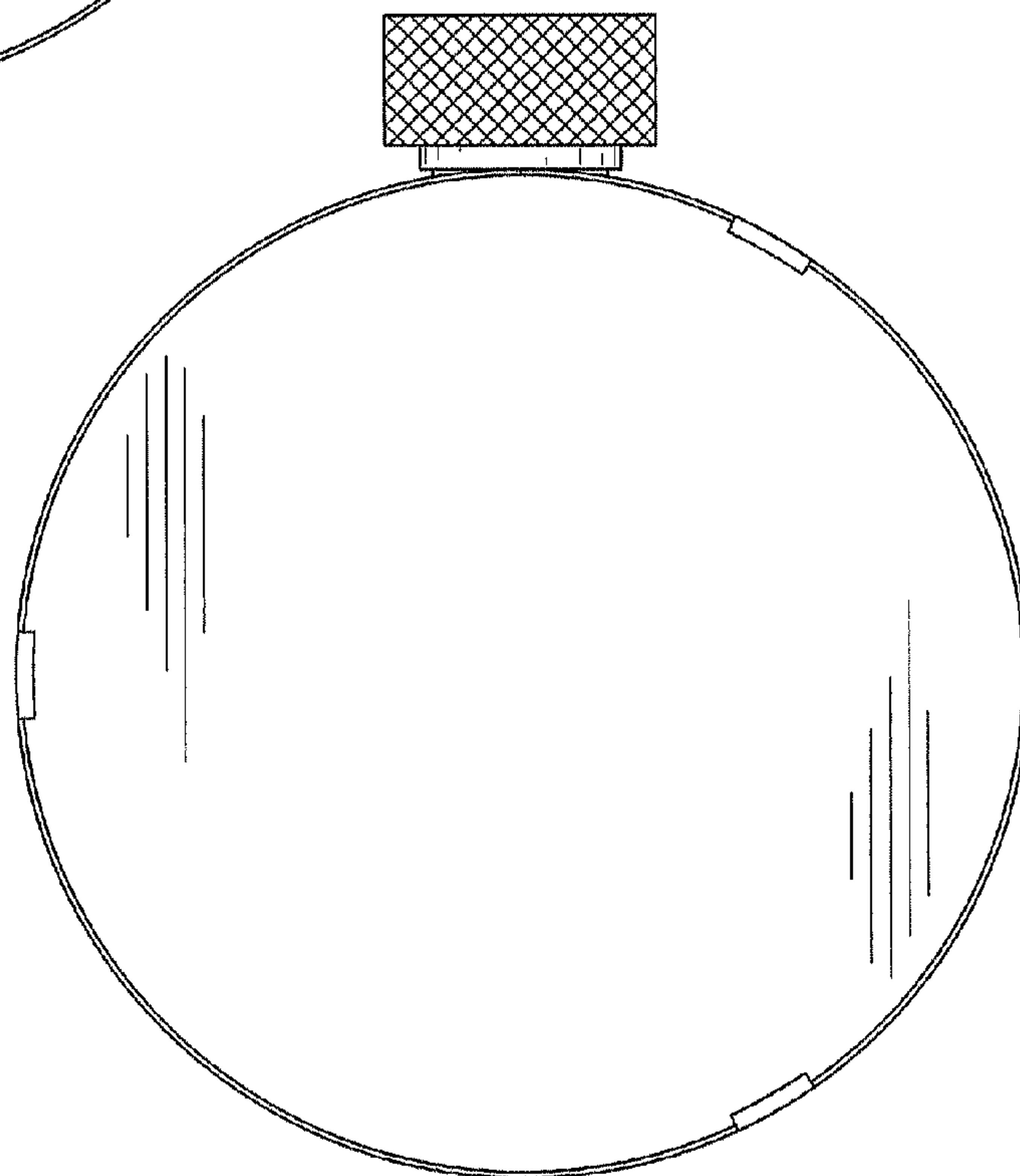


FIG. 3




FIG. 4




FIG. 5

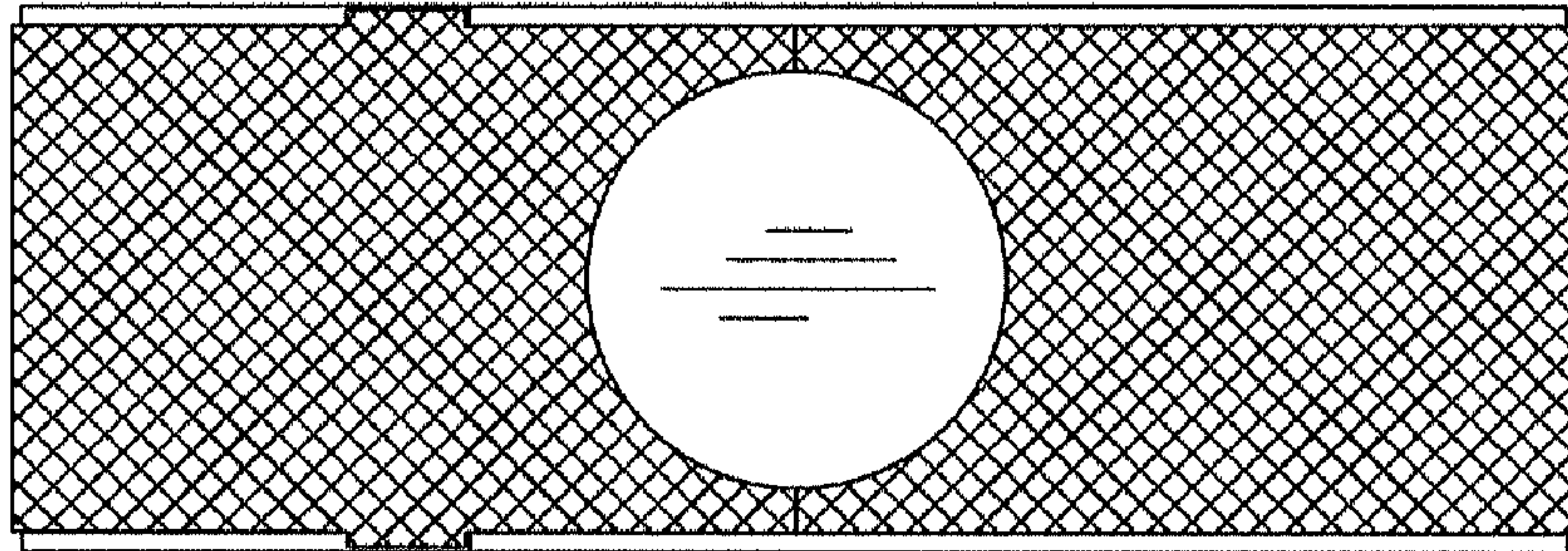


FIG. 6




FIG. 7

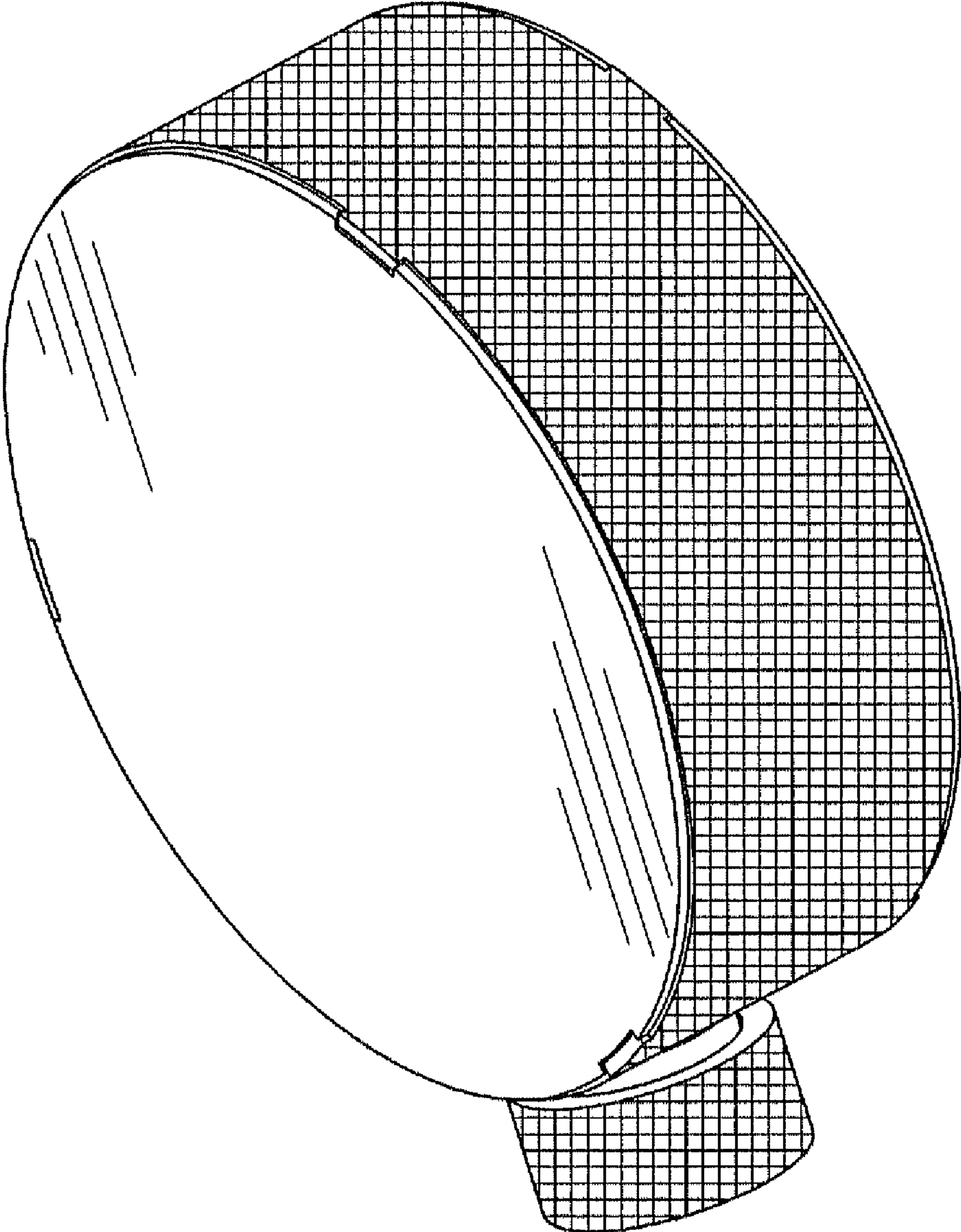


FIG. 8