



US00D657674S

(12) **United States Design Patent**  
**Biesecker**

(10) **Patent No.:** **US D657,674 S**

(45) **Date of Patent:** **\*\* Apr. 17, 2012**

(54) **CAP**

D470,051 S \* 2/2003 Bloom et al. .... D9/435  
D481,948 S \* 11/2003 Brozell et al. .... D9/453  
D633,808 S \* 3/2011 Titherington .... D9/667

(75) **Inventor:** **Frederick N. Biesecker**, Boyertown, PA (US)

\* cited by examiner

(73) **Assignee:** **Drug Plastics & Glass Company, Inc.**, Boyertown, PA (US)

*Primary Examiner* — Sandra Morris

(74) *Attorney, Agent, or Firm* — Panitch Schwarze Belisario & Nadel LLP

(\*\*) **Term:** **14 Years**

(57) **CLAIM**

The ornamental design for a cap, as shown and described.

(21) **Appl. No.:** **29/384,440**

**DESCRIPTION**

(22) **Filed:** **Jan. 31, 2011**

(51) **LOC (9) Cl.** ..... **09-07**

(52) **U.S. Cl.** ..... **D9/451; D9/452**

(58) **Field of Classification Search** ..... D9/600,  
D9/614, 624, 434-435, 443, 451-454; 215/206,  
215/228, 230

See application file for complete search history.

FIG. 1 is a front perspective view of a cap in accordance with a preferred embodiment of my new design;

FIG. 2 is top plan view thereof; and,

FIG. 3 is a front elevation view thereof, left-side, rear, and right-side elevational views being identical.

The bottom plan view of the cap is not shown in the drawings or described in the specification and, therefore, forms no part of the claimed design.


The broken lines in the figures are for illustrative purposes only and form no part of the claimed design.


(56) **References Cited**

U.S. PATENT DOCUMENTS


4,553,678 A \* 11/1985 Thorsbakken ..... 215/203  
4,573,601 A \* 3/1986 Berglund ..... 215/252

**1 Claim, 1 Drawing Sheet**






*Fig. 1*



*Fig. 2*



*Fig. 3*