



US00D657672S

(12) **United States Design Patent**
Mills

(10) **Patent No.:** **US D657,672 S**
(45) **Date of Patent:** **** Apr. 17, 2012**

- (54) **DISPENSER COVER WITH DIRECTIONAL FLOW CONTROLLING FLANGE**
- (75) Inventor: **Andrew J. Mills**, Highland Park, IL (US)
- (73) Assignee: **Medline Industries, Inc.**, Mundelein, IL (US)
- (**) Term: **14 Years**
- (21) Appl. No.: **29/382,325**
- (22) Filed: **Dec. 31, 2010**
- (51) **LOC (9) Cl.** **09-01**
- (52) **U.S. Cl.** **D9/448**
- (58) **Field of Classification Search** D9/682-694, D9/435-454; 222/129, 135, 153.01, 153.03, 222/153.04, 153.09, 153.11-153.14, 156, 222/182, 183, 631, 635, 209, 211-213, 215, 222/321.7-321.9, 372, 373, 378, 379, 383.1, 222/384-386, 398, 400.7, 400.8, 401, 402.1-402.25; D6/542-545
See application file for complete search history.

D628,481	S	*	12/2010	Maddy	D9/448
D635,808	S	*	4/2011	DeBretton Gordon	D6/542
D636,262	S	*	4/2011	Michitsuji et al.	D9/448
D642,917	S	*	8/2011	Mills	D9/448
2009/0108023	A1		4/2009	Houghton et al.		
2009/0188947	A1		7/2009	Dodd		

FOREIGN PATENT DOCUMENTS

EM	000185491-0001	8/2004
EM	00064858-0001	1/2007
EM	000649082-0003	1/2009
GB	D2026494	2/1993
GB	D2039088	9/1994

OTHER PUBLICATIONS

Tuttle, Catherine A., "Ex parte Quayle Action", U.S. Appl. No. 29/382,322, mailed Dec. 31, 2010.

* cited by examiner

Primary Examiner — Brian N Vinson

(74) *Attorney, Agent, or Firm* — David S. Noskowicz; Philip H. Burrus, IV

(57) **CLAIM**

The ornamental design for a dispenser cover with directional flow controlling flange, as shown and described.

DESCRIPTION

FIG. 1 is a top perspective view of one example of a dispenser cover with directional flow controlling flange, illustrating my new design;

FIG. 2 is a bottom perspective view thereof;

FIG. 3 is a top plan view thereof;

FIG. 4 is a bottom plan view thereof;

FIG. 5 is a front elevation view thereof;

FIG. 6 is a rear elevation view thereof; and,

FIG. 7 is a left elevation view thereof.


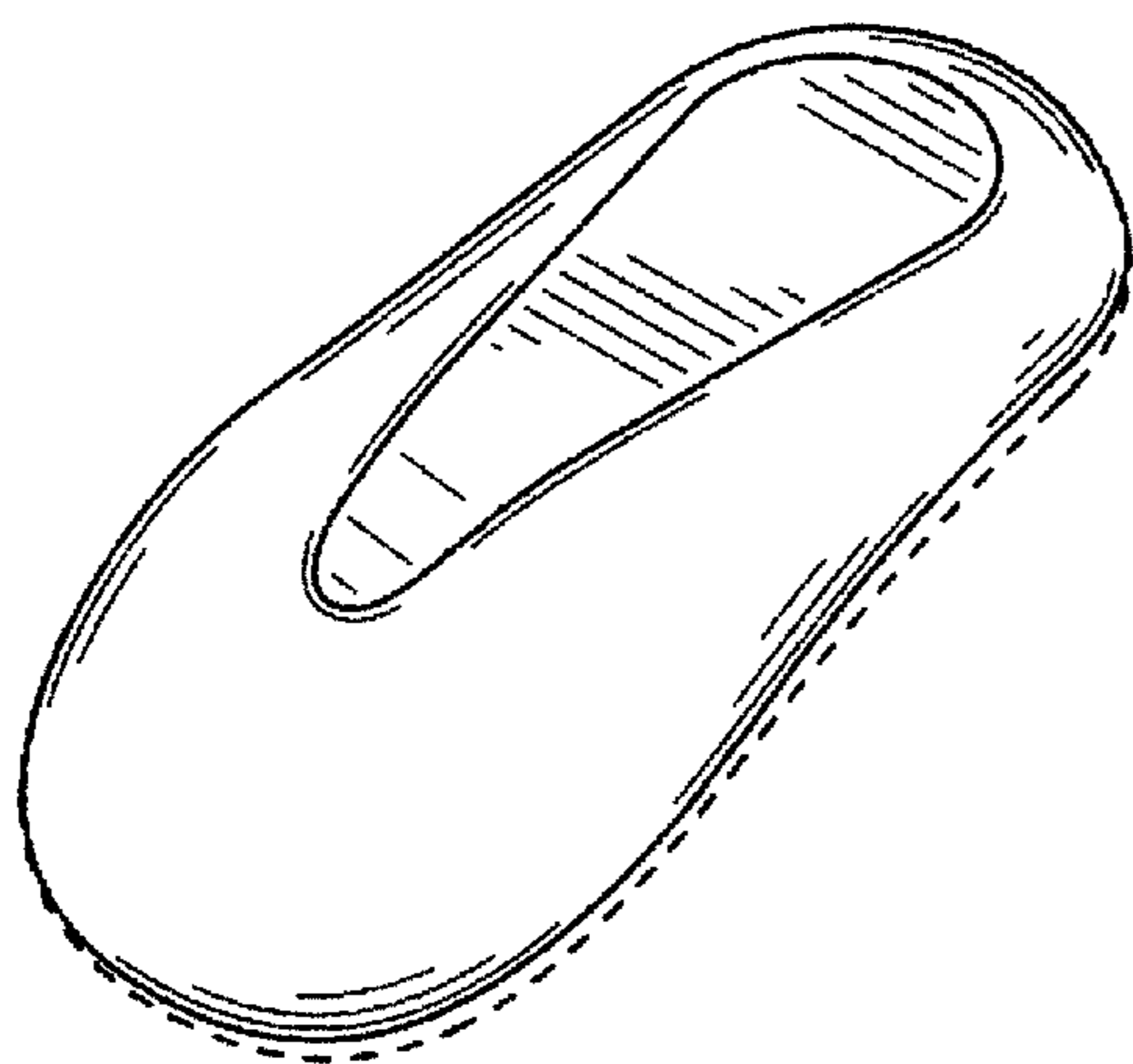
Dashed lines represent unclaimed subject matter throughout the views.

1 Claim, 2 Drawing Sheets

(56) **References Cited**

U.S. PATENT DOCUMENTS

D267,454	S	1/1983	Fine	
D274,499	S	7/1984	Soos	
D309,256	S	7/1990	Boesel	
5,297,704	A	3/1994	Stollmeyer	
5,632,418	A	5/1997	Brown	
D454,308	S	3/2002	Scheida	
D527,258	S	* 8/2006	Crawford D9/448
D571,216	S	6/2008	Christian et al.	
D595,132	S	* 6/2009	Tseng D9/448
D600,553	S	* 9/2009	Dubitsky et al. D9/448
D601,422	S	* 10/2009	Benavidez et al. D9/448
D613,613	S	4/2010	Llewellyn et al.	
D625,944	S	* 10/2010	Yang et al. D6/542



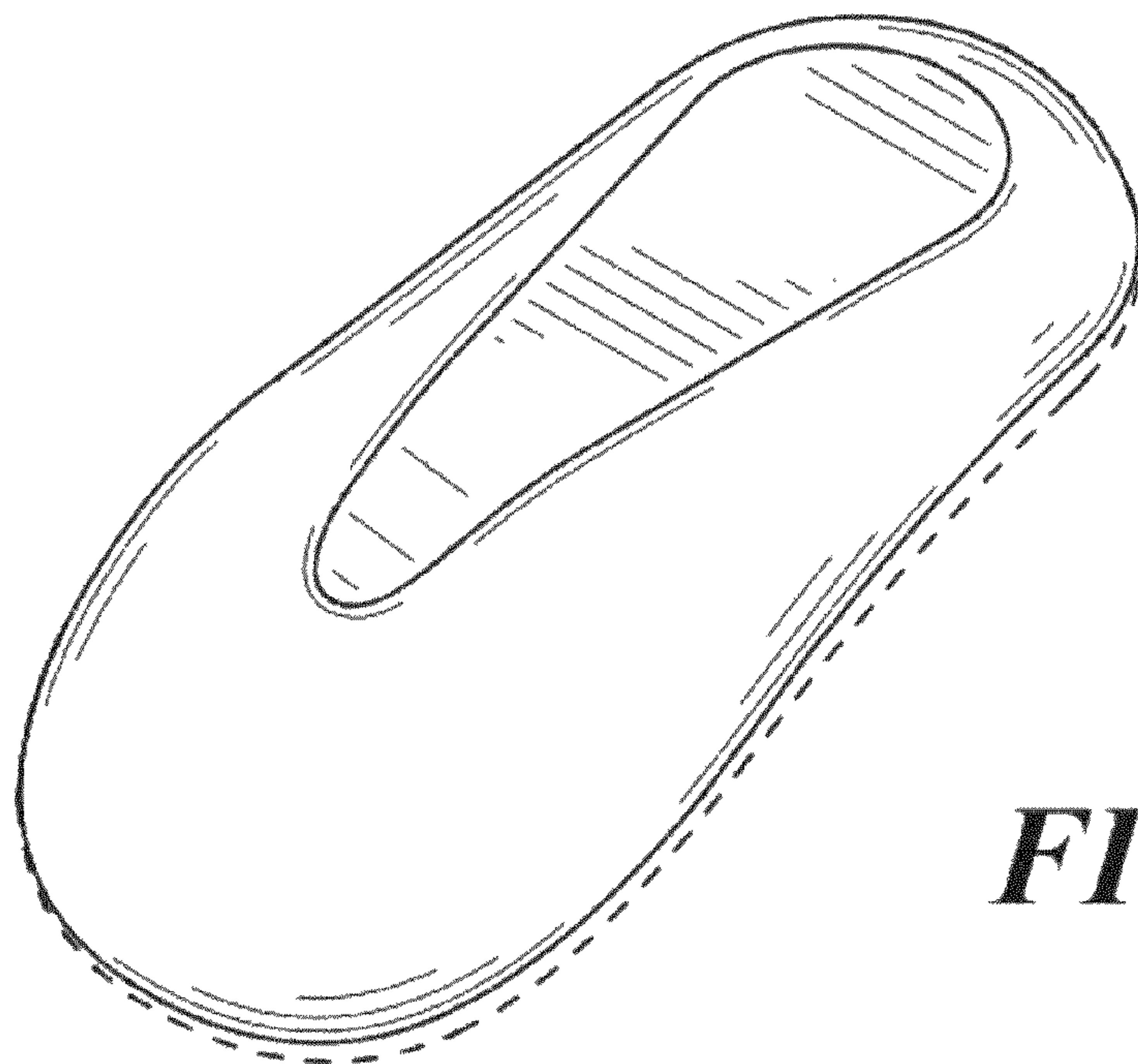


FIG. 1




FIG. 2

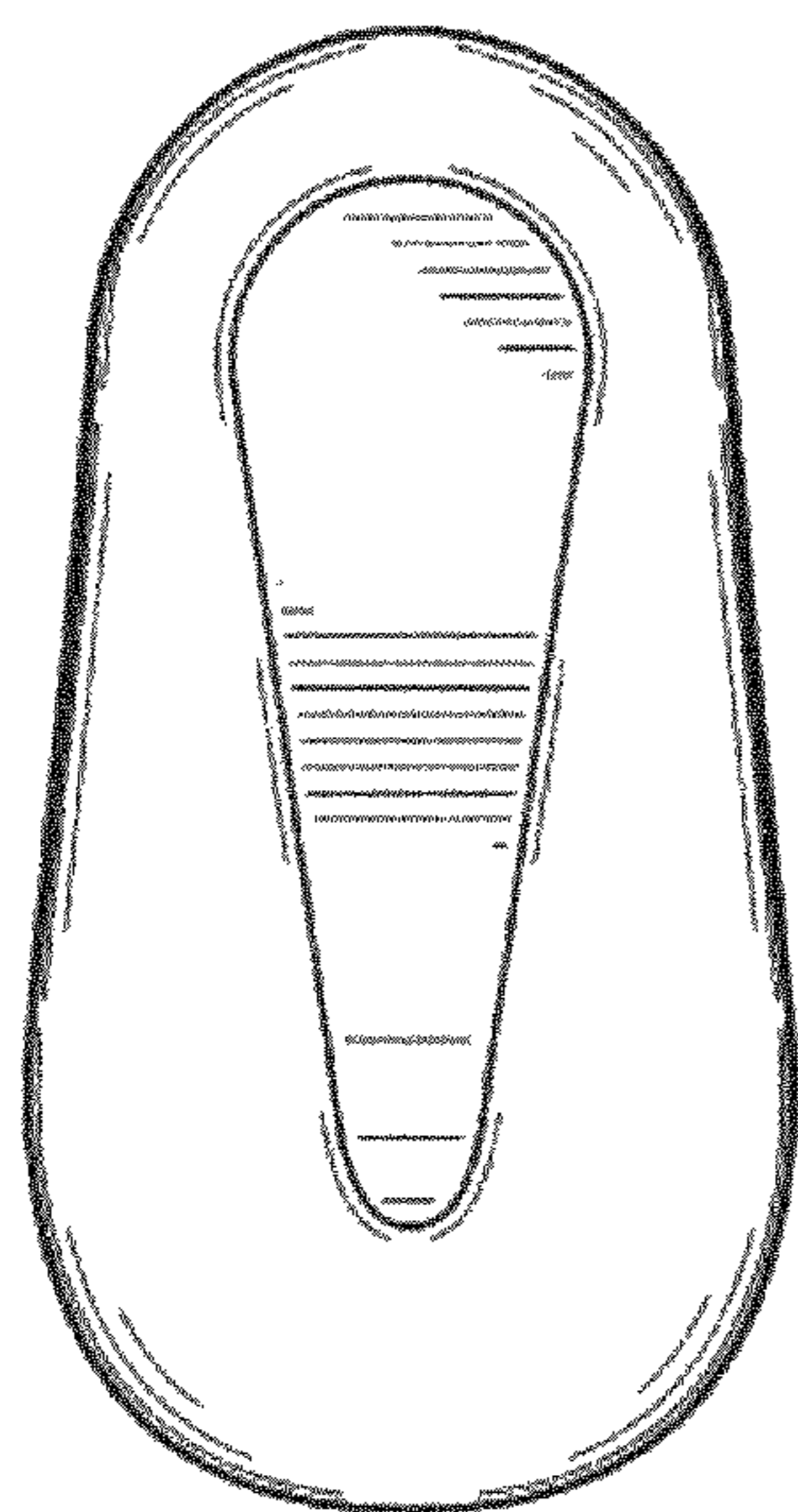


FIG. 3

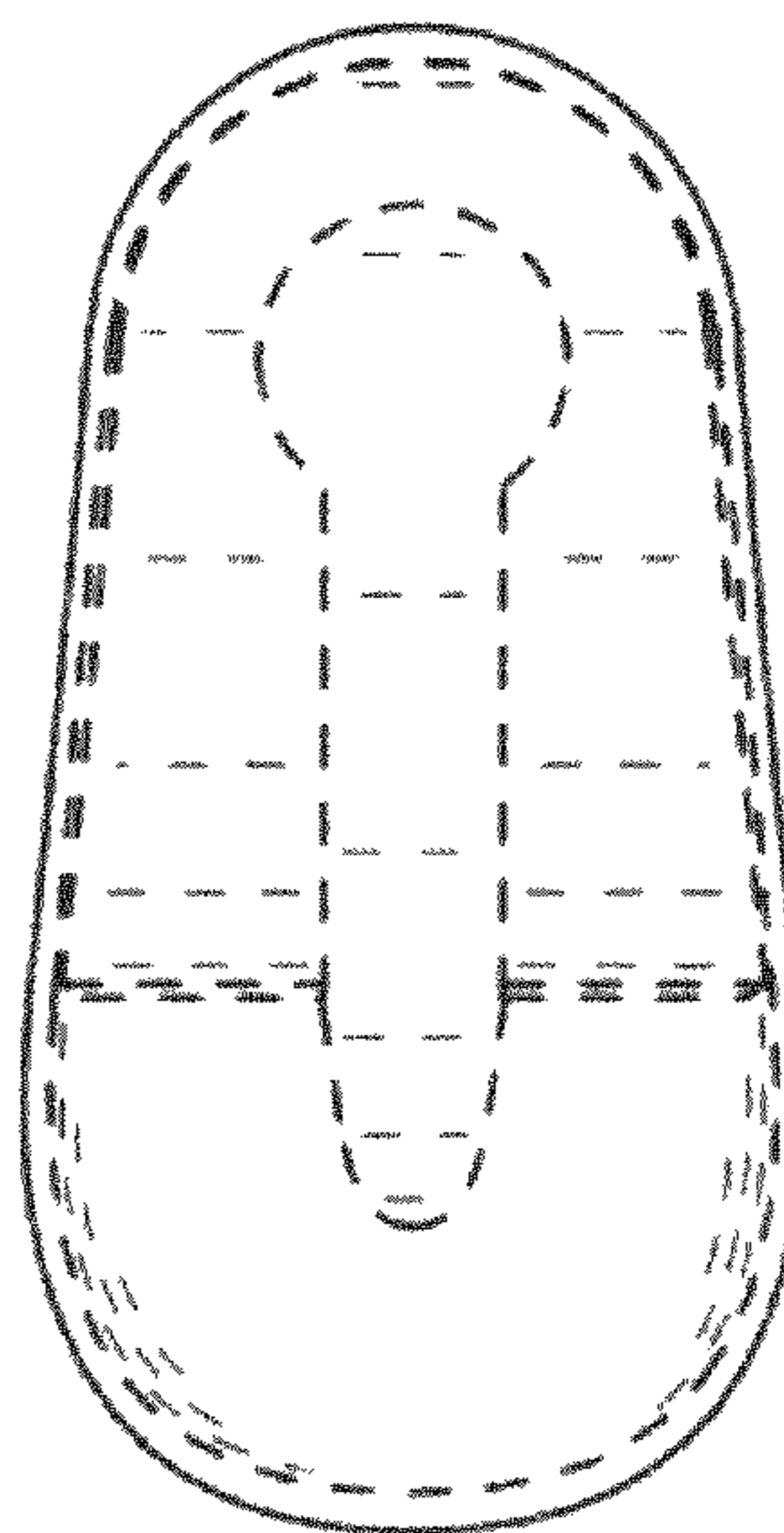


FIG. 4

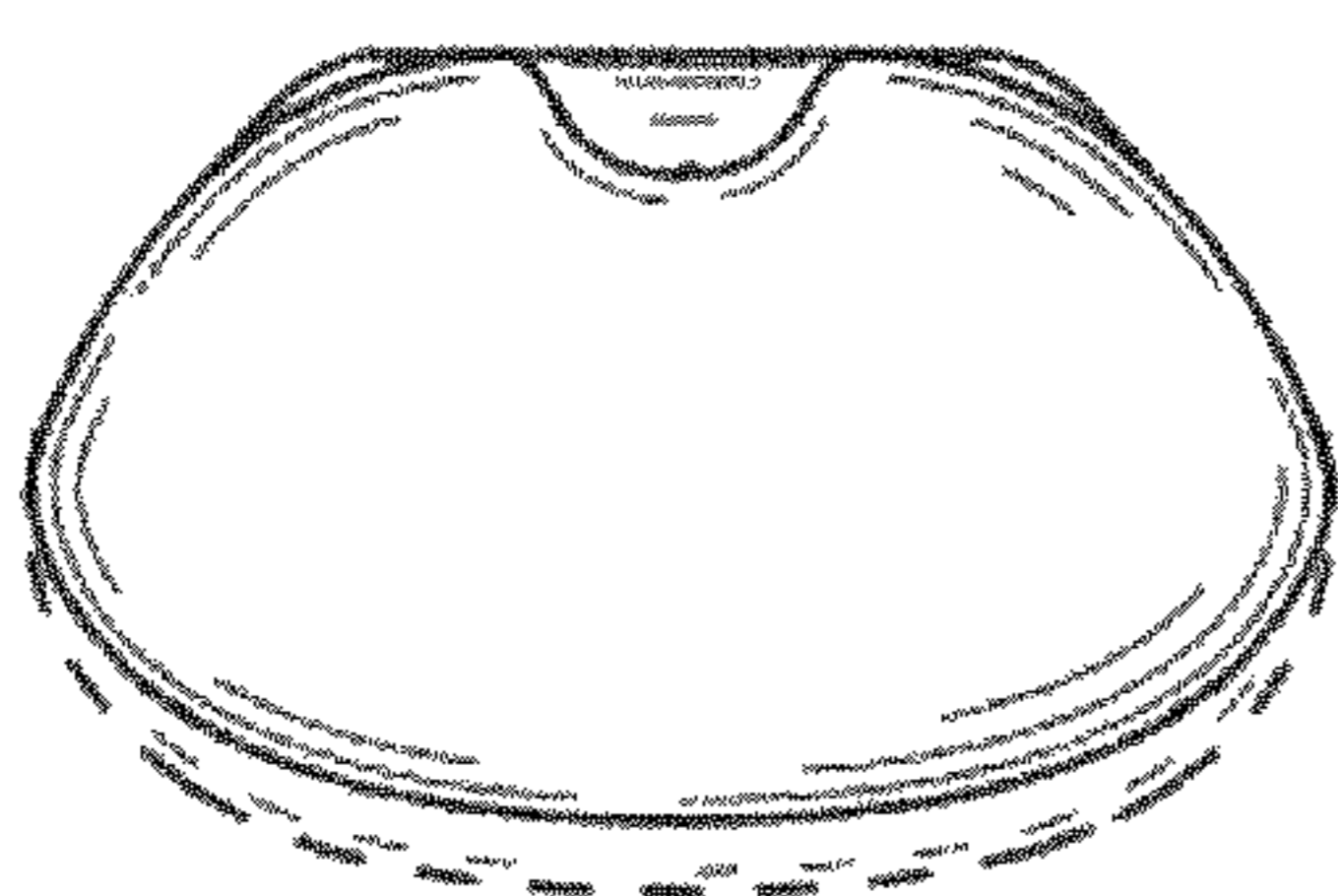


FIG. 5

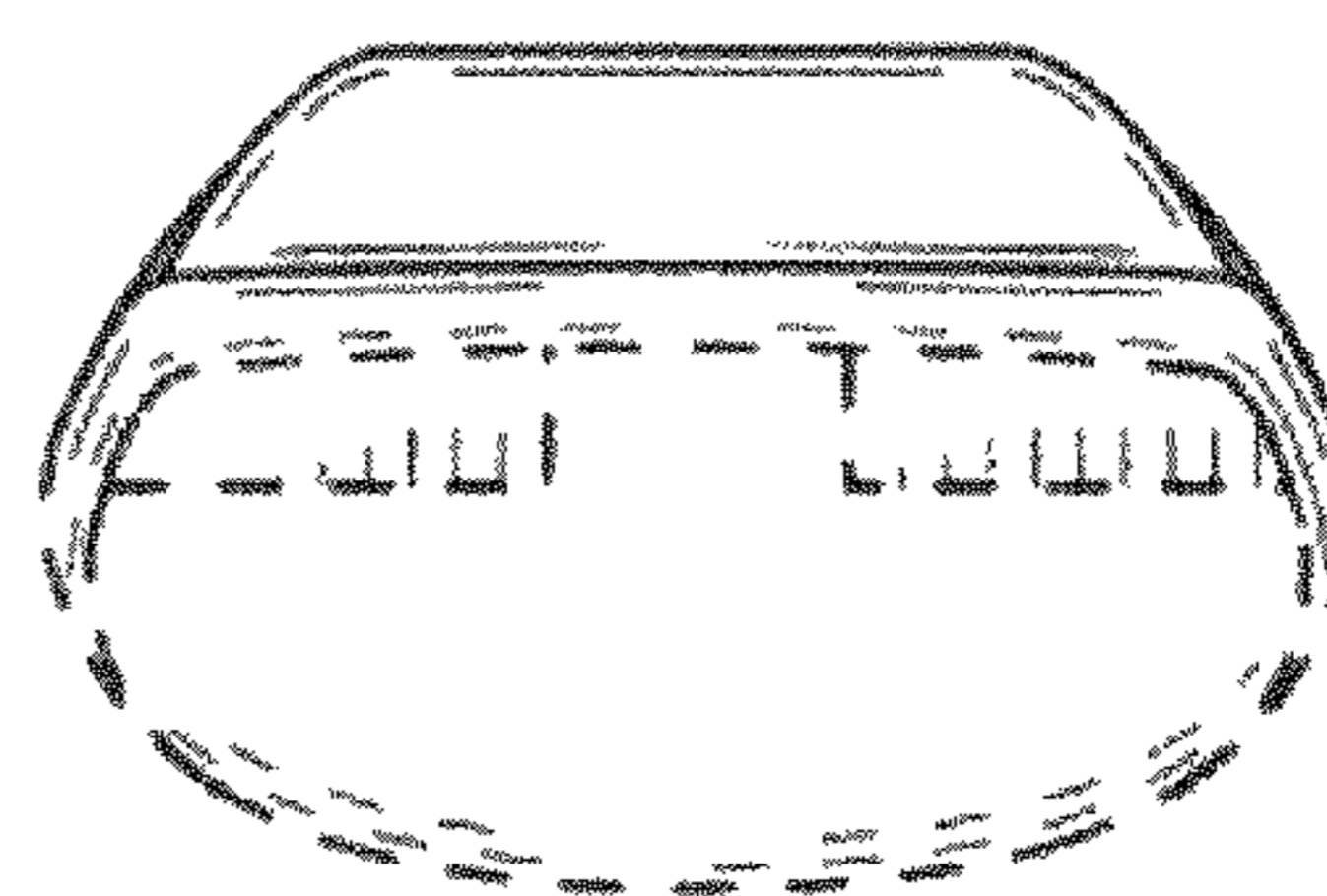


FIG. 6

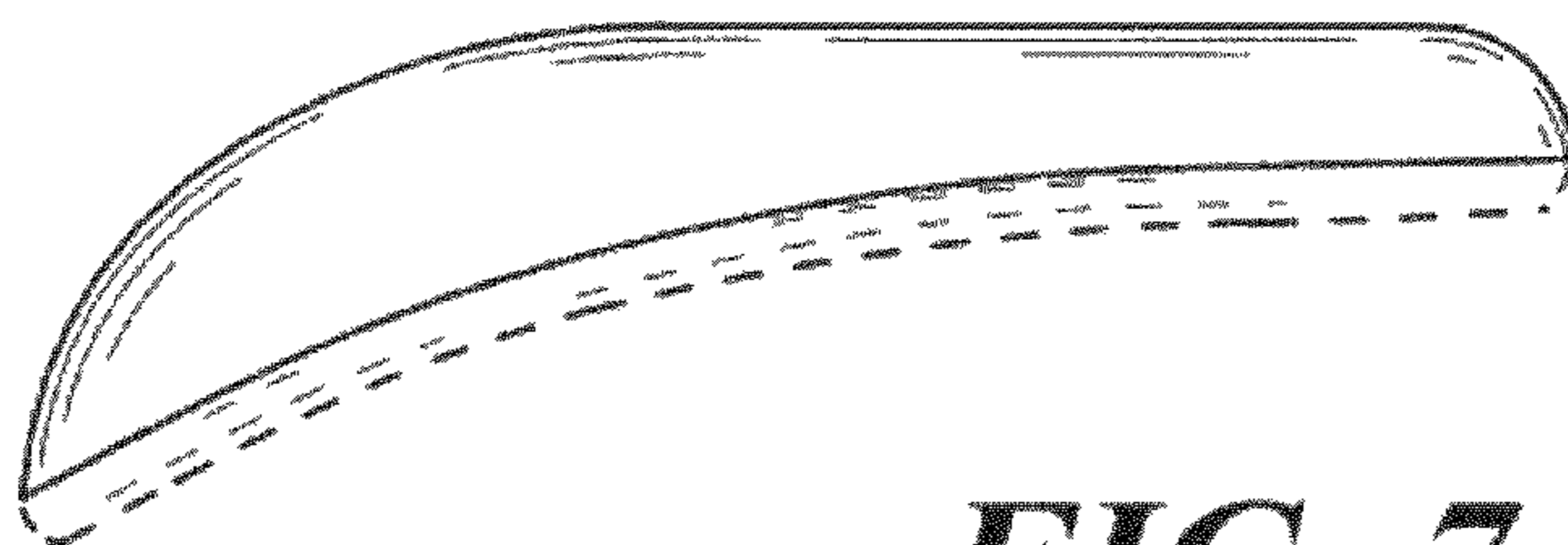


FIG. 7