



US00D657667S

(12) **United States Design Patent**
Wang

(10) **Patent No.:** **US D657,667 S**

(45) **Date of Patent:** **** Apr. 17, 2012**

(54) **BAG SEALING APPARATUS**

(76) Inventor: **Ching Hua Wang**, Rolling Meadows, IL (US)

(**) Term: **14 Years**

(21) Appl. No.: **29/384,568**

(22) Filed: **Feb. 1, 2011**

(51) **LOC (9) Cl.** **09-07**

(52) **U.S. Cl.** **D9/434**

(58) **Field of Classification Search** D9/434,
D9/435, 443, 455, 456, 499; 53/403, 408,
53/432, 434; 215/40, 43, 44, 45, 46; D8/300,
D8/306, 316, 336, 342, 349, 356; 294/137,
294/294; 383/1, 6, 13, 15, 42, 51; D7/622;
D3/202; D25/122, 119, 103

See application file for complete search history.

(56) **References Cited**

U.S. PATENT DOCUMENTS

7,316,101	B1 *	1/2008	Nguyen et al.	53/408
D564,352	S *	3/2008	Rice	D9/434
D637,905	S *	5/2011	Abrams	D9/443
D642,913	S *	8/2011	Osborn et al.	D9/435

* cited by examiner

Primary Examiner — Susan Bennett Hattan

Assistant Examiner — Barbara B Lohr

(74) *Attorney, Agent, or Firm* — Sinorica, LLC

(57) **CLAIM**

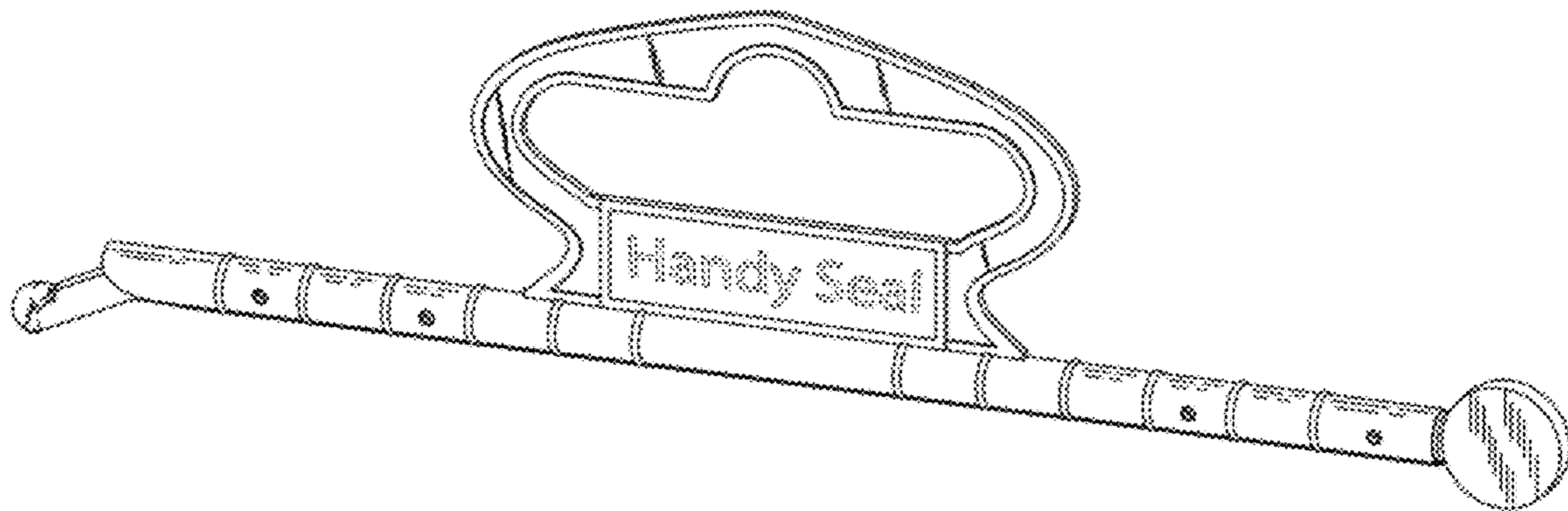
The ornamental design for a bag sealing apparatus, as shown and described.

DESCRIPTION

FIG. 1 is a front perspective view of a bag sealing apparatus;
 FIG. 2 is a front elevational view thereof;
 FIG. 3 is a rear elevational view thereof;
 FIG. 4 is a right side elevational view thereof;
 FIG. 5 is a left side elevational view thereof;
 FIG. 6 is a bottom plan view thereof;
 FIG. 7 is a top plan view thereof;
 FIG. 8 is a perspective view thereof with the rod removed from the rod cover;
 FIG. 9 is a right side elevational view thereof with the rod removed from the rod cover;
 FIG. 10 is a left side elevational view thereof with the rod removed from the rod cover;
 FIG. 11 is a top plan view thereof showing the plane upon which a sectional view is taken and shown in FIG. 12;
 FIG. 12 is a sectional view thereof;
 FIG. 13 is a top plan view thereof with the rod removed from the rod cover showing the plane upon which a sectional view is taken and shown in FIG. 14; and,
 FIG. 14 is a sectional view thereof.

The broken line showing of a bag sealing apparatus is for the purpose of illustrating environmental structure and forms no part of the claimed design.

1 Claim, 8 Drawing Sheets



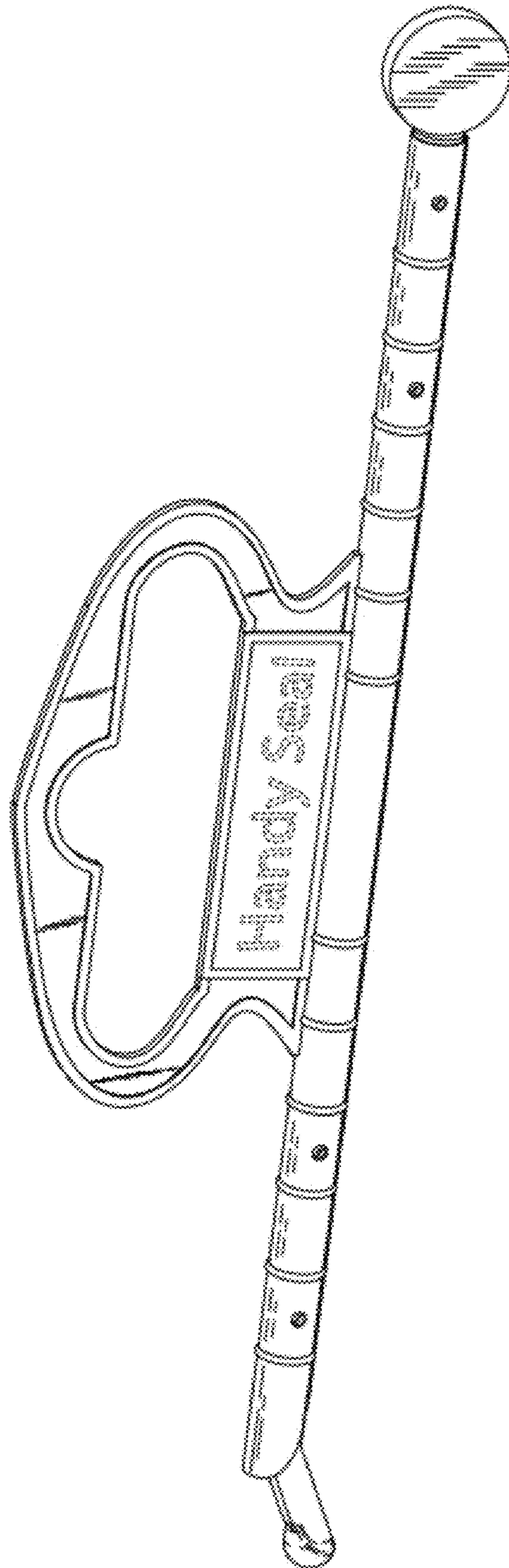


FIG. 1

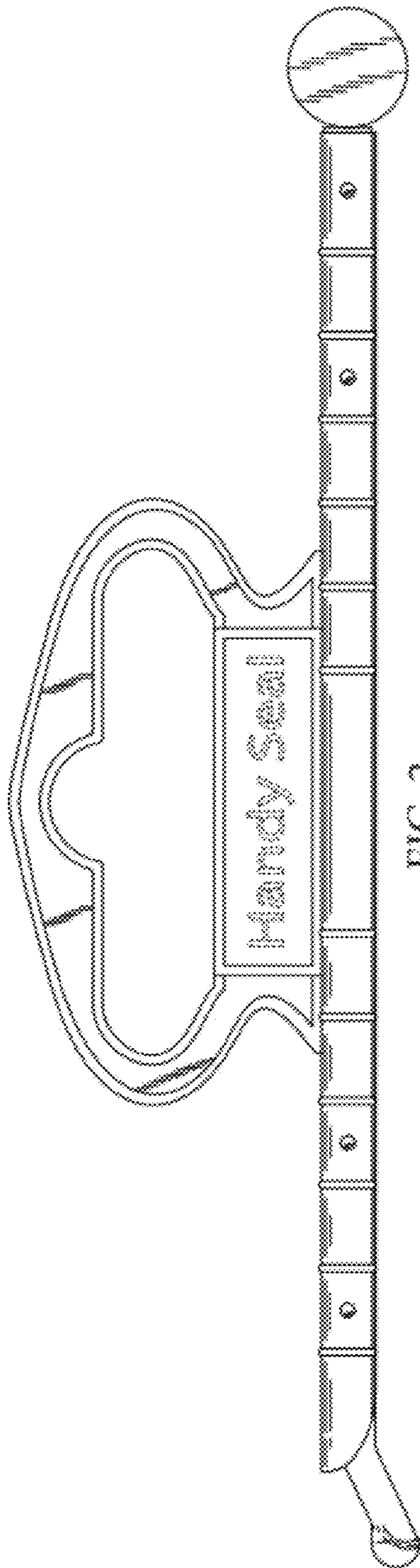


FIG. 2

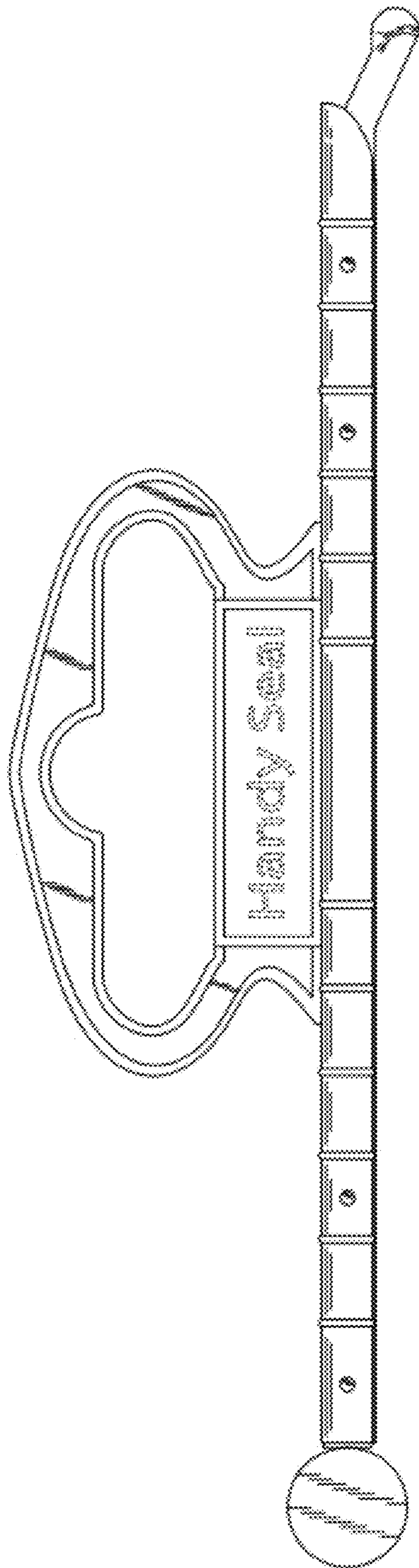


FIG. 3




FIG. 5




FIG. 4




FIG. 6




FIG. 7

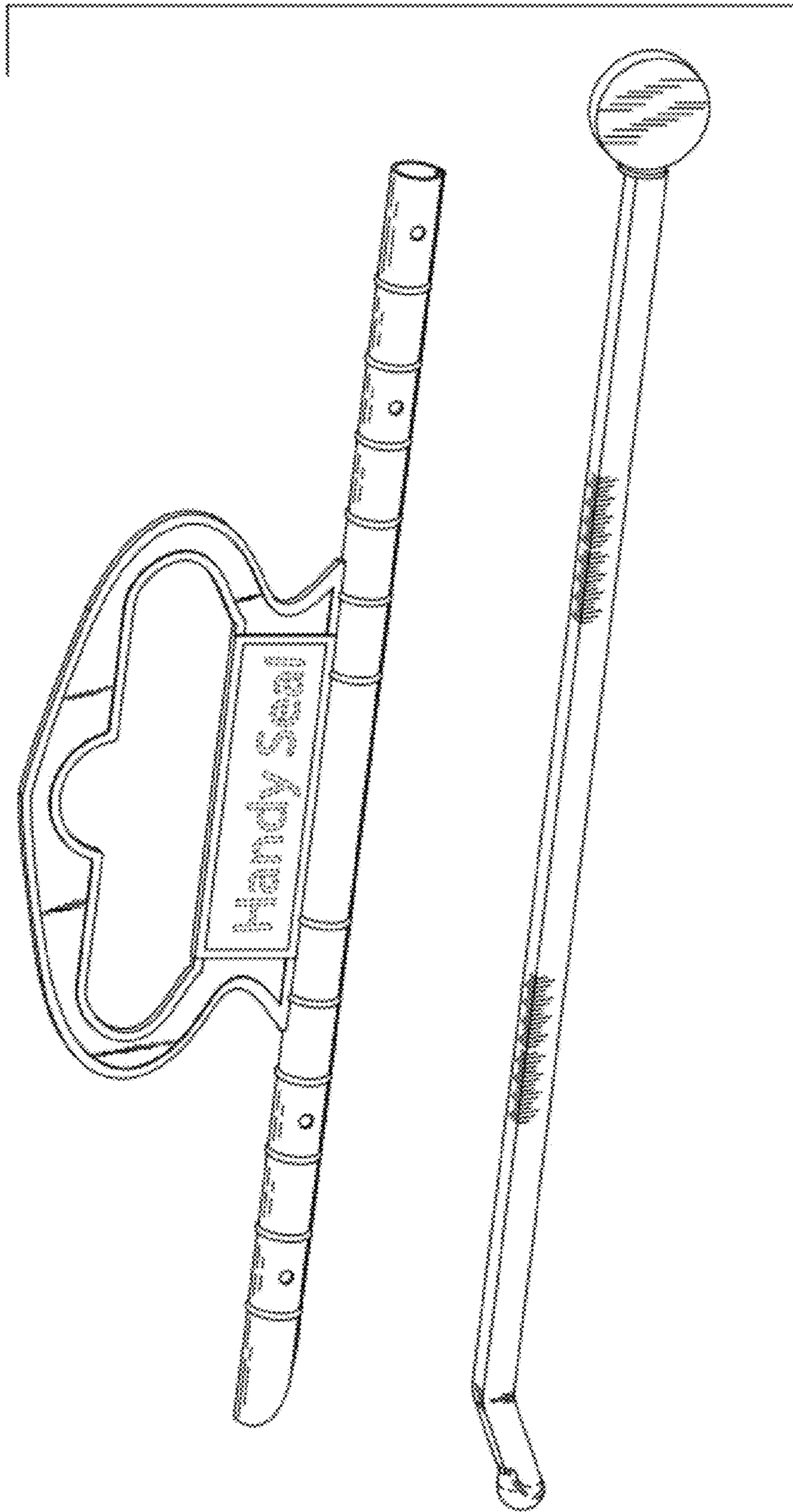


FIG. 8

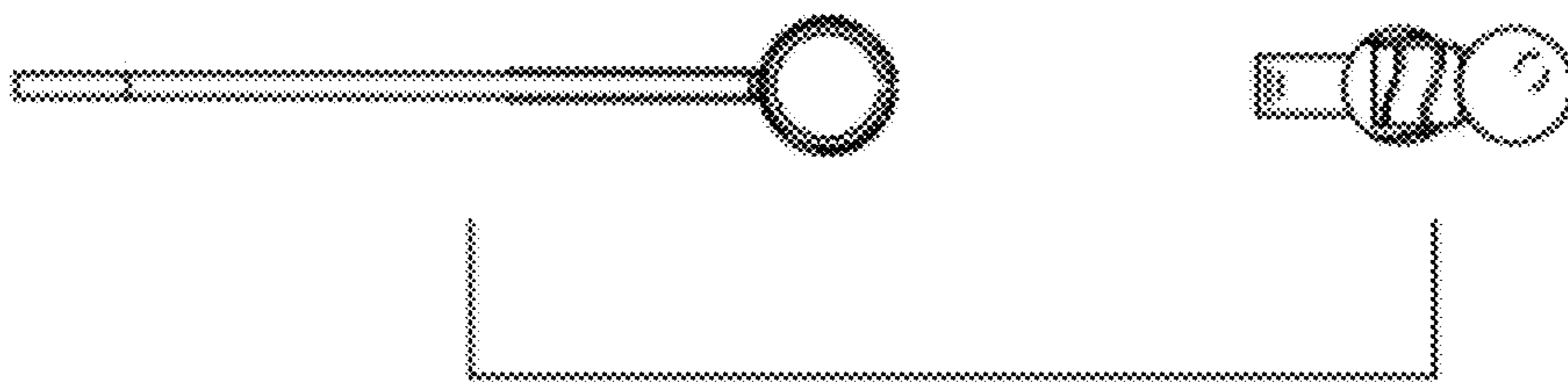


FIG. 10

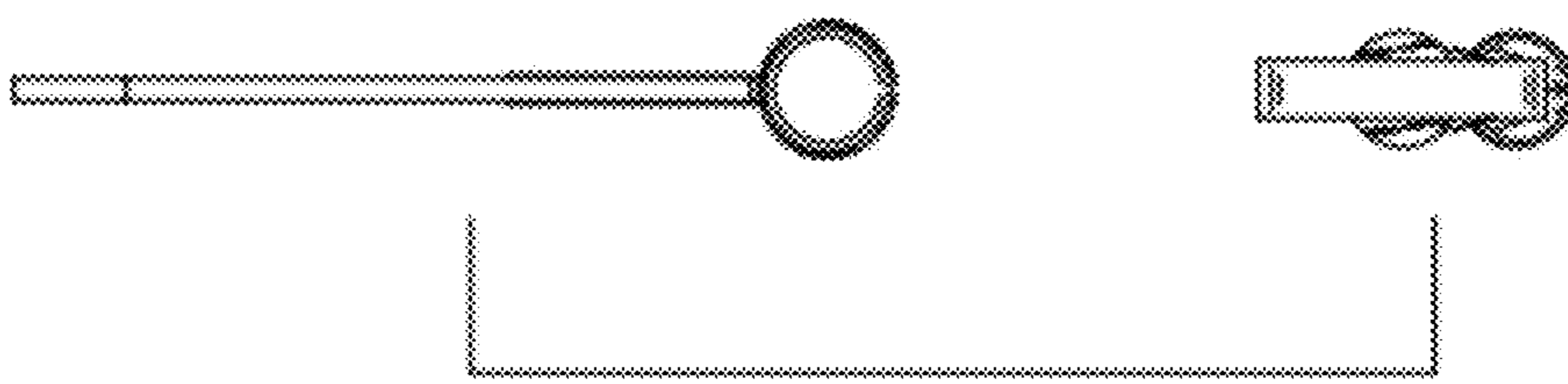


FIG. 9

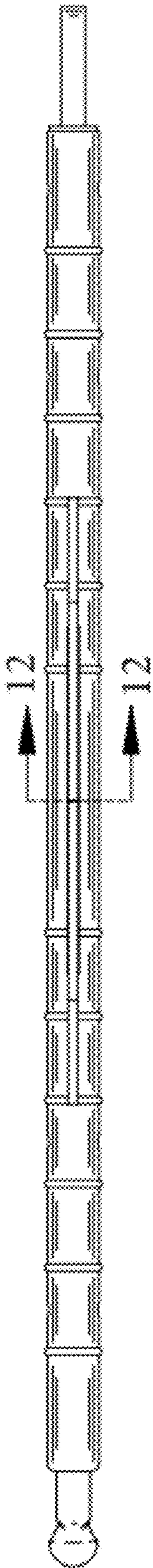


FIG. 11



FIG. 12

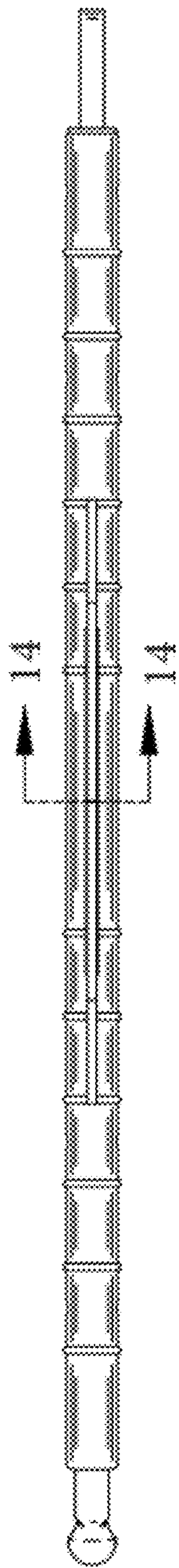


FIG. 13

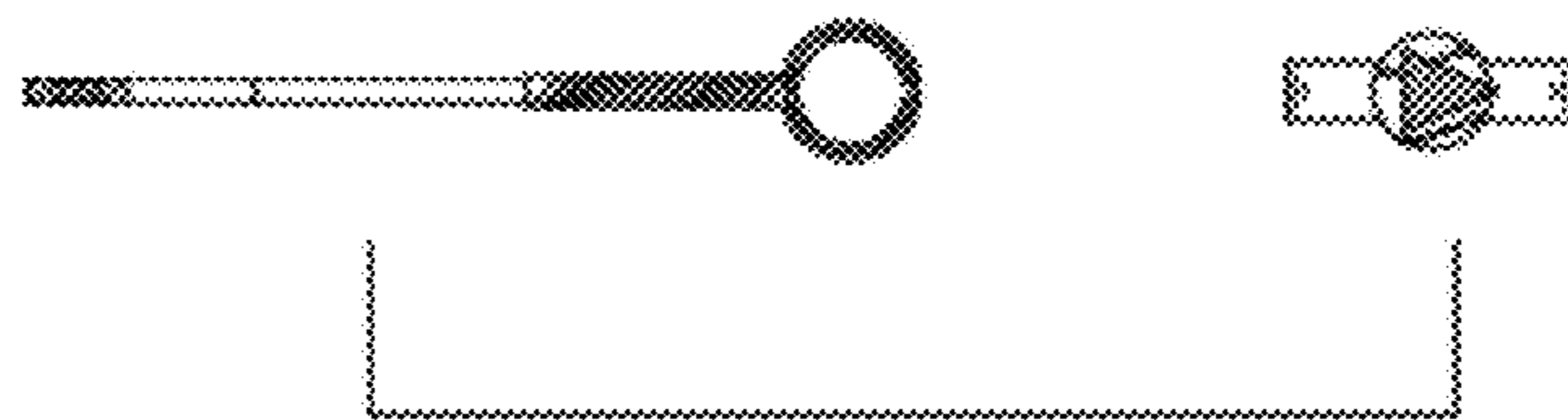


FIG. 14