



US00D657653S

(12) **United States Design Patent**
Pettus

(10) **Patent No.:** **US D657,653 S**

(45) **Date of Patent:** **** Apr. 17, 2012**

(54) **TOILET SEAT LIFTING DEVICE**

(76) Inventor: **James M. Pettus**, Charlotte, NC (US)

(**) Term: **14 Years**

(21) Appl. No.: **29/388,338**

(22) Filed: **Mar. 28, 2011**

(51) **LOC (9) Cl.** **08-06**

(52) **U.S. Cl.** **D8/307**

(58) **Field of Classification Search** D8/307,
D8/308, DIG. 10; D23/303, 309, 311, 313;
4/246.1; 16/443, 903, 905; D2/641, 642;
223/113, 114

See application file for complete search history.

(56) **References Cited**

U.S. PATENT DOCUMENTS

1,999,555	A	4/1935	Adams	
3,148,883	A *	9/1964	Ruderian	273/330
3,935,601	A	2/1976	Hermann	
4,512,046	A *	4/1985	Riggle	4/661
4,519,105	A *	5/1985	Blanck	4/246.1
4,562,601	A *	1/1986	Aflitto	4/249
D295,604	S *	5/1988	Purdy	D8/307
4,875,251	A *	10/1989	Hazard	16/436
D308,244	S *	5/1990	Leonakis	D8/307

D326,599	S *	6/1992	Callahan	D8/307
D363,976	S *	11/1995	Vinal	D8/307
5,553,332	A *	9/1996	Hazard	4/246.1
D432,636	S *	10/2000	Huot	D23/311
D440,642	S *	4/2001	English et al.	D8/307
6,212,694	B1 *	4/2001	Porzio	4/246.1
D507,168	S *	7/2005	Richard, Jr.	D8/307
D535,175	S *	1/2007	Pido et al.	D8/307

* cited by examiner

Primary Examiner — Paula Greene

(74) *Attorney, Agent, or Firm* — K&L Gates LLP

(57) **CLAIM**

The ornamental design for a toilet seat lifting device, as shown.

DESCRIPTION

FIG. 1 is a top perspective view of a toilet seat lifting device, showing my new design;

FIG. 2 is a bottom perspective view thereof;

FIG. 3 is a top plan view thereof;

FIG. 4 is a bottom plan view thereof;

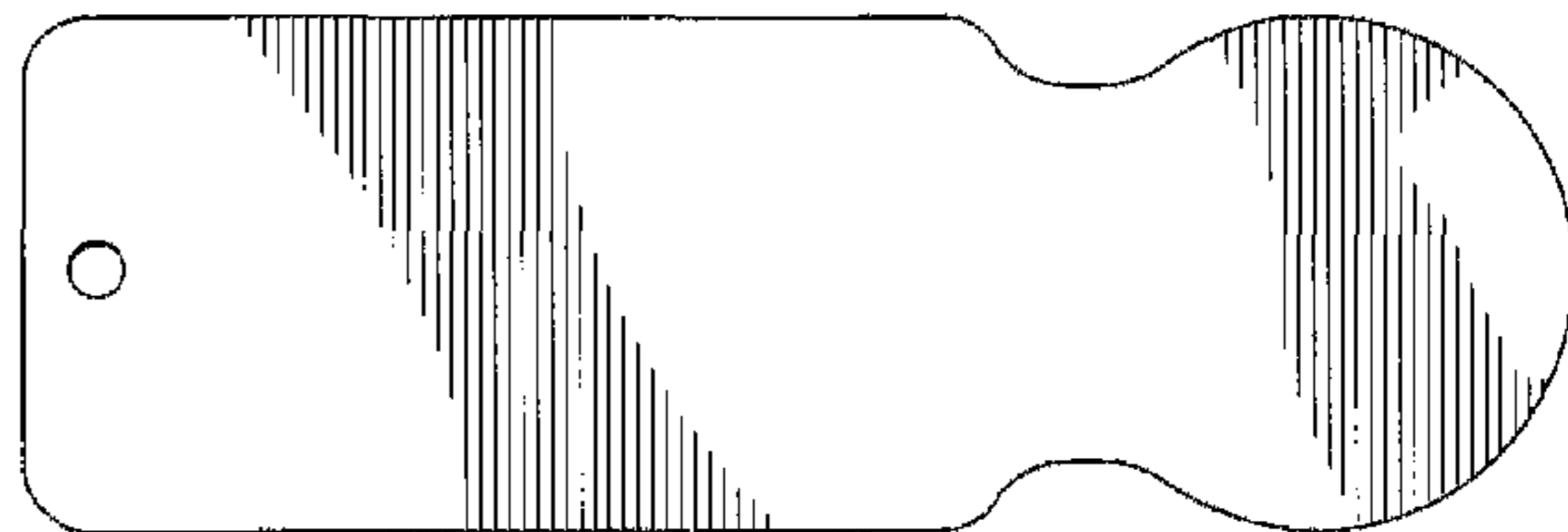
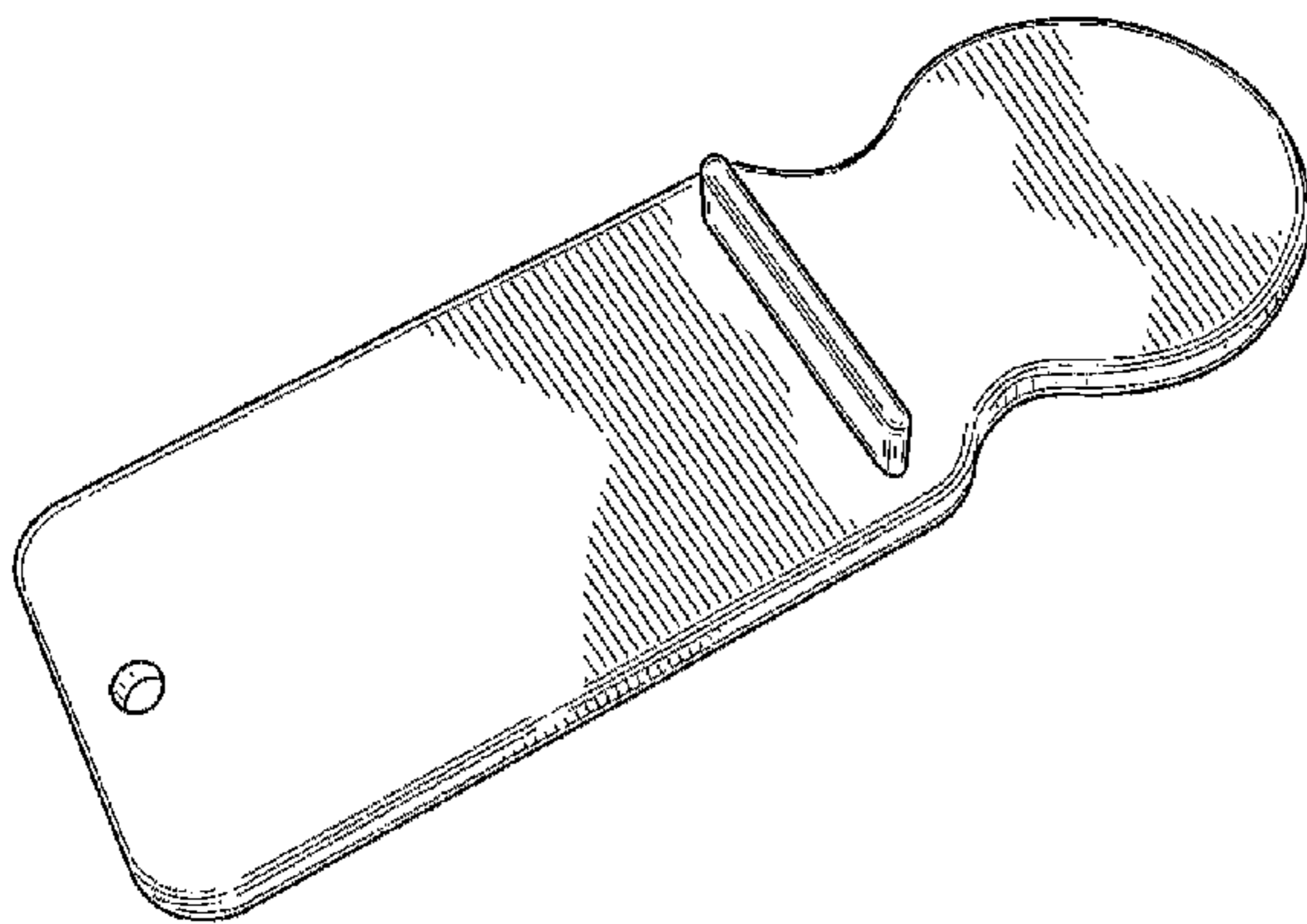
FIG. 5 is a right side elevational view thereof;

FIG. 6 is a left side elevational view thereof;

FIG. 7 is a rear end elevational view thereof; and,

FIG. 8 is a front end elevational view thereof.

1 Claim, 5 Drawing Sheets



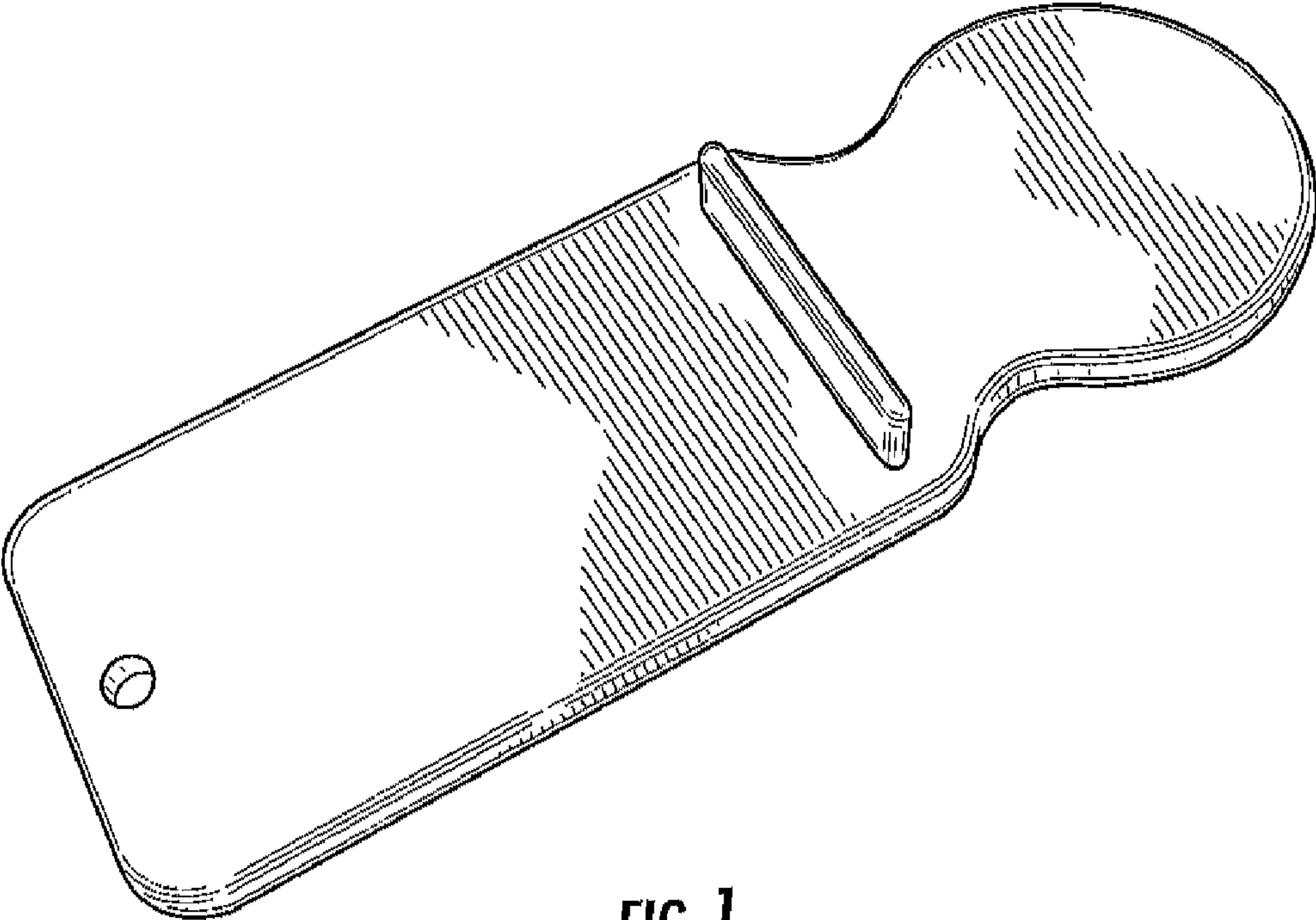


FIG. 1

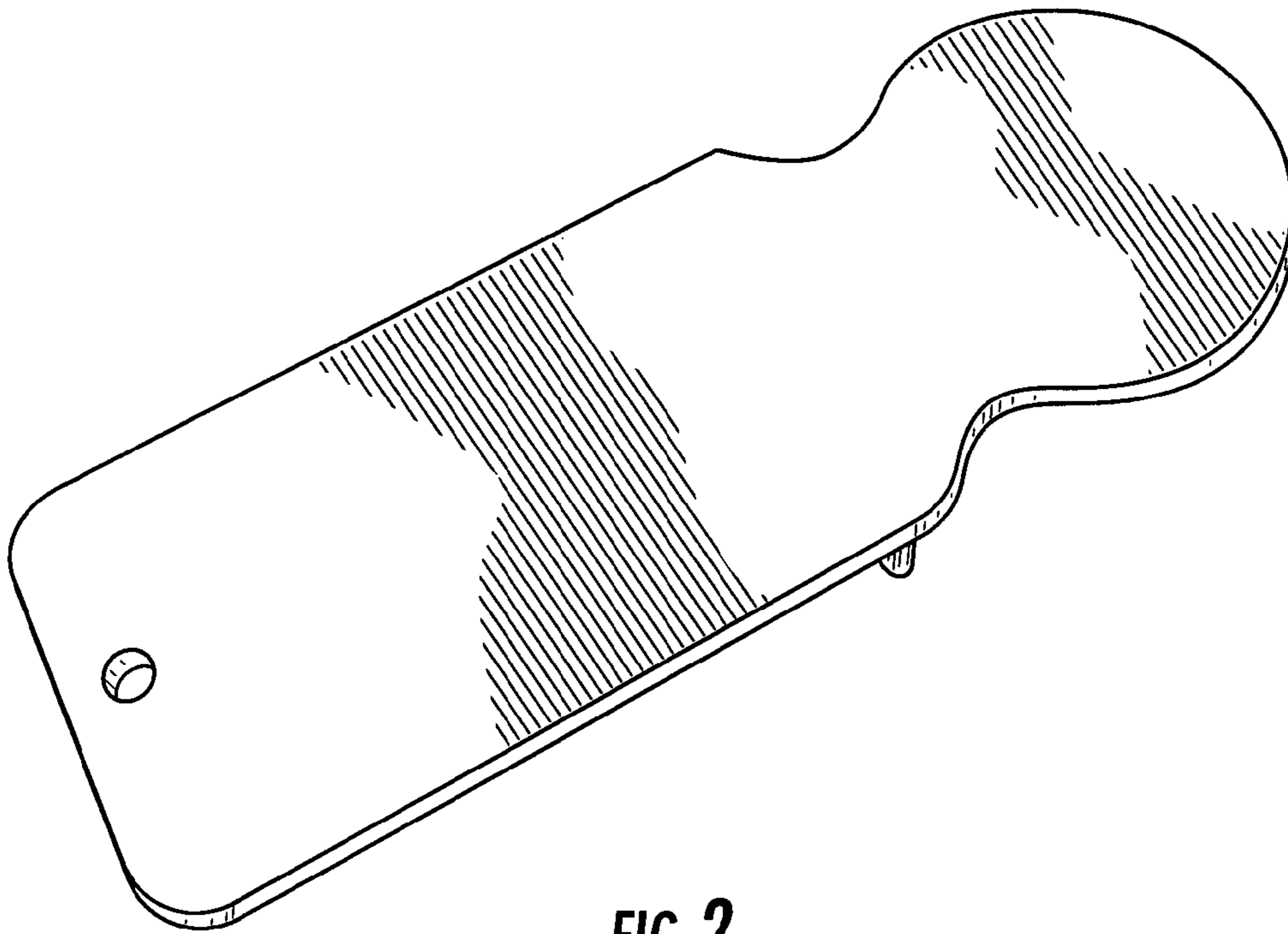


FIG. 2

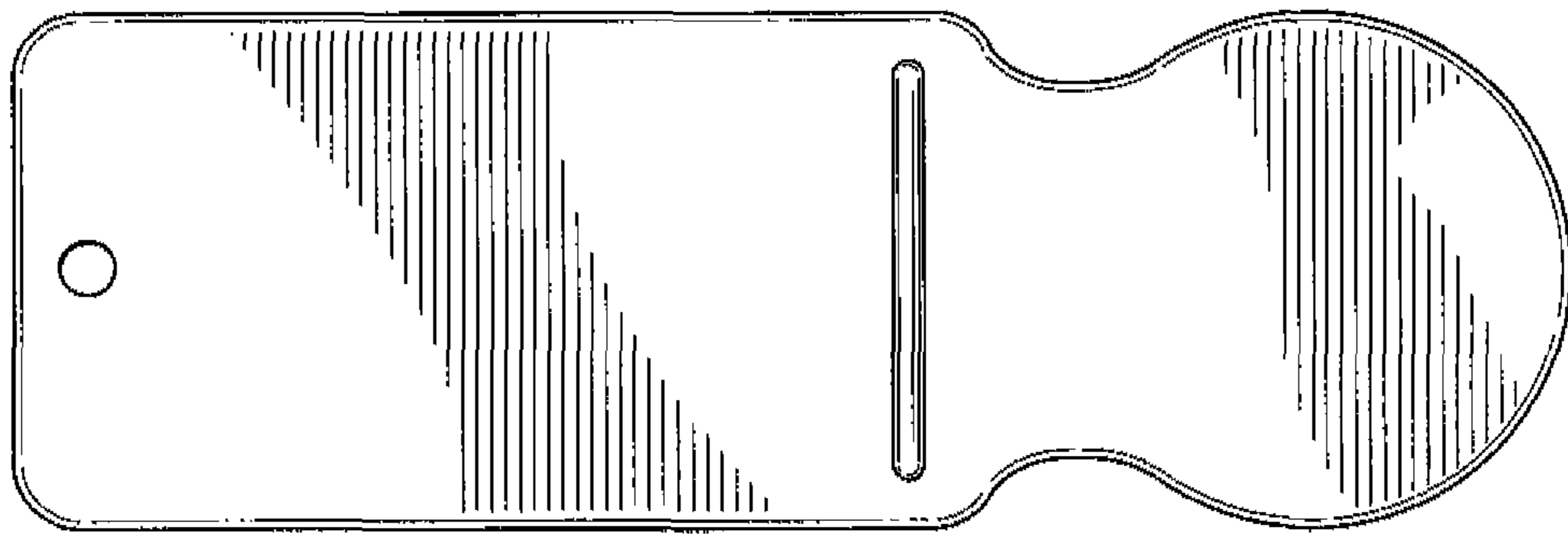


FIG. 3

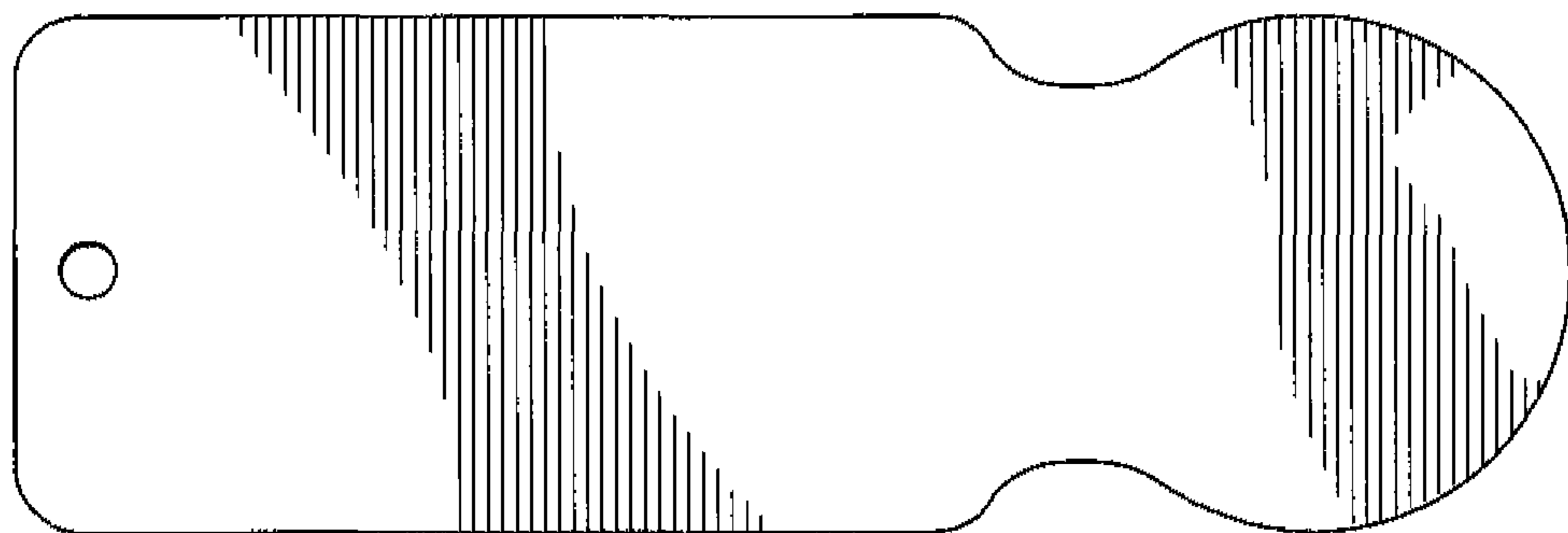


FIG. 4



FIG. 5



FIG. 6



FIG. 7



FIG. 8