



US00D657643S

(12) **United States Design Patent**
Mah et al.

(10) **Patent No.:** **US D657,643 S**

(45) **Date of Patent:** **** Apr. 17, 2012**

(54) **CAP OPENER**

(75) Inventors: **Pat Y. Mah**, Kowloon (HK); **Alexander Joshef Kalogroulis**, Surrey (GB); **Kwong Keung Tung**, Kowloon (HK); **Michael Ng**, Adelaide (AU)

(73) Assignee: **Daka Research Inc. (Br.Virg.Isl Corp.)**, Tortolla (VG)

(**) Term: **14 Years**

(21) Appl. No.: **29/399,319**

(22) Filed: **Aug. 11, 2011**

(51) **LOC (9) Cl.** **07-99**

(52) **U.S. Cl.** **D8/40**

(58) **Field of Classification Search** D8/14,
D8/16-19, 33-43, 88, 89, 105; 7/113, 151-156;
30/400-410, 416-430, 433, 434, 443, 450;
81/3.07, 3.09, 3.2, 3.27, 3.29, 3.31, 3.35,
81/3.37, 3.4, 3.45, 3.48, 3.49, 3.55
See application file for complete search history.

(56) **References Cited**

U.S. PATENT DOCUMENTS

D421,205 S *	2/2000	Naft et al.	D8/36
D442,044 S *	5/2001	Juhlin et al.	D8/39
D489,952 S *	5/2004	Smeja et al.	D8/14
D501,772 S *	2/2005	Overthun et al.	D8/40
D521,827 S *	5/2006	So	D8/41

D551,927 S *	10/2007	Vagnby	D8/41
D555,998 S *	11/2007	Mah et al.	D8/41
D562,658 S *	2/2008	So	D8/41
D583,207 S *	12/2008	Eide et al.	D8/41
D624,377 S *	9/2010	Mah et al.	D8/40
D649,849 S *	12/2011	Bates et al.	D8/40

* cited by examiner

Primary Examiner — Garth Rademaker

(74) *Attorney, Agent, or Firm* — Curtis L Harrington; Harrington & Harrington

(57) **CLAIM**

The ornamental design for a cap opener, as shown and described.

DESCRIPTION

FIG. 1 is a top, front, and right side perspective view of a cap opener showing our new design; FIG. 2 is a right side elevational view thereof, the left side being a mirror image of that shown; FIG. 3 is a front elevational view thereof; FIG. 4 is a rear elevational view thereof; FIG. 5 is a top plan view thereof; and, FIG. 6 is a bottom plan view thereof. The broken lines showing a cap opening mechanism form no part of the claimed design.

1 Claim, 3 Drawing Sheets

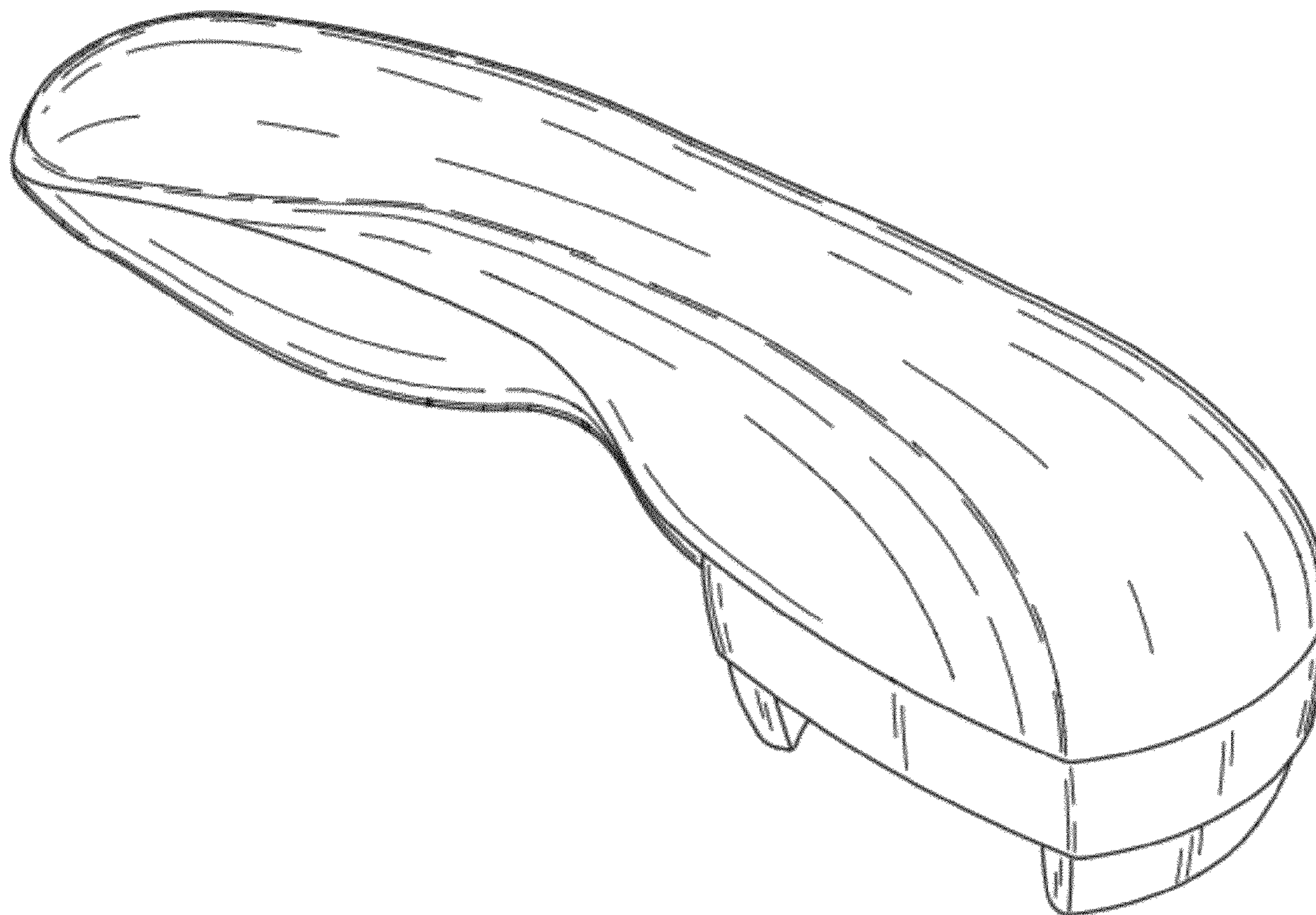


Fig. 1

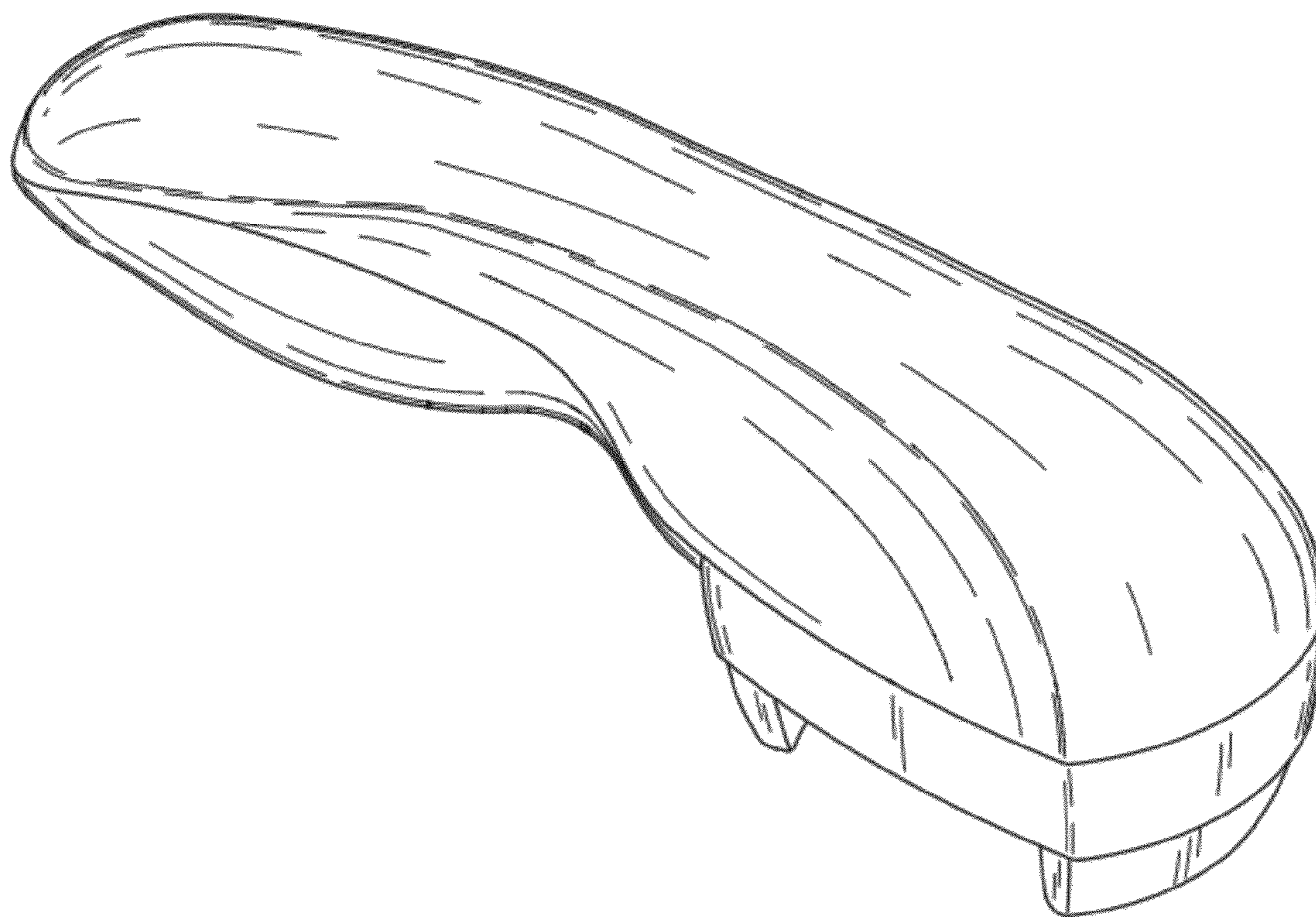


Fig. 2



Fig. 3

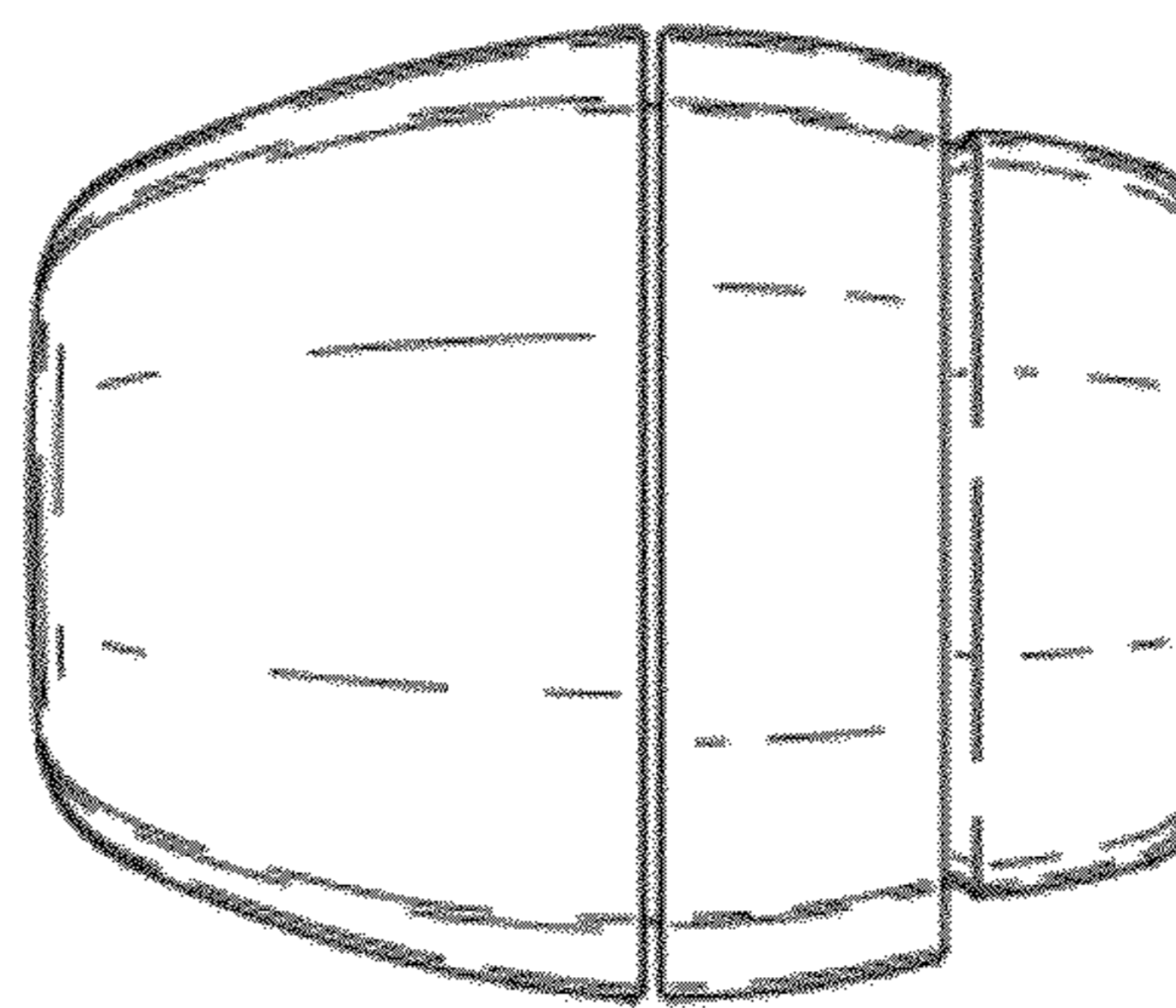


Fig. 4

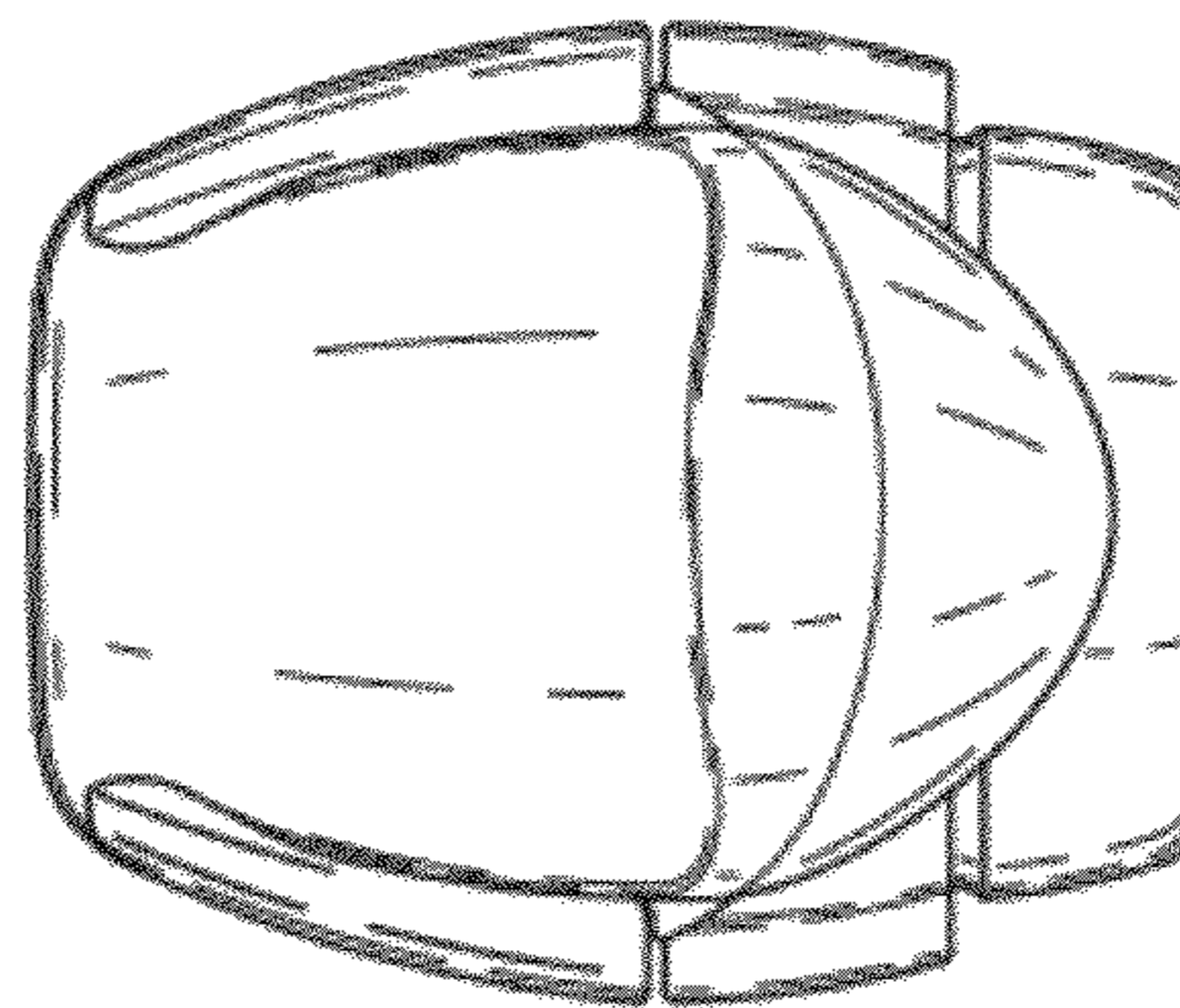


Fig. 5

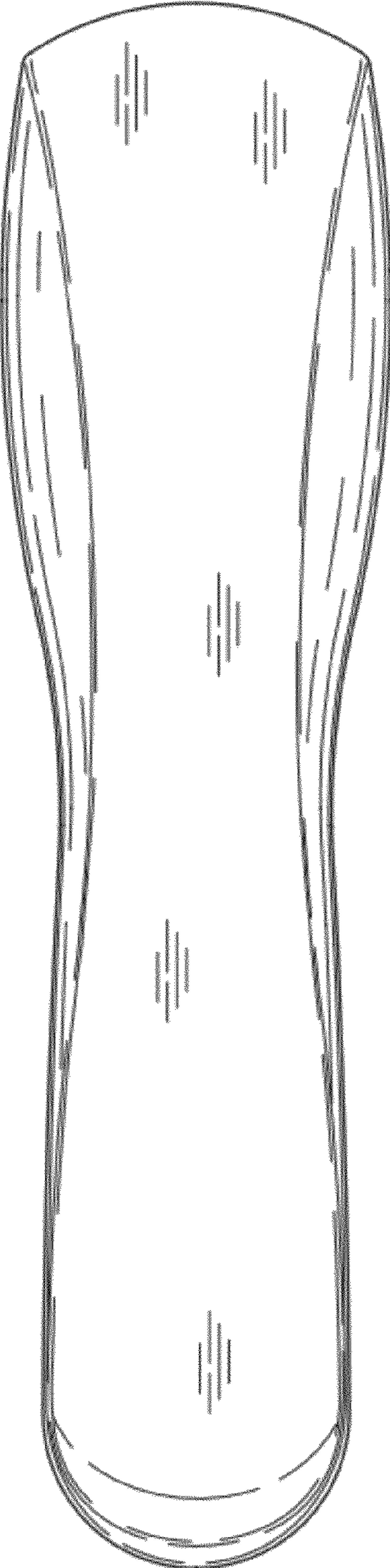


Fig. 6

