



US00D657629S

(12) **United States Design Patent**  
**Olson et al.**

(10) **Patent No.:** **US D657,629 S**  
(45) **Date of Patent:** **\*\* Apr. 17, 2012**

(54) **WATER BOTTLE**

(75) Inventors: **Judd D. Olson**, Deephaven, MN (US);  
**Sean C. McGreevy**, St. Paul, MN (US);  
**Kent E. Lageson**, Burnsville, MN (US);  
**Gretchen A. Hauble**, Dellwood, MN  
(US); **Kevin J. Gilboe**, Woodbury, MN  
(US); **Martin E. Broen**, Milan (IT)

(73) Assignee: **3M Innovative Properties Company**,  
St. Paul, MN (US)

(\*\*) Term: **14 Years**

(21) Appl. No.: **29/384,229**

(22) Filed: **Jan. 28, 2011**

(51) **LOC (9) Cl.** ..... **07-01**

(52) **U.S. Cl.** ..... **D7/510; D7/511; D7/523**

(58) **Field of Classification Search** ..... **D7/510,**  
**D7/511, 509, 523, 300.1, 608, 598; D9/503,**  
**D9/543; 220/592.16, 592.17, 703**

See application file for complete search history.

(56) **References Cited**

U.S. PATENT DOCUMENTS

3,476,297 A \* 11/1969 Swett et al. .... 222/480  
D269,059 S \* 5/1983 Steyn ..... D7/608  
D421,547 S \* 3/2000 Demers ..... D7/510

D543,454 S \* 5/2007 Leoncavallo et al. .... D9/449  
D575,580 S \* 8/2008 Germany ..... D7/392.1  
D614,440 S \* 4/2010 Cresswell et al. .... D7/392.1  
D618,508 S \* 6/2010 George et al. .... D7/510  
D621,219 S \* 8/2010 McGreevy et al. .... D7/510  
D625,560 S \* 10/2010 Olson et al. .... D7/510  
D627,602 S \* 11/2010 Eyal ..... D7/510  
D632,522 S \* 2/2011 Wahl et al. .... D7/392.1  
D638,658 S \* 5/2011 Staton ..... D7/392  
2004/0217139 A1 \* 11/2004 Roth et al. .... 224/148.7

\* cited by examiner

*Primary Examiner* — Marianne Pandozzi

(74) *Attorney, Agent, or Firm* — David B. Patchett

(57) **CLAIM**

The ornamental design for a water bottle, as shown and described.

**DESCRIPTION**

FIG. 1 is a perspective view of a water bottle showing the new design;

FIG. 2 is a front view thereof, the back view being a mirror image of the front view shown;


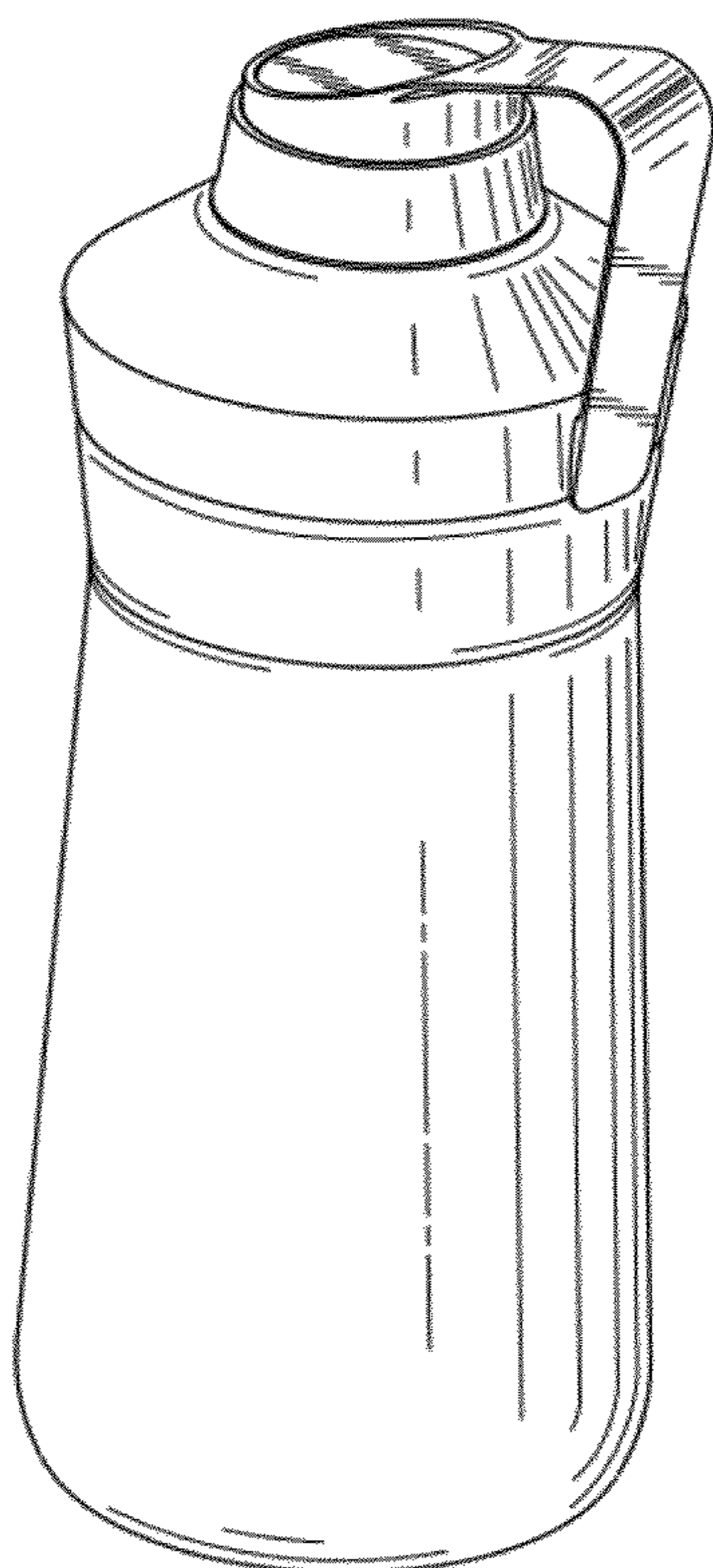
FIG. 3 is a left side view thereof;

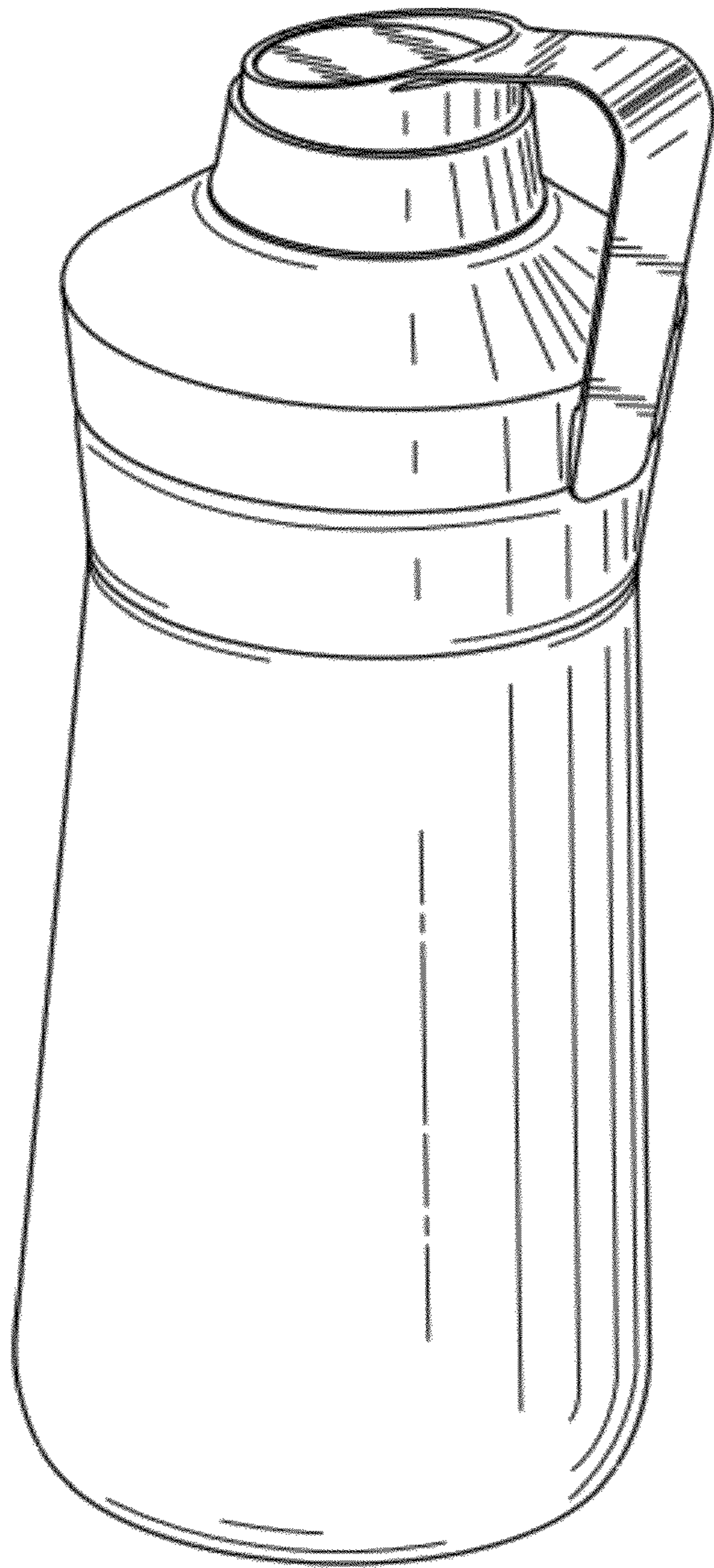
FIG. 4 is a right side view thereof;

FIG. 5 is a top view thereof; and,


FIG. 6 is a bottom view thereof.

**1 Claim, 2 Drawing Sheets**



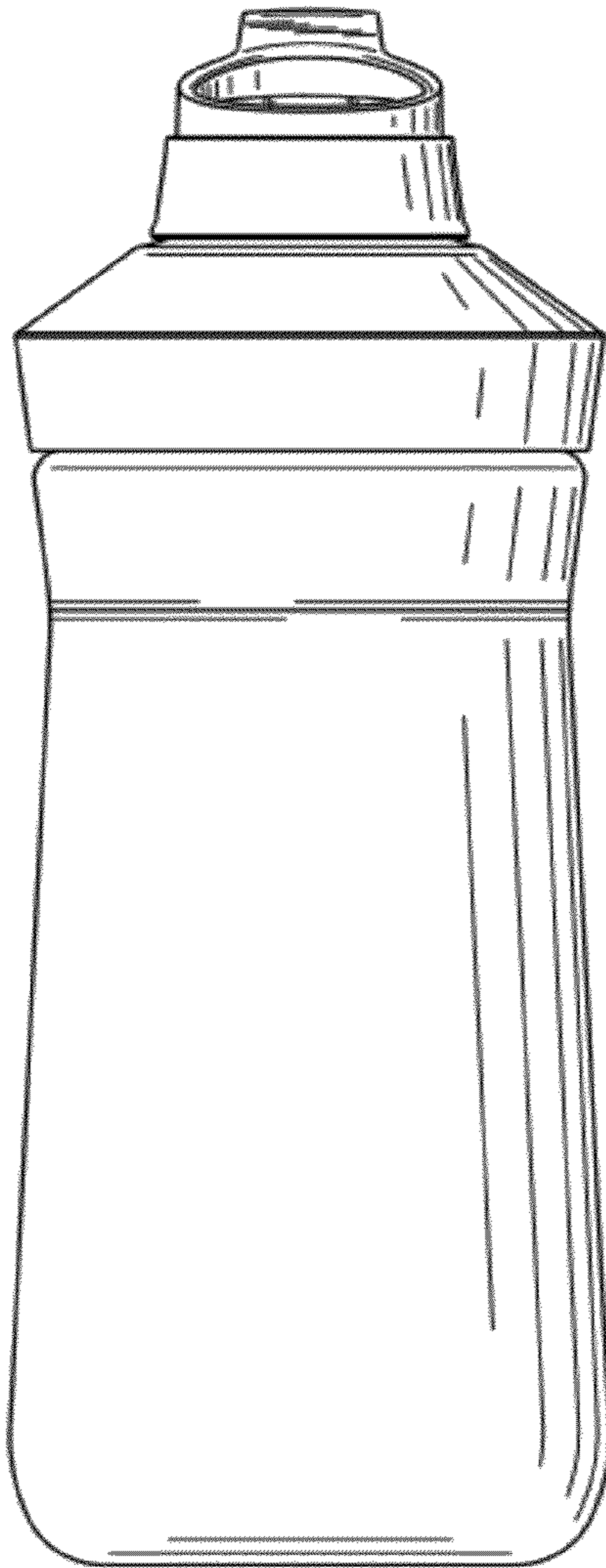


**FIG. 1**




**FIG. 2**

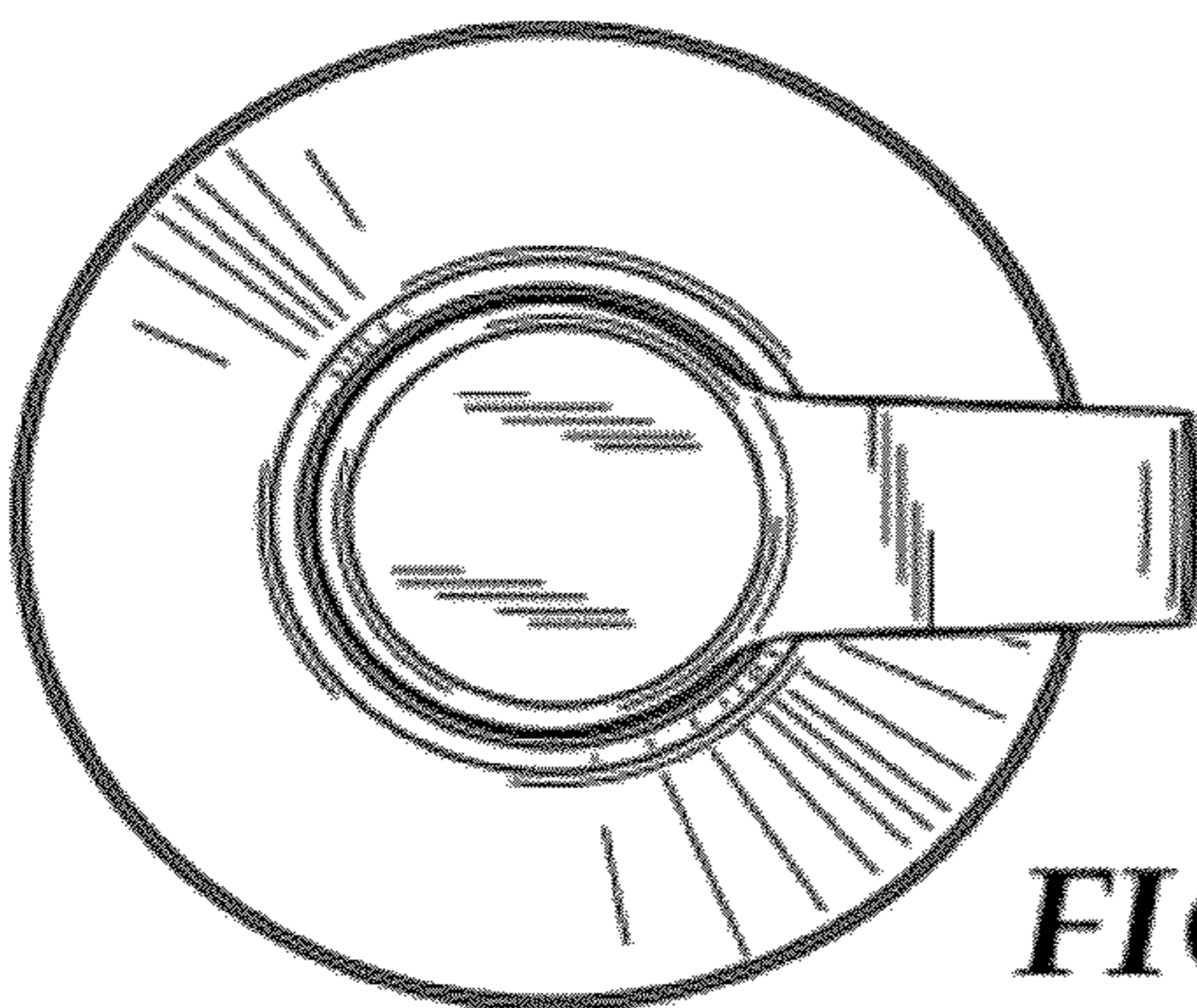




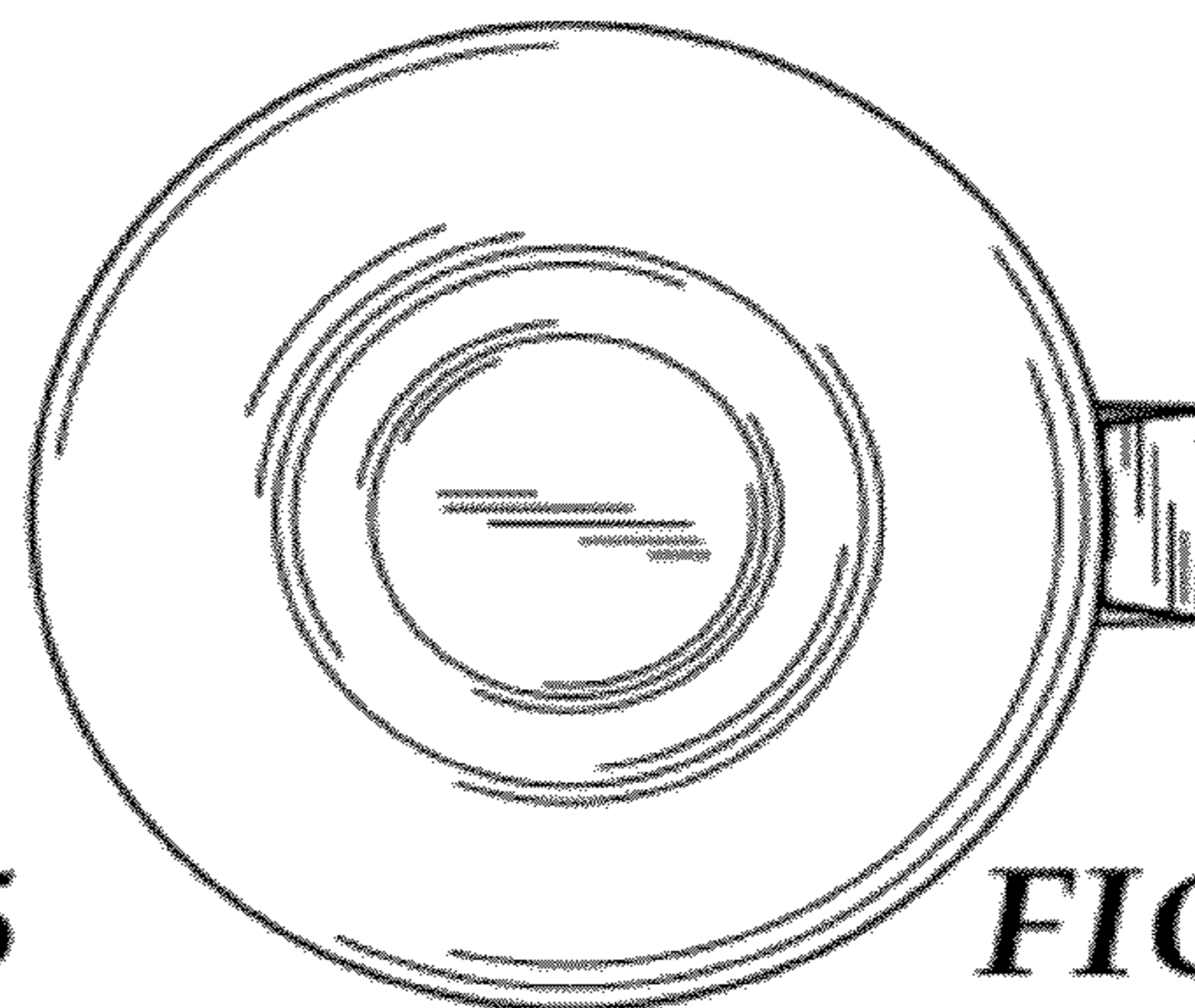
**FIG. 3**



**FIG. 4**



**FIG. 5**



**FIG. 6**