

US00D657625S

(12) **United States Design Patent**  
**Morga et al.**

(10) **Patent No.:** **US D657,625 S**  
(45) **Date of Patent:** **\*\* Apr. 17, 2012**

(54) **COMBINATION KITCHENWARE AND SPORK**

(76) Inventors: **Christopher Morga**, Phoenix, AZ (US);  
**Louis Dorman**, Phoenix, AZ (US)

(\*\*) Term: **14 Years**

(21) Appl. No.: **29/399,311**

(22) Filed: **Aug. 11, 2011**

(51) **LOC (9) Cl.** ..... **07-01**

(52) **U.S. Cl.** ..... **D7/505**

(58) **Field of Classification Search** ..... D7/505,  
D7/507, 500, 642; D9/717, 721, 432; 206/763,  
206/574.1, 575, 556, 735; 229/401

See application file for complete search history.

(56) **References Cited**

U.S. PATENT DOCUMENTS

269,054	A *	12/1882	Hemsteger	220/574
1,138,288	A *	5/1915	Harper	220/575
1,457,998	A	6/1923	Norwood	
1,575,597	A *	3/1926	Bothe	220/574
1,607,863	A *	11/1926	Betts	220/574
1,607,864	A	11/1926	Butler	
1,607,865	A *	11/1926	Butler	206/542
2,149,698	A *	3/1939	Humphrey	141/112
2,771,755	A *	11/1956	Di Costanzo	220/574
2,900,151	A *	8/1959	Sims	248/37.3
D217,632	S	5/1970	Bouchet	
3,565,245	A	2/1971	Asher	
3,704,779	A	12/1972	Nigg	
4,863,033	A	9/1989	Buj	
5,222,622	A	6/1993	Laske, Jr.	
D351,085	S	10/1994	Schmidt	
D359,883	S *	7/1995	Suarez	D7/533
D373,050	S *	8/1996	Brewer et al.	D7/505
D374,592	S *	10/1996	Howell	D7/566

D391,039	S *	2/1998	Mongeon	D2/869
5,938,066	A	8/1999	DeMars	
6,010,025	A *	1/2000	Bertani et al.	220/276
D429,147	S	8/2000	Baker et al.	
6,412,653	B1	7/2002	Waterhouse	
D533,075	S *	12/2006	Snedden et al.	D9/717
7,503,464	B2	3/2009	McCain	
D598,711	S *	8/2009	Franco	D7/505
7,588,163	B1	9/2009	Wilson	
2006/0218795	A1	10/2006	Santa Cruz et al.	
2009/0200315	A1	8/2009	Blondeel	
2011/0114107	A1*	5/2011	Muhl et al.	132/200

\* cited by examiner

*Primary Examiner* — Cynthia Underwood

(74) *Attorney, Agent, or Firm* — QuickPatents, Inc.; Kevin Prince

(57) **CLAIM**

We claim the ornamental design for a combination kitchenware and spork, as shown and described.

**DESCRIPTION**

FIG. 1 is a perspective view of a combination kitchenware and spork, showing our new design;  
FIG. 2 is a top plan view of FIG. 1;  
FIG. 3 is a bottom plan view of FIG. 1;  
FIG. 4 is a front elevational view of FIG. 1;  
FIG. 5 is a rear elevational view of FIG. 1;  
FIG. 6 is a right-side elevational view of FIG. 1; and,  
FIG. 7 is a left-side elevational view of FIG. 1.

It is understood that the first and second embodiments have identical bottom plan views, and front, left side, right side, and rear elevational views, and that the third and fourth embodiments also have identical bottom plan views, and front, left side, right side, and rear elevational views.

**1 Claim, 1 Drawing Sheet**




FIG. 1





FIG. 2




FIG. 3

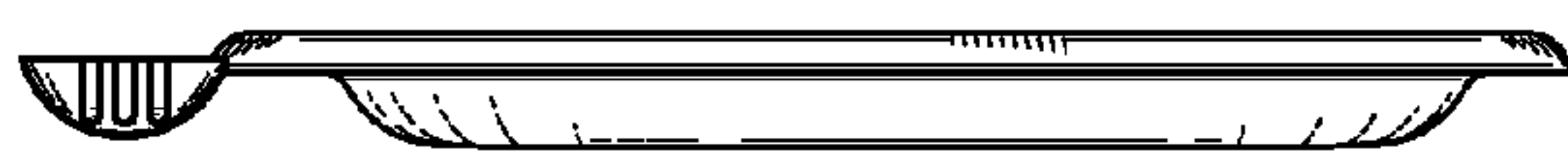


FIG. 4



FIG. 5




FIG. 6

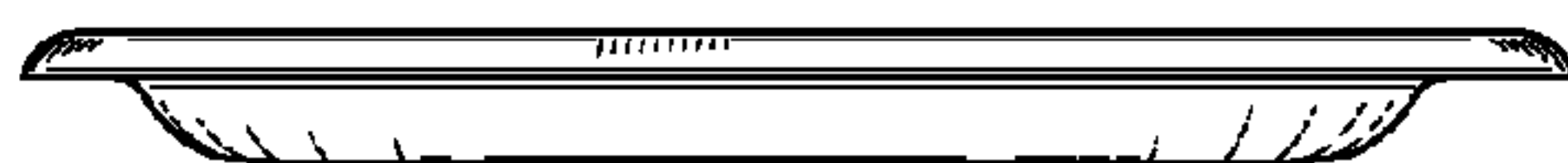


FIG. 7