



US00D657620S

(12) **United States Design Patent**
Pookrum

(10) **Patent No.:** **US D657,620 S**
(45) **Date of Patent:** **** Apr. 17, 2012**

(54) **KNIFE HANDLE**

(76) Inventor: **Dafina A. Pookrum**, Atlanta, GA (US)

(**) Term: **14 Years**

(21) Appl. No.: **29/394,913**

(22) Filed: **Jun. 22, 2011**

(51) **LOC (9) Cl.** **07-02**

(52) **U.S. Cl.** **D7/401.2; D7/645; D7/649**

(58) **Field of Classification Search** D4/138;
D7/368, 395, 401.2, 642-646, 649-654, 660-664,
D7/669, 675-676, 683, 688-692, 695-696;
D8/25, 83, 107, 303; D21/483; D30/159;
16/421; 30/137, 141-143, 147-150, 322-327,
30/329, 340, 342-344; 416/70 R
See application file for complete search history.

(56) **References Cited**

U.S. PATENT DOCUMENTS

D3,572 S	7/1869	Raven	
298,829 A	5/1884	Cox	
308,753 A	12/1884	Cox	
D22,439 S	5/1893	McGuigan	
D57,935 S	5/1921	Shively	
D99,652 S	5/1936	Wehde	
D144,446 S *	4/1946	Black	D8/303
D166,521 S	4/1952	Bernstein	
D186,021 S	9/1959	Lamb	
D195,951 S	8/1963	Wildgen	
D233,122 S	10/1974	Fauzza	
D291,710 S *	9/1987	Mariol	D21/483
4,934,024 A *	6/1990	Sexton, I	16/421
5,365,666 A	11/1994	Gonzalez	
D413,232 S	8/1999	Conner	
D414,989 S	10/1999	Shamoon	
D461,997 S *	8/2002	Jalet	D7/645
6,502,314 B1	1/2003	McCatty	
D476,535 S	7/2003	Garon	
D494,426 S	8/2004	Prokop	
D521,249 S *	5/2006	Hay et al.	D4/138

D522,342 S *	6/2006	Kwan	D8/107
D526,554 S *	8/2006	Chen	D8/83
D542,620 S *	5/2007	Thompson et al.	D8/107
D558,009 S *	12/2007	Kinsky	D8/25
D567,019 S *	4/2008	Gonzalez	D7/395
D614,819 S *	4/2010	Lin	D30/159
D614,922 S *	5/2010	Sierra et al.	D7/653
D615,367 S *	5/2010	Sierra et al.	D7/653
2004/0123471 A1	7/2004	Onion	
2007/0151111 A1	7/2007	Hakim	

OTHER PUBLICATIONS

Hinkel, Barbara, "Barbara Hinkel's Table Manners Training Set," www.his.com/~bmanerly/Table%20Manners%20Set.html downloaded Mar. 8, 2011, pp. 1-3.

* cited by examiner

Primary Examiner — Ricky Pham

(74) *Attorney, Agent, or Firm* — Mei & Mark LLP; Krystyna Colantoni

(57) **CLAIM**

I claim the ornamental design for a knife handle, as shown and described.

DESCRIPTION

This application is related to my design application for Fork or Spoon Handle filed Jun. 23, 2011.

FIG. 1 is a perspective view of the knife handle showing my new design;

FIG. 2 is a front view thereof;

FIG. 3 is a rear view thereof;

FIG. 4 is a top view thereof;

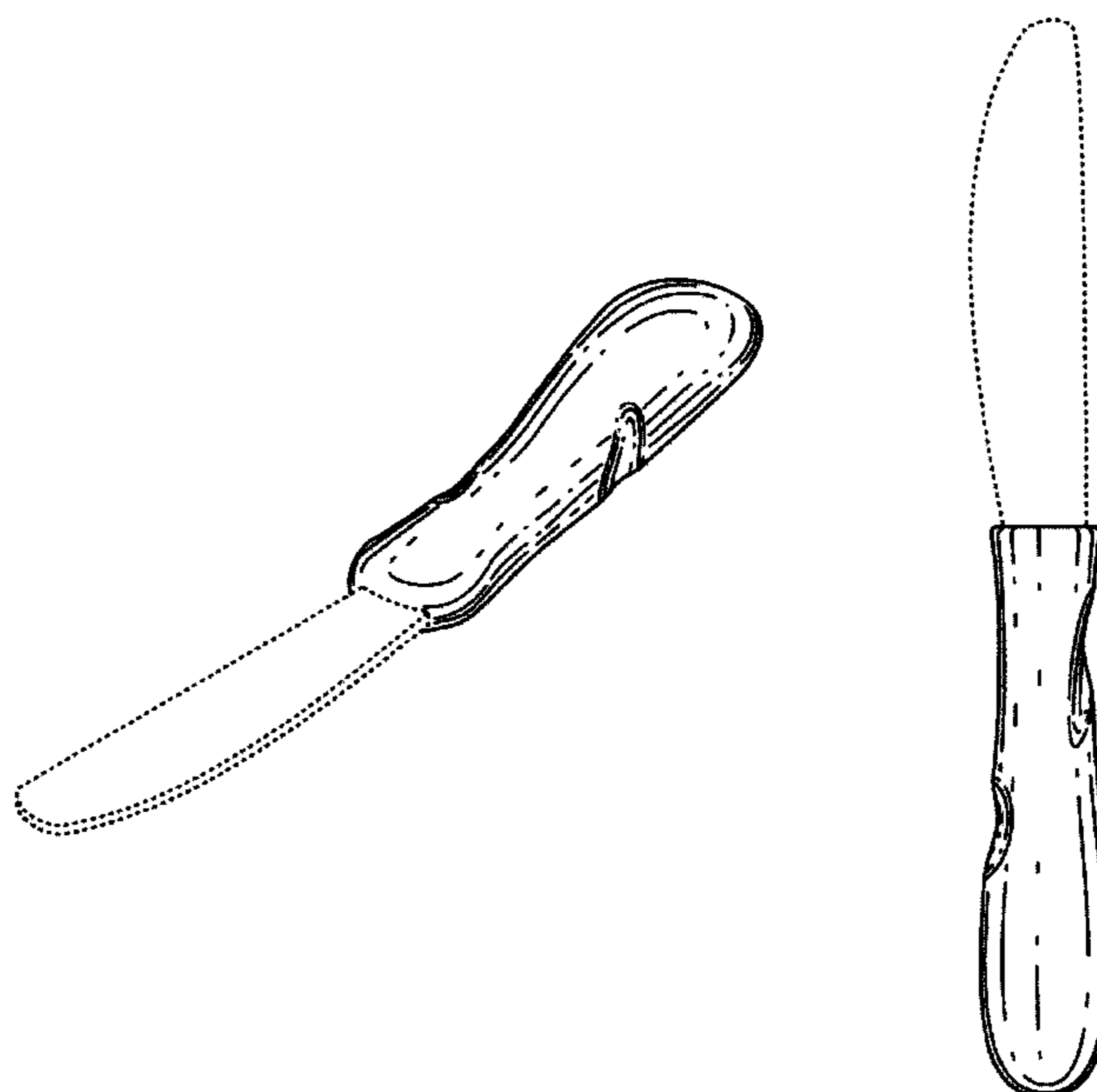
FIG. 5 is a bottom view thereof;

FIG. 6 is a right side view thereof; and,

FIG. 7 is a left side view thereof.

The broken lines in the drawings are for illustrative purposes only and form no part of the claimed design.

1 Claim, 3 Drawing Sheets



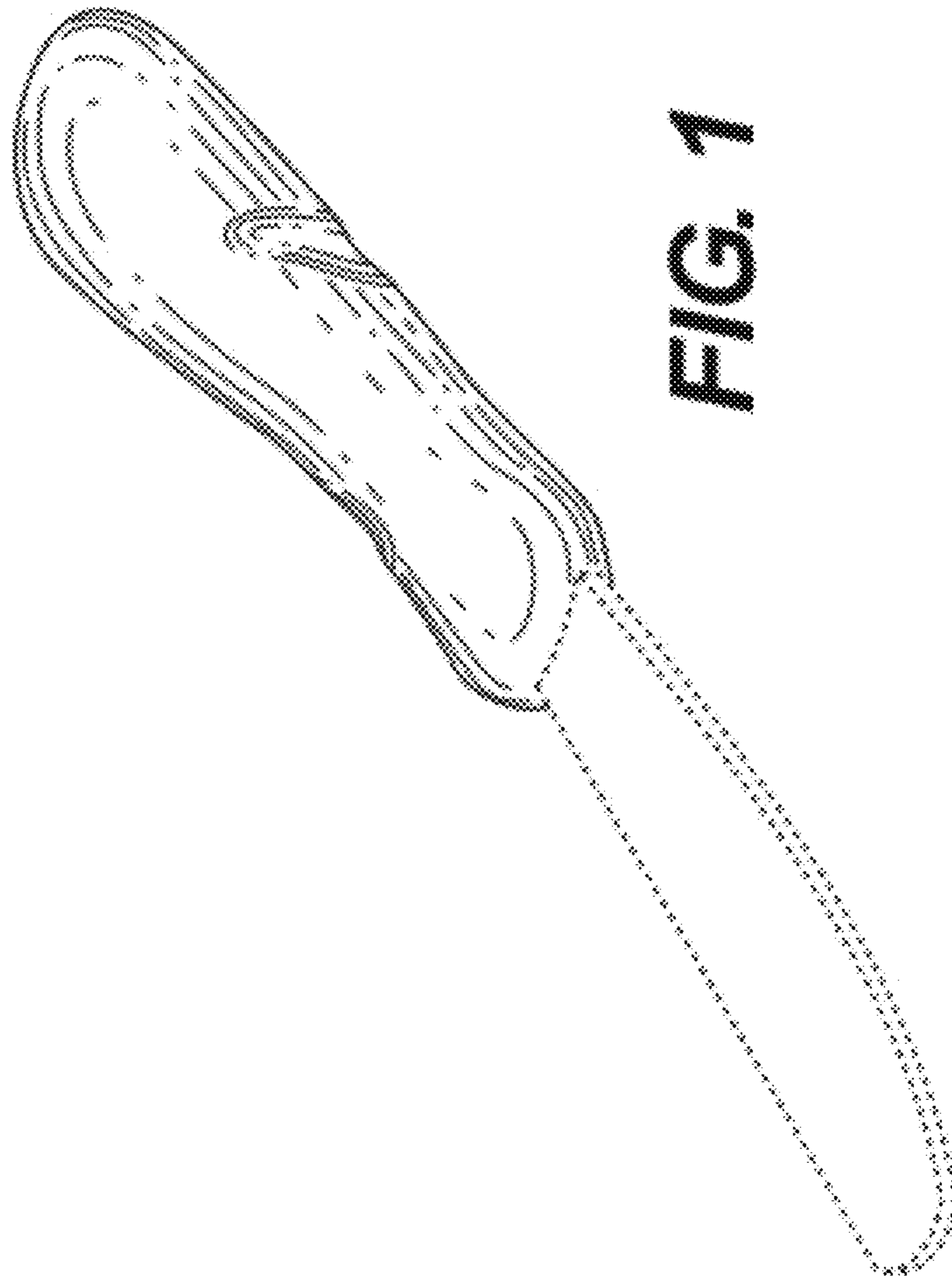


FIG. 1

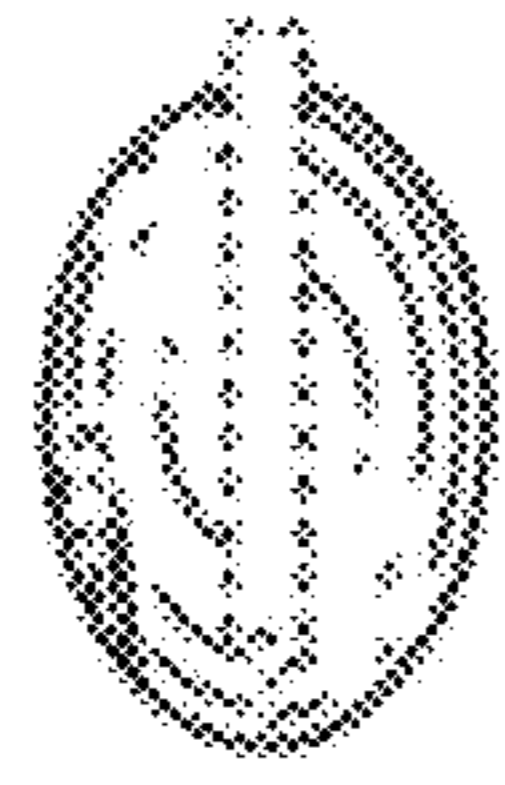


FIG. 2




FIG. 3

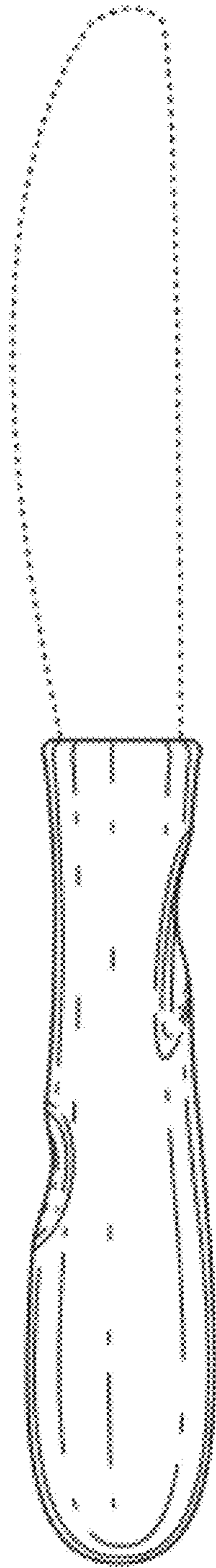


FIG. 4

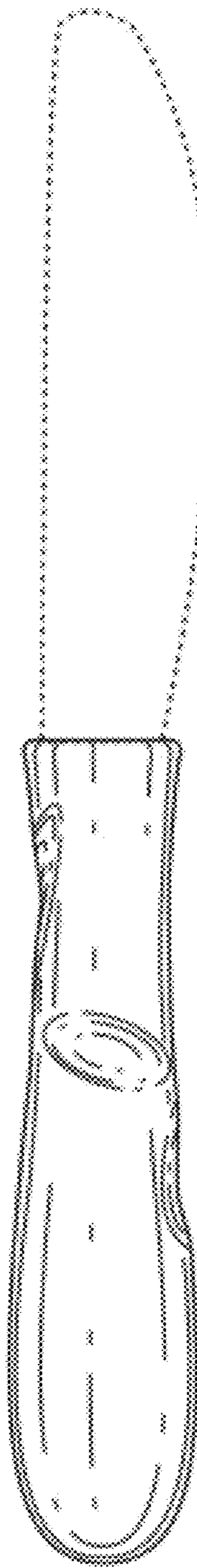


FIG. 5

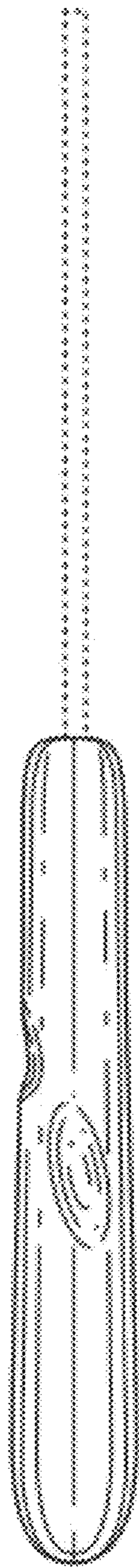


FIG. 6

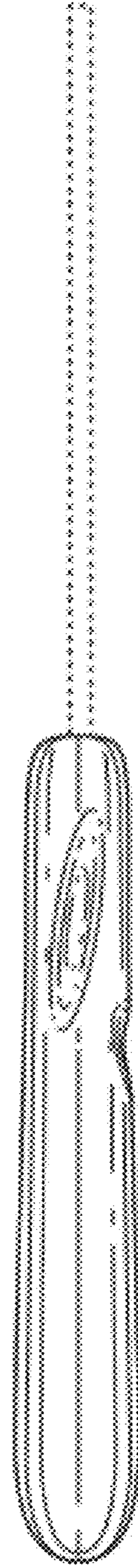


FIG. 7