



US00D657618S

(12) **United States Design Patent**  
**Wahl**

(10) **Patent No.:** **US D657,618 S**

(45) **Date of Patent:** **\*\* Apr. 17, 2012**

(54) **BEVERAGE CONTAINER**

(75) Inventor: **Andrew C. F. Wahl**, Seattle, WA (US)

(73) Assignee: **Pacific Market International, LLC**,  
Seattle, WA (US)

(\*\*) Term: **14 Years**

(21) Appl. No.: **29/376,701**

(22) Filed: **Oct. 11, 2010**

(51) **LOC (9) Cl.** ..... **07-01**

(52) **U.S. Cl.** ..... **D7/392.1; D7/396.2; D7/900;**  
**D9/443**

(58) **Field of Classification Search** ..... D7/512,  
D7/533, 536, 509, 523, 524, 529, 531, 532,  
D7/300.1, 608, 510, 511, 392.1, 396.2, 900;  
220/495.08, 772, 763, 592.16, 592.17, 703;  
D9/431, 424, 443, 447

See application file for complete search history.

(56) **References Cited**

**U.S. PATENT DOCUMENTS**

D586,184 S *	2/2009	Miller et al.	.....	D7/511
D592,913 S *	5/2009	Pinelli et al.	.....	D7/608
D599,664 S *	9/2009	Fujinami et al.	.....	D9/443
D613,110 S *	4/2010	Lane et al.	.....	D7/392.1
D620,355 S *	7/2010	Nardini	.....	D9/443
D620,754 S *	8/2010	Duke	.....	D7/510
D624,362 S *	9/2010	Wahl	.....	D7/510
D626,837 S *	11/2010	Meyers et al.	.....	D9/443
D626,838 S *	11/2010	Meyers et al.	.....	D9/443

D627,227 S *	11/2010	Andis	.....	D9/503
D627,594 S *	11/2010	Boonprasop	.....	D7/392.1
D634,161 S *	3/2011	Roth et al.	.....	D7/510

\* cited by examiner

*Primary Examiner* — Marianne Pandozzi

(74) *Attorney, Agent, or Firm* — Davis Wright Tremaine  
LLP; George C. Rondeau, Jr.

(57) **CLAIM**

The ornamental design for a beverage container, as shown and described.

**DESCRIPTION**

FIG. 1 is a top rear perspective view of a beverage container showing my new design.

FIG. 2 is a rear elevational view thereof.

FIG. 3 is a front elevational view thereof.

FIG. 4 is a right side elevational view thereof, the left side elevational view being the mirror image thereof.

FIG. 5 is a top plan view thereof.

FIG. 6 is a bottom plan view thereof.

FIG. 7 is a top rear perspective view of a second embodiment thereof.

FIG. 8 is a rear elevational view thereof.

FIG. 9 is a front elevational view thereof.

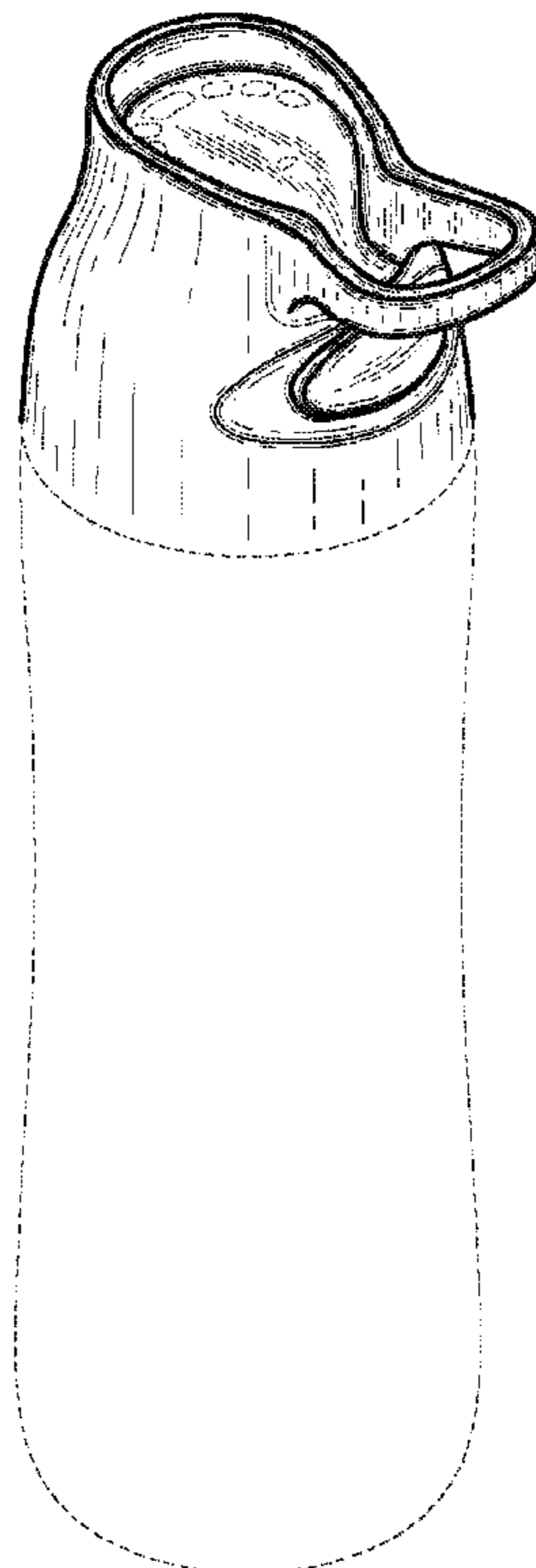
FIG. 10 is a right side elevational view thereof, the left side elevational view being the mirror image thereof.

FIG. 11 is a top plan view thereof; and,

FIG. 12 is a bottom plan view thereof.

The broken lines represent portions of the beverage container that form no part of the claim.

**1 Claim, 6 Drawing Sheets**



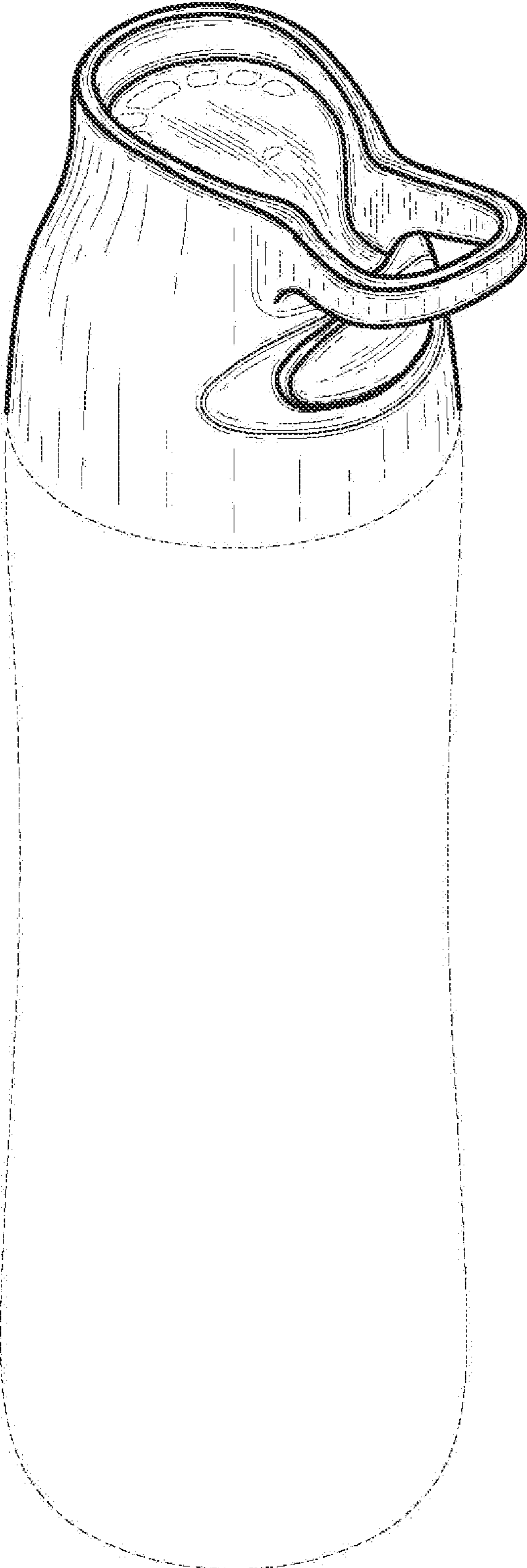


Fig. 1




Fig. 2




Fig. 3




Fig. 4

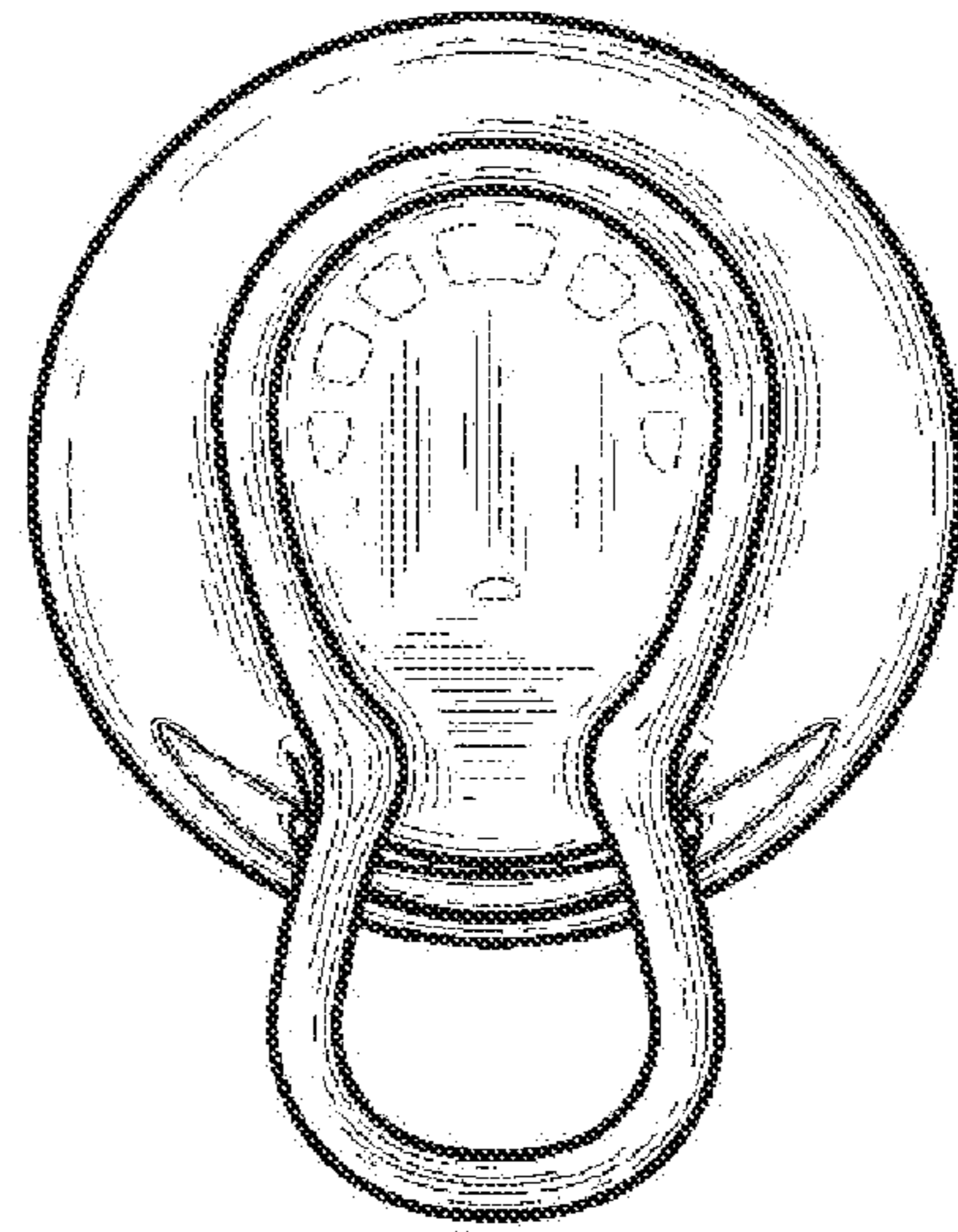


Fig. 5

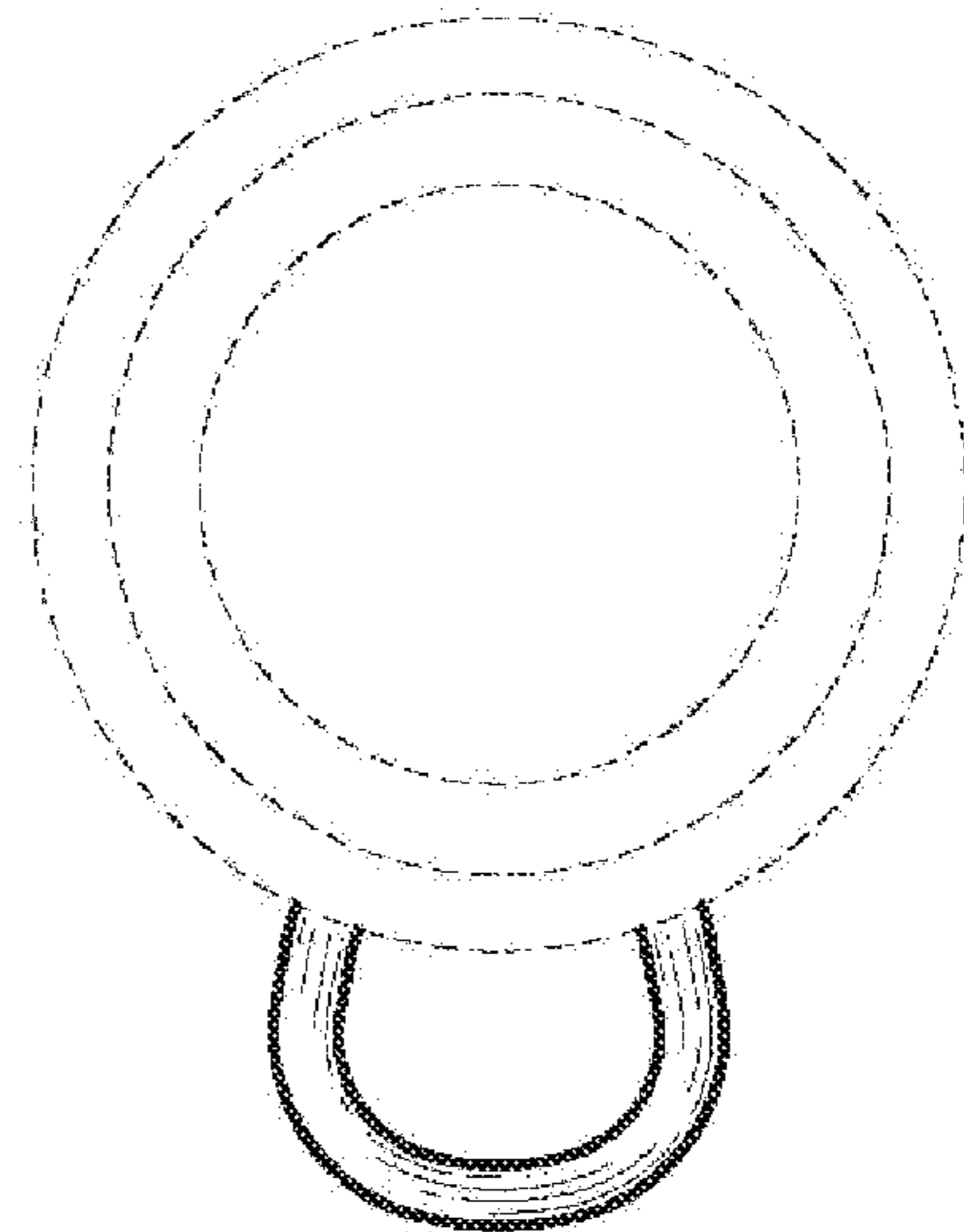


Fig. 6

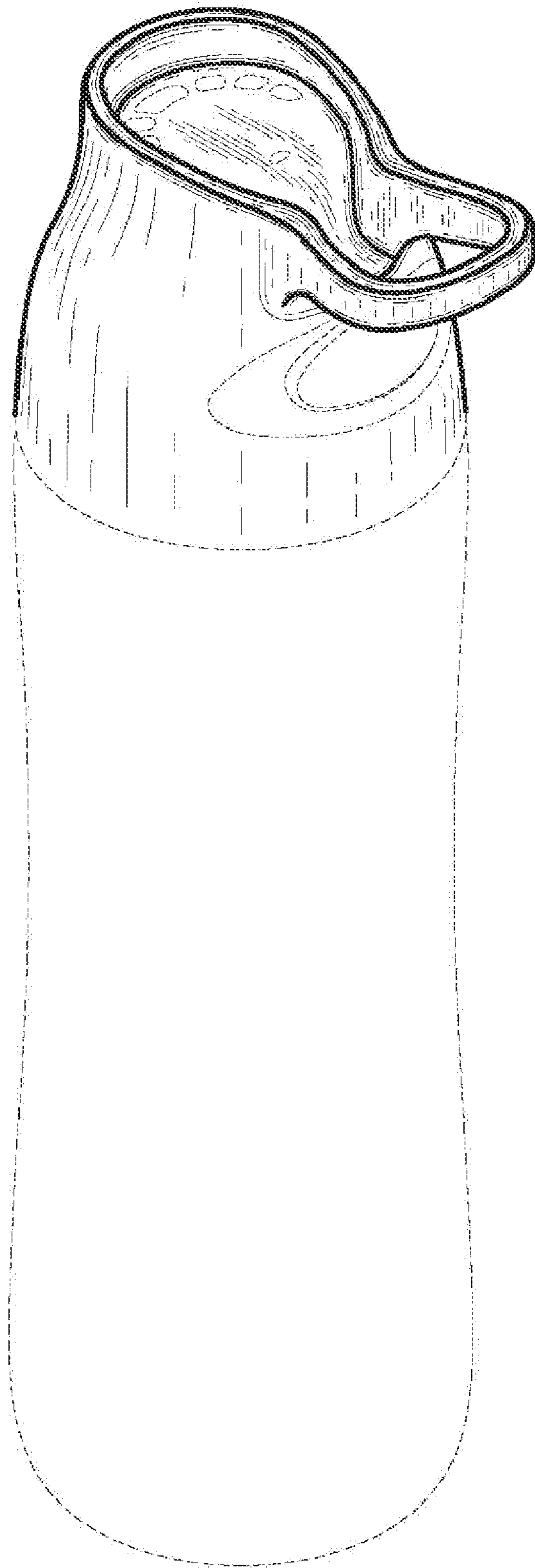


Fig. 7




Fig. 8




Fig. 9




Fig. 10

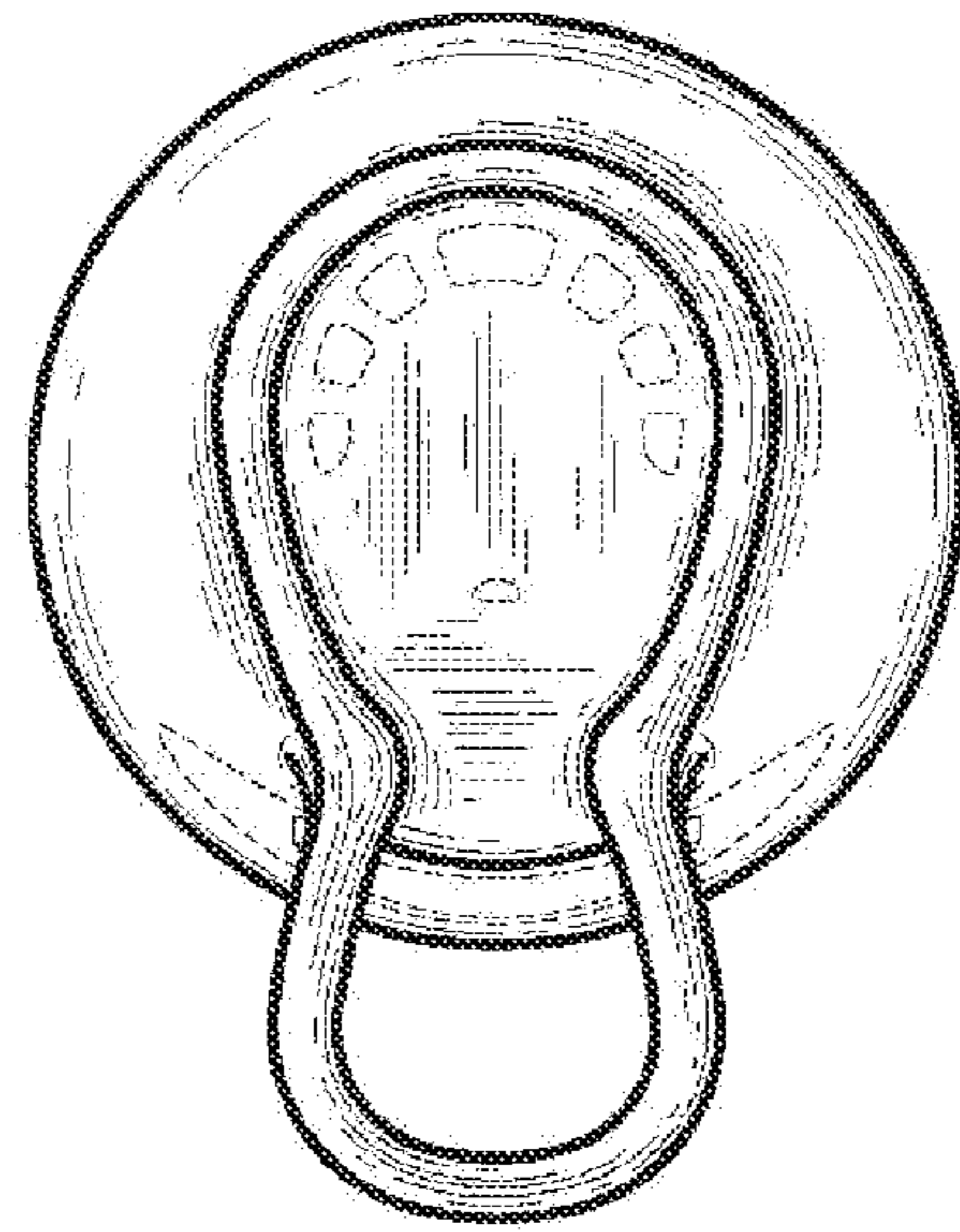


Fig. 11

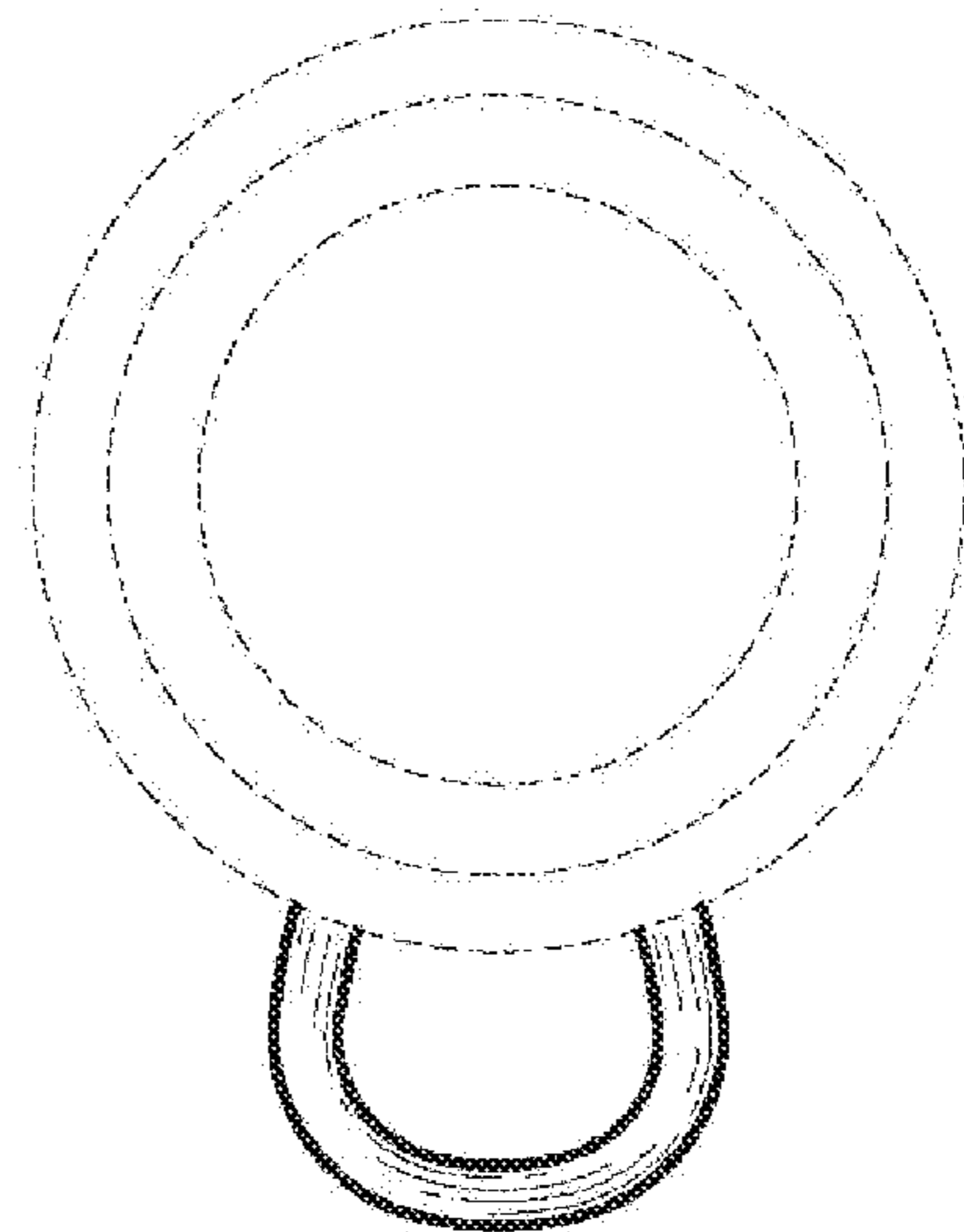


Fig. 12