



US00D657617S

(12) **United States Design Patent**  
**Sarnoff et al.**

(10) **Patent No.:** **US D657,617 S**  
(45) **Date of Patent:** **\*\* Apr. 17, 2012**

(54) **CIRCULAR PAN**  
(75) Inventors: **Norton Sarnoff**, Northbrook, IL (US);  
**Raj Patel**, Zurich, IL (US)  
(73) Assignee: **Handi-Foil Corporation**, Wheeling, IL  
(US)  
(\*\*) Term: **14 Years**  
(21) Appl. No.: **29/377,969**  
(22) Filed: **Oct. 28, 2010**  
(51) **LOC (9) Cl.** ..... **07-02**  
(52) **U.S. Cl.** ..... **D7/360; D7/354**  
(58) **Field of Classification Search** ..... D7/323,  
D7/329-332, 337, 339, 346-347, 350.1-350.4,  
D7/354-363, 391, 393, 395, 402, 409, 538,  
D7/542-548, 554.2, 552.2, 566, 570, 584-587,  
D7/601-605, 610, 667; D9/428; D32/35;  
99/279, 324-325, 330-332, 337-340, 369,  
99/403-425, 444, 450; 126/25 A, 41 R, 275 R,  
126/380.1, 390.1; 206/501-505, 507-508;  
219/400, 405, 435-442, 620-624, 725, 730-735,  
219/754-755; 220/4.26, 485, 491, 573.1-573.5,  
220/574, 607, 658, 676, 759, 771, 912; 249/61,  
249/127, 163; 269/302.1; 426/438, 441,  
426/523

See application file for complete search history.

(56) **References Cited**

**U.S. PATENT DOCUMENTS**

D48,169 S \* 11/1915 Churchill ..... D7/545  
D71,003 S \* 9/1926 Carlson ..... D32/35  
D177,187 S \* 3/1956 Melich et al. .... D7/605  
D216,477 S \* 1/1970 Ketcham ..... D7/545  
D248,076 S \* 6/1978 Christian ..... D7/545  
D268,557 S \* 4/1983 Jensen et al. .... D7/545

D296,640 S \* 7/1988 Miller ..... D7/545  
D312,941 S \* 12/1990 Zivin ..... D7/545  
D325,684 S \* 4/1992 Deare ..... D7/360  
D338,807 S \* 8/1993 Conti ..... D7/545  
D445,632 S \* 7/2001 Bradley ..... D7/360  
D456,673 S \* 5/2002 Kerman ..... D7/545  
D459,635 S \* 7/2002 Henry ..... D7/545  
D475,579 S \* 6/2003 Jørgensen ..... D7/545  
D476,851 S \* 7/2003 Wuestman ..... D7/542  
D483,218 S \* 12/2003 Fino et al. .... D7/360  
D483,617 S \* 12/2003 Watson ..... D7/545  
D483,619 S \* 12/2003 Watson ..... D7/548  
7,134,653 B1 \* 11/2006 Ladenheim ..... 269/302.1  
D565,343 S \* 4/2008 Vamvakias ..... D7/354  
D571,156 S \* 6/2008 Gartz et al. .... D7/545  
D579,713 S \* 11/2008 Dodane ..... D7/360  
D580,214 S \* 11/2008 Dodane ..... D7/361  
D580,750 S \* 11/2008 Claassen et al. .... D9/428  
D590,663 S \* 4/2009 Simon et al. .... D7/545  
D607,689 S \* 1/2010 Hart et al. .... D7/360

\* cited by examiner

*Primary Examiner* — Ricky Pham

(74) *Attorney, Agent, or Firm* — Adam K. Sacharoff

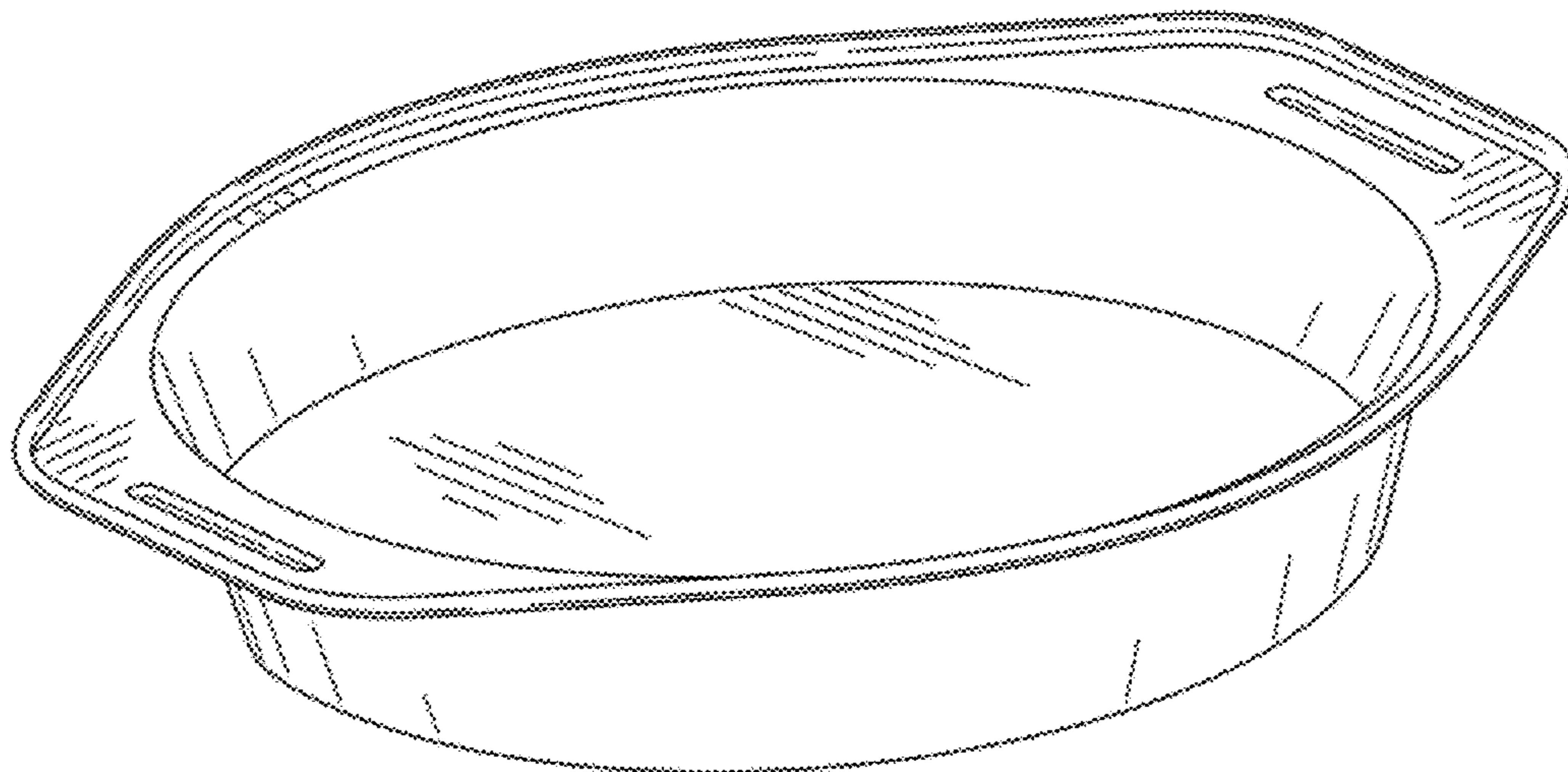
(57) **CLAIM**

The ornamental design for a circular pan, as shown and described.

**DESCRIPTION**

FIG. 1 is a top side perspective view of a circular pan in accordance with the invention shown; FIG. 2 is a left side view of the circular pan from FIG. 1; FIG. 3 is a right side view of the circular pan from FIG. 1; FIG. 4 is a front side view of the circular pan from FIG. 1; FIG. 5 is a back side view of the circular pan from FIG. 1; FIG. 6 is a top plan view of the circular pan from FIG. 1; and, FIG. 7 is a bottom plan view of the circular pan from FIG. 1.

**1 Claim, 5 Drawing Sheets**






FIG. 1




FIG. 2




FIG. 3




FIG. 4

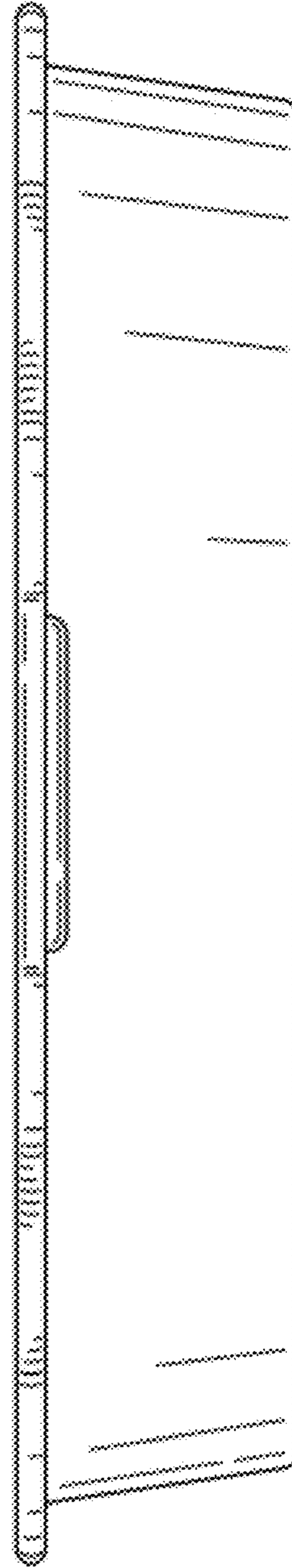


FIG. 5

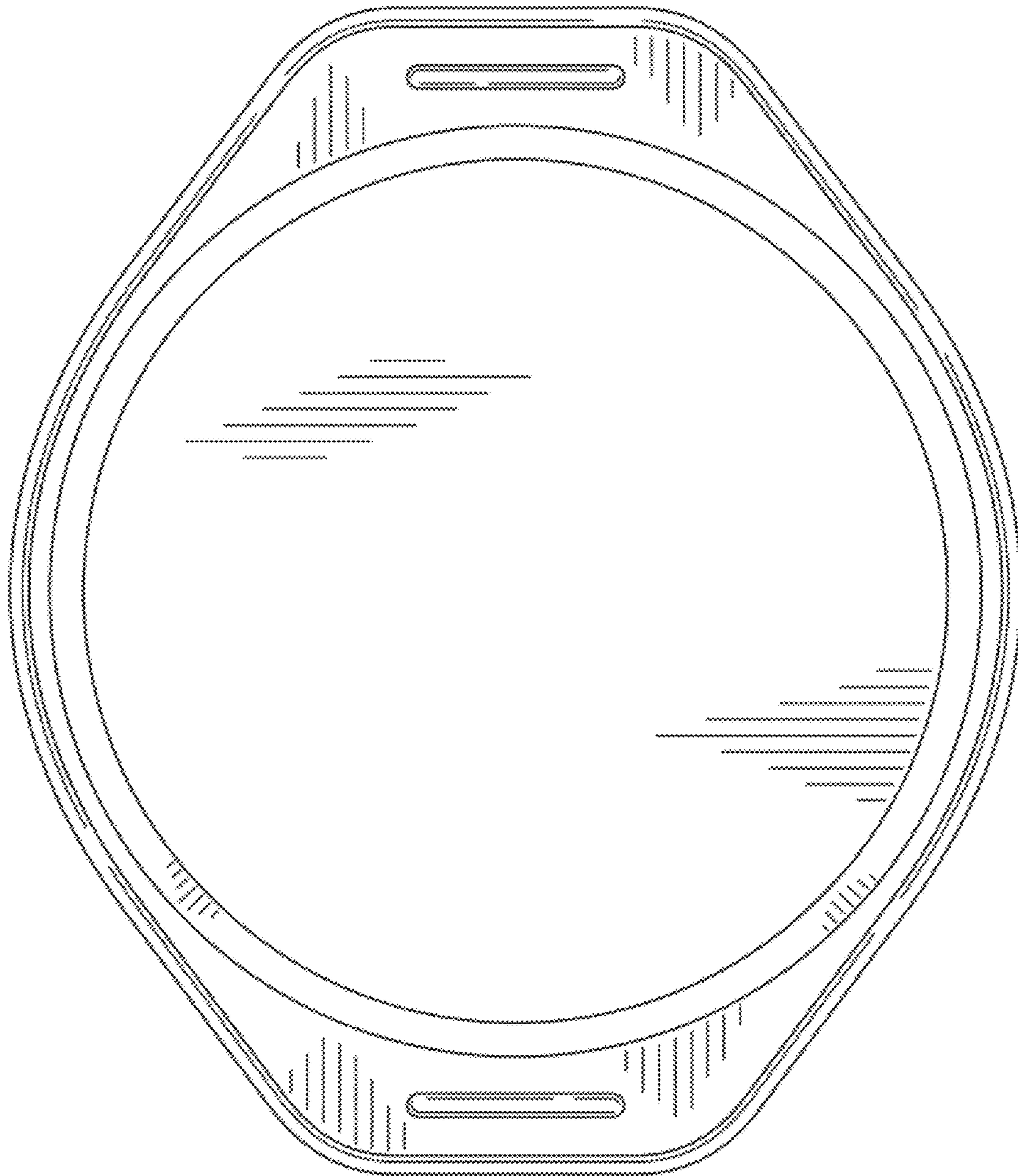


FIG. 6

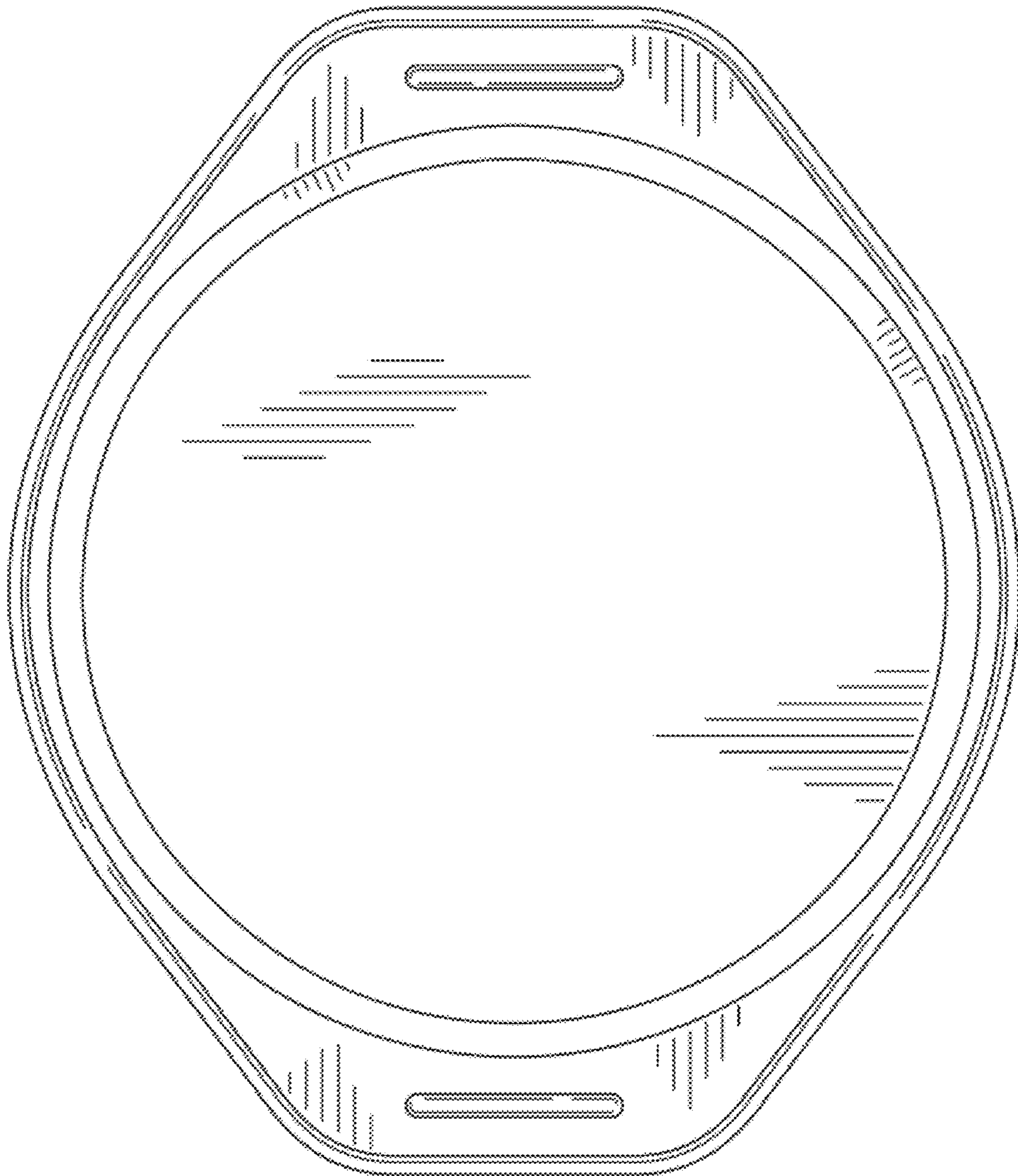


FIG. 7