



US00D657614S

(12) **United States Design Patent**
Pierce

(10) **Patent No.:** **US D657,614 S**
(45) **Date of Patent:** **** Apr. 17, 2012**

(54) **BAKING PAN**

(76) Inventor: **Heather Pierce**, Dallas, TX (US)

(**) Term: **14 Years**

(21) Appl. No.: **29/399,418**

(22) Filed: **Aug. 13, 2011**

(51) **LOC (9) Cl.** **07-02**

(52) **U.S. Cl.** **D7/354; D7/361**

(58) **Field of Classification Search** D1/106;
D3/204–207; D7/323, 329–332, 337, 339,
D7/346–347, 350.1–350.4, 354–363, 391,
D7/393, 395, 402, 408–409, 505, 538, 542,
D7/549, 553.1, 553.6, 553.8, 587, 667; D8/38,
D8/348, 356; D9/430, 436, 665; D14/400;
D17/14; D21/483; D28/73; 99/324–325,
99/331–332, 337–340, 396, 400–418, 425,
99/444–446, 450; 206/501–505, 507–508,
206/540; 220/485, 491, 573.1–573.5, 574,
220/759, 912

See application file for complete search history.

(56) **References Cited**

U.S. PATENT DOCUMENTS

D107,353 S *	12/1937	Henshel	D9/665
D211,133 S *	5/1968	Holly	D17/14
D269,922 S *	8/1983	Dembicks	D3/204
D277,254 S *	1/1985	Matsuhisa	D7/359
D287,578 S	1/1987	Shay et al.		
D300,408 S	3/1989	Couri		
D324,752 S *	3/1992	Meyers et al.	D1/106
D329,668 S *	9/1992	Connelly	D21/483
D342,806 S *	12/1993	Jones et al.	D28/73
6,021,914 A *	2/2000	Schmidt	220/574
D427,903 S *	7/2000	Forrest	D9/430
D435,756 S	1/2001	Emrich		
D440,487 S *	4/2001	Leach	D9/665
D440,869 S	4/2001	Leach		
D449,500 S *	10/2001	Kelleghan	D8/38
D473,757 S *	4/2003	Schwartz	D7/553.8
D499,961 S	12/2004	Wilson		
D501,395 S *	2/2005	Kelleghan	D8/356

D544,767 S *	6/2007	Kelleghan	D8/38
D562,058 S	2/2008	Costa		
D572,536 S *	7/2008	Cox	D7/553.1
D573,407 S *	7/2008	Cox	D7/553.1
D576,165 S *	9/2008	Yow et al.	D14/400
D588,185 S *	3/2009	Rischke	D17/14
D602,775 S *	10/2009	Shale	D9/436
D604,179 S	11/2009	Rodriguez		
D613,108 S	4/2010	Tosdale et al.		
D619,476 S	7/2010	McClellan et al.		
D620,700 S *	8/2010	Glaser	D3/207

(Continued)

Primary Examiner — Ricky Pham

(74) *Attorney, Agent, or Firm* — Sheri Higgins Law; Sheri Higgins

(57) **CLAIM**

The ornamental design for a baking pan, as shown and described.

DESCRIPTION

FIG. 1 is an exploded perspective view of a first embodiment of a body of a guitar-shaped baking pan. The body of a guitar-shaped baking pan is shown in conjunction with a neck of a guitar, wherein the neck of the guitar is shown in broken lines to illustrate the environment only and forms no part of the claimed design.

FIG. 2 is top view thereof.

FIG. 3 is a bottom view thereof.

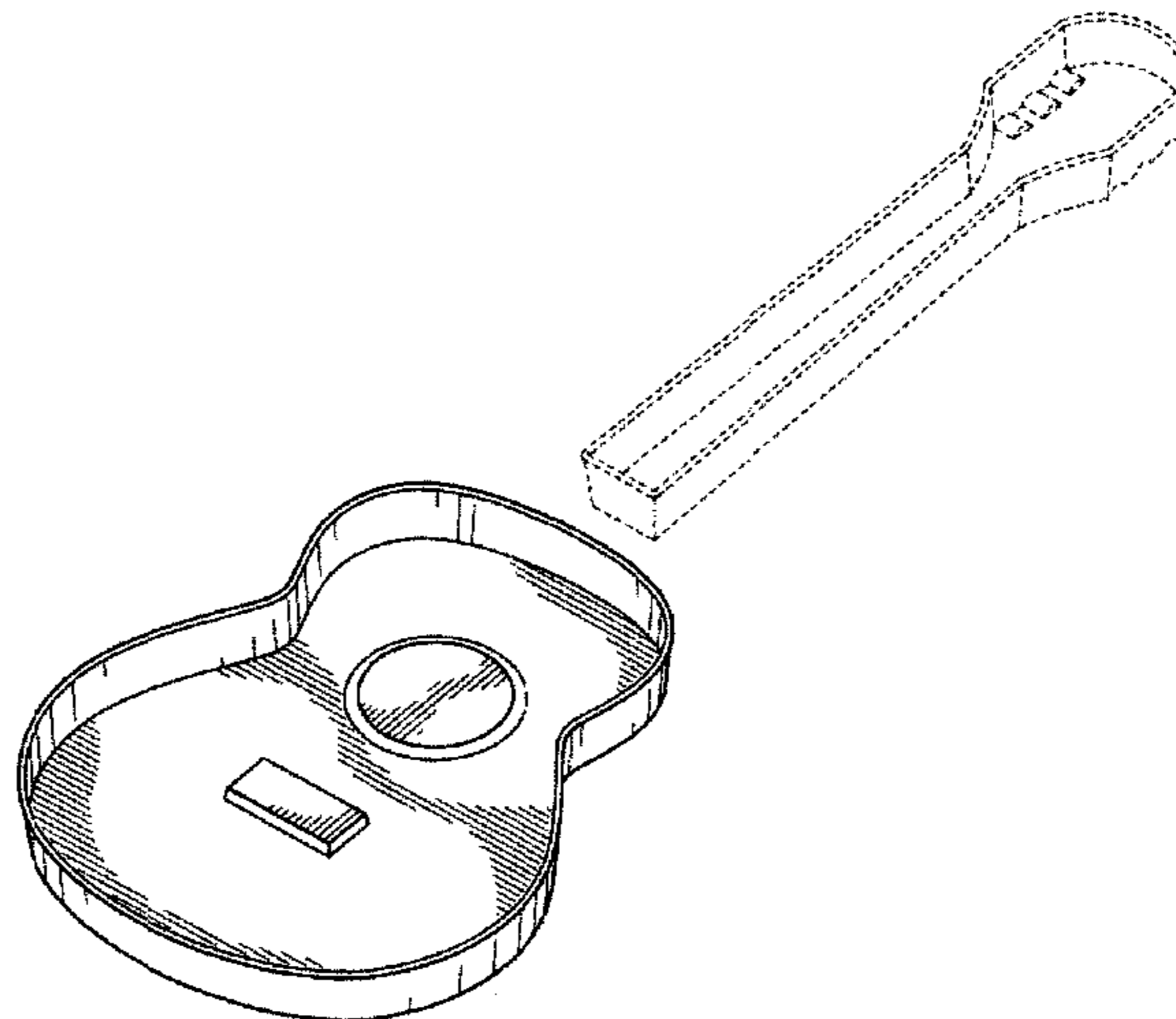
FIG. 4 is a right-side view thereof.

FIG. 5 is a left-side view thereof.

FIG. 6 is a front view thereof. It is to be understood that the rear of the baking pan is a mirror image of the front view illustrated; and,

FIG. 7 is a bottom view of a second embodiment of the baking pan, the broken line showing the rim of the baking pan is for illustrative purposes only and forms no part of the claimed design. According to this second embodiment, the perspective, top, right side, left side, and front and rear of the baking pan are the same as depicted in FIGS. 1, 2, 4, 5, and 6 except without the rim.

1 Claim, 3 Drawing Sheets

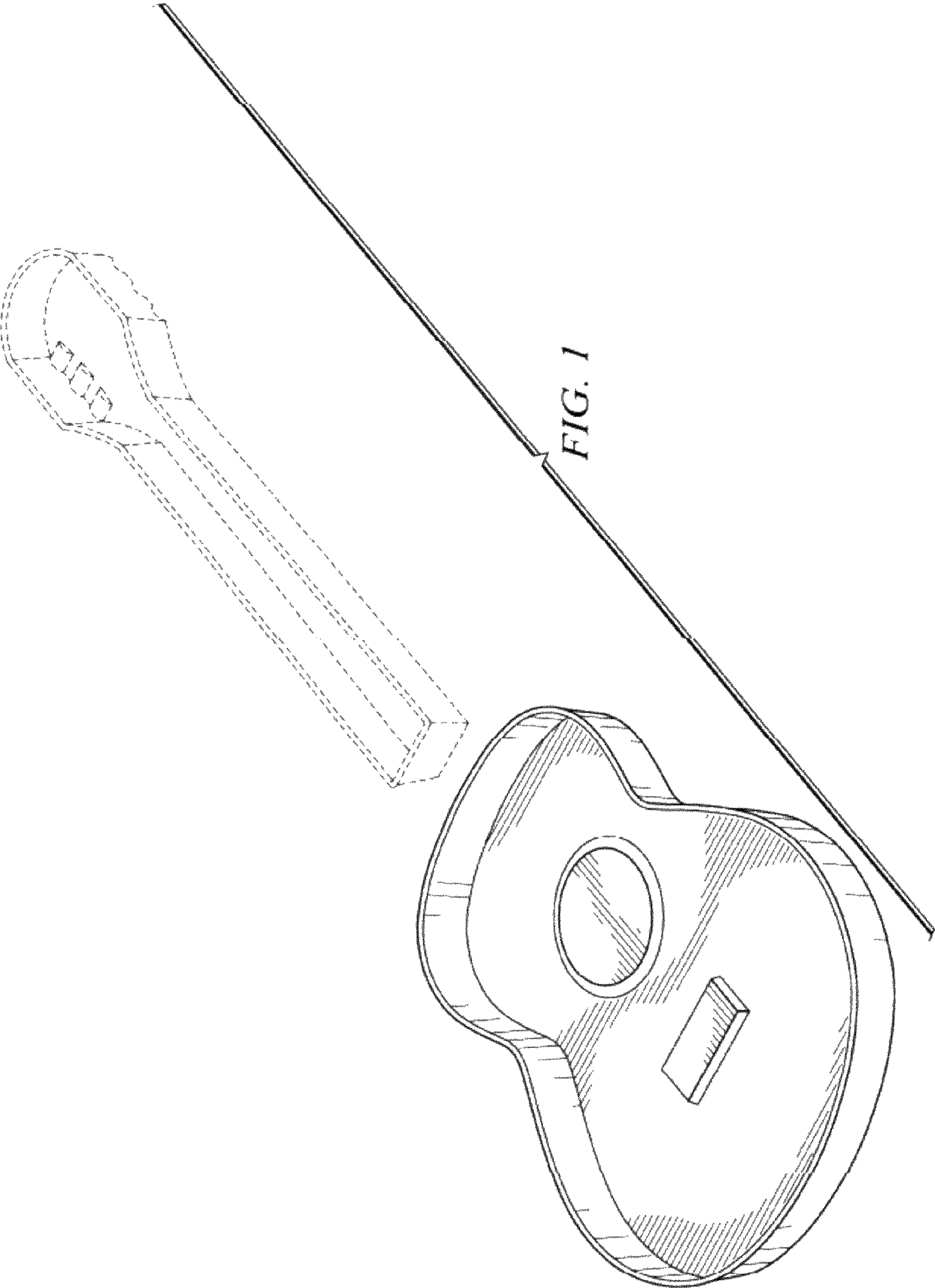


US D657,614 S

Page 2

U.S. PATENT DOCUMENTS

D622,027 S *	8/2010	Acunzo et al.	D1/106	D648,977 S *	11/2011	Malaspino et al.	D7/354
D625,959 S *	10/2010	Deming	D7/553.6	2003/0234204 A1 *	12/2003	Lam et al.	206/540
D626,328 S *	11/2010	Glaser	D3/207	2011/0146502 A1	6/2011	Mansur	
D641,366 S *	7/2011	Withers	D14/400	* cited by examiner			



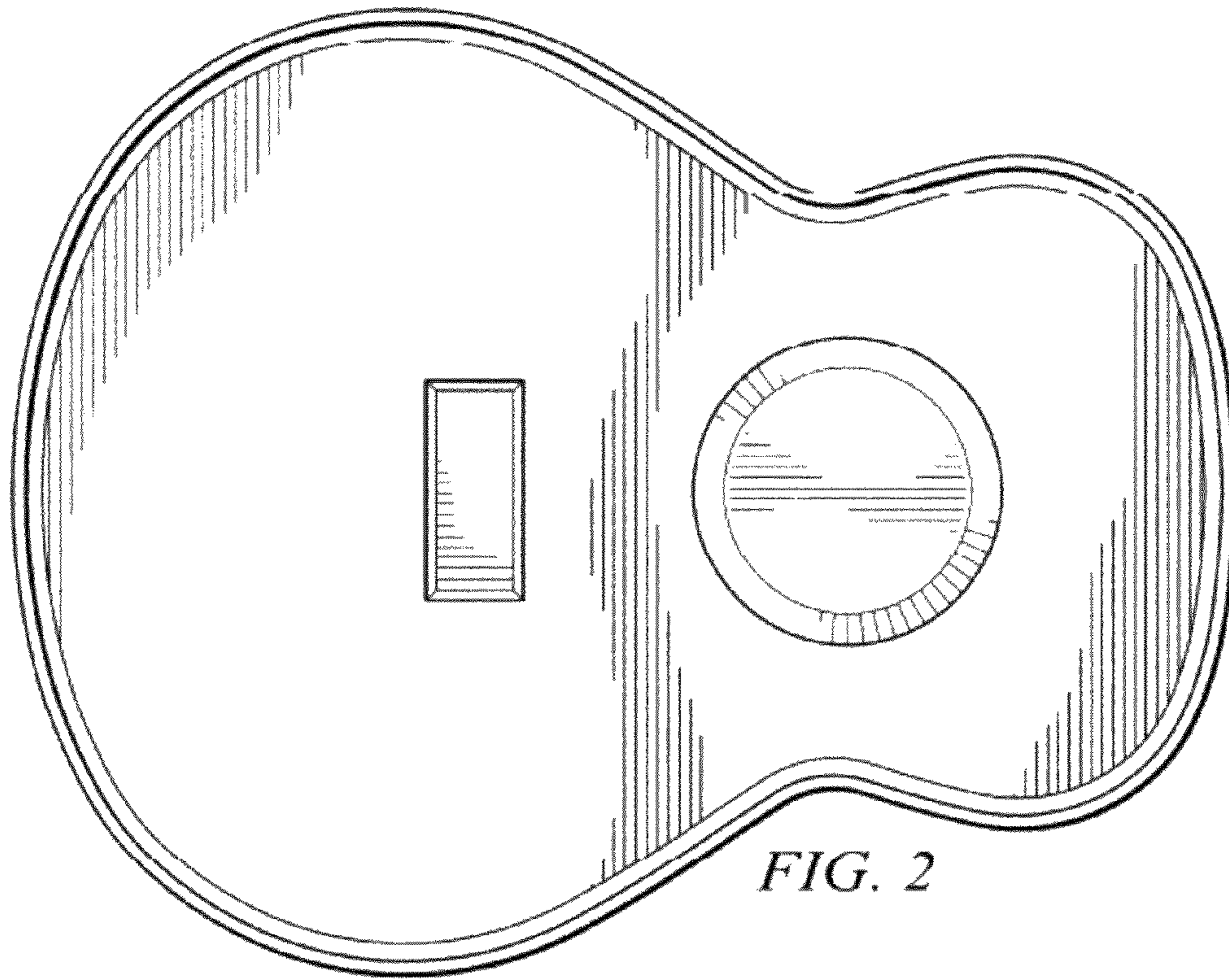


FIG. 2

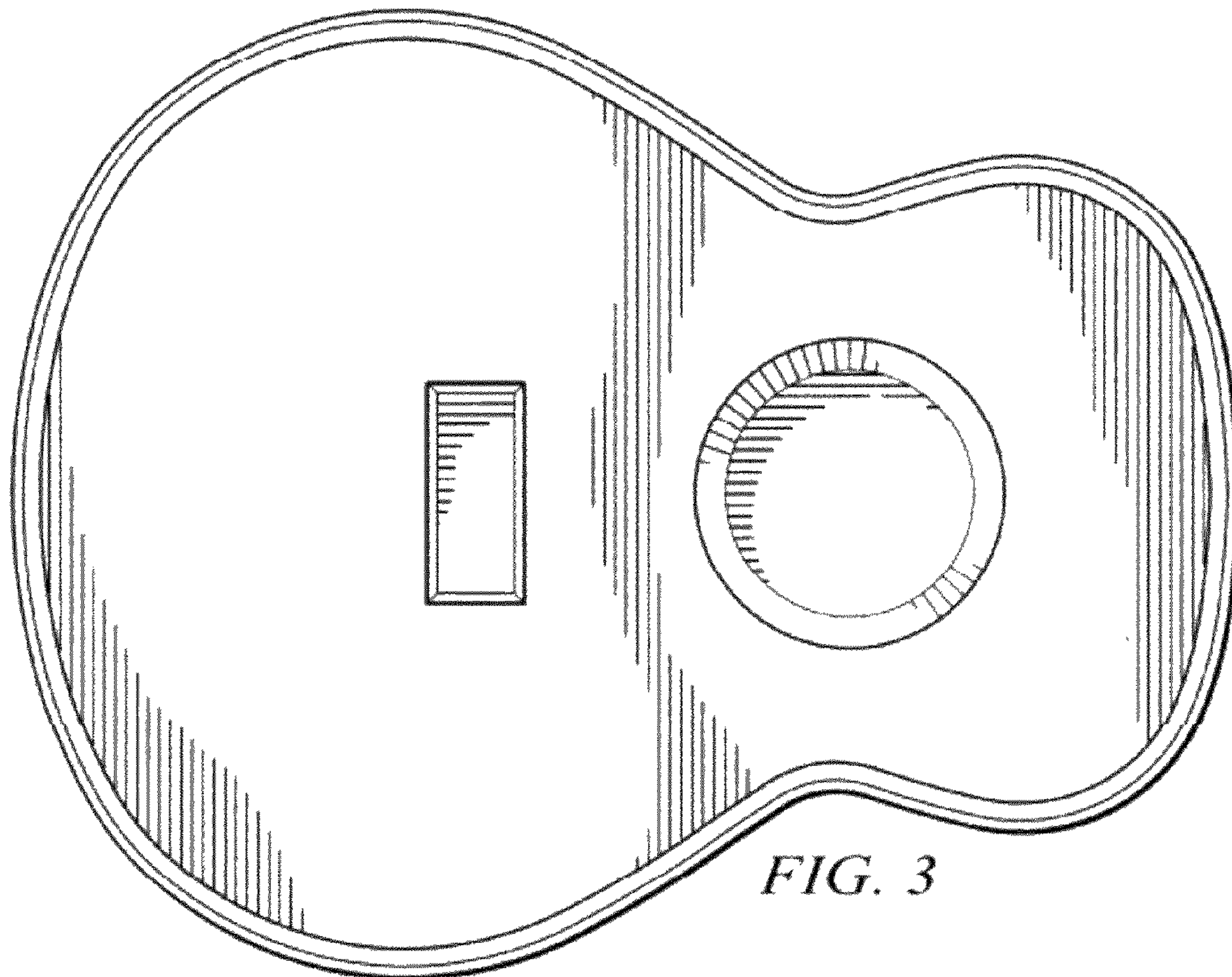


FIG. 3



FIG. 4



FIG. 5



FIG. 6

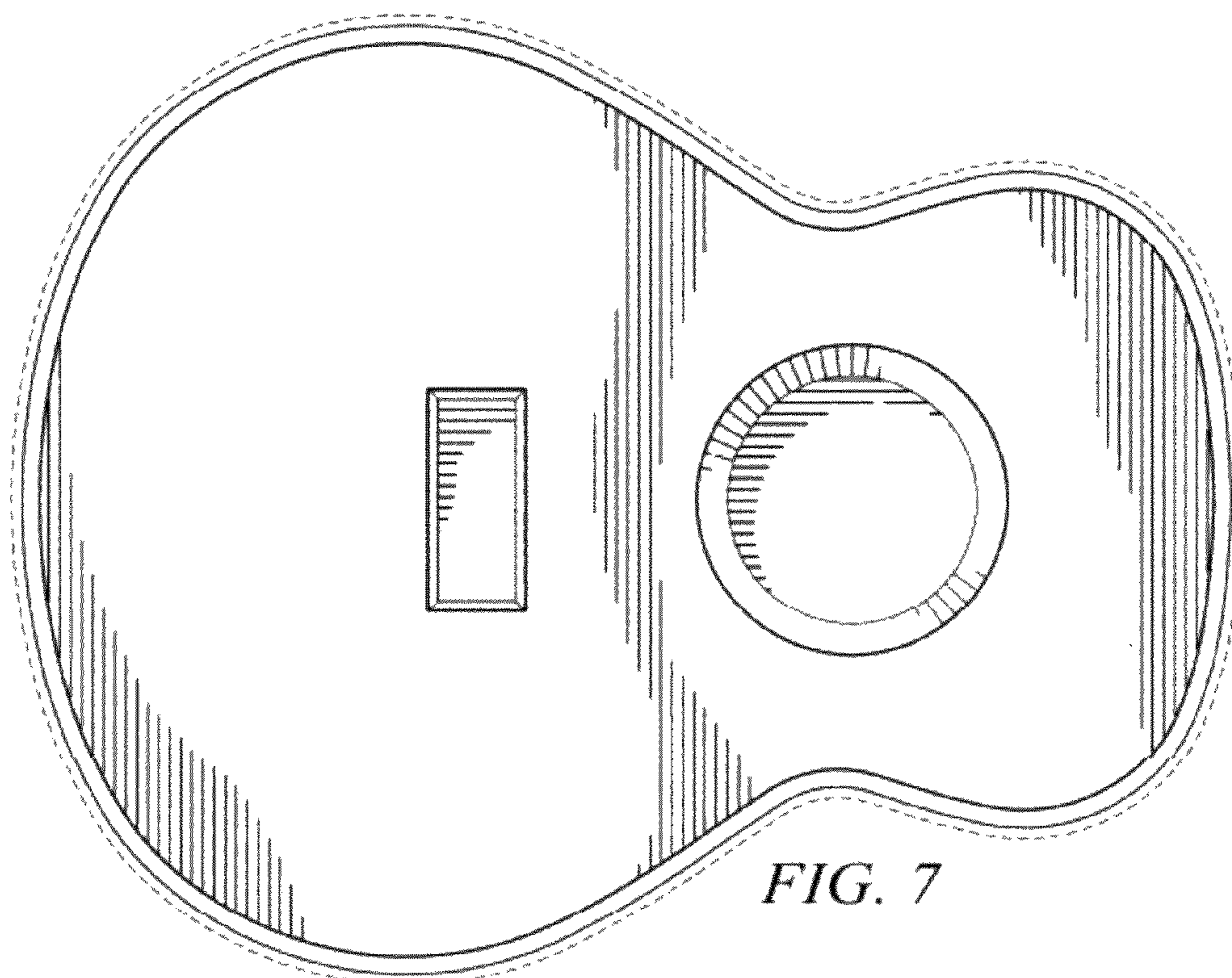


FIG. 7