



US00D657610S

(12) **United States Design Patent**  
**Gupta et al.**

(10) **Patent No.:** **US D657,610 S**

(45) **Date of Patent:** **\*\* Apr. 17, 2012**

(54) **BOWL COVER**

(75) Inventors: **Juhi Gupta**, Eden Prairie, MN (US);  
**Steve Campbell**, Lakeville, MN (US)

(73) Assignee: **Zuna Enterprises, LLC**, Eden Prairie,  
MN (US)

(\*\*) Term: **14 Years**

(21) Appl. No.: **29/375,471**

(22) Filed: **Sep. 22, 2010**

(51) **LOC (9) Cl.** ..... **07-02**

(52) **U.S. Cl.** ..... **D7/354**

(58) **Field of Classification Search** ..... D7/305-311,  
D7/317-318, 391, 354-363, 368, 372, 376-386,  
D7/396.4, 412-415, 542, 565, 601, 665, 693;  
D9/428-429; 99/348, 508-511, 635; 241/30-37.5,  
241/46.01, 46.016, 92, 101.01-101.2, 166-169.1,  
241/199.12, 282.1-282.2, 285.1-285.3, 291,  
241/292.1; 366/64-67, 98, 129-130, 142,  
366/197-211, 241-256, 279-292, 325.4,  
366/341-347; 416/75-76, 70 R, 163  
See application file for complete search history.

(56) **References Cited**

**U.S. PATENT DOCUMENTS**

D52,692 S \* 11/1918 Beiswanger ..... D7/565  
3,432,108 A \* 3/1969 Enright ..... 241/46.016  
D254,702 S \* 4/1980 Tsuji et al. .... D7/665

4,549,811 A \* 10/1985 Schiffner et al. .... 366/129  
D315,657 S \* 3/1991 Ruttimann ..... D7/412  
D323,097 S \* 1/1992 Picozza ..... D7/542  
D324,324 S \* 3/1992 Picozza ..... D7/565  
D445,297 S \* 7/2001 Atkins et al. .... D7/396.4  
D460,663 S \* 7/2002 Seager ..... D7/565  
D574,705 S \* 8/2008 Kortleven ..... D9/428  
D613,559 S \* 4/2010 Goodman et al. .... D7/601  
D638,290 S \* 5/2011 Cimmerer et al. .... D9/429

\* cited by examiner

*Primary Examiner* — Ricky Pham

(74) *Attorney, Agent, or Firm* — Faegre Baker Daniels LLP

(57) **CLAIM**

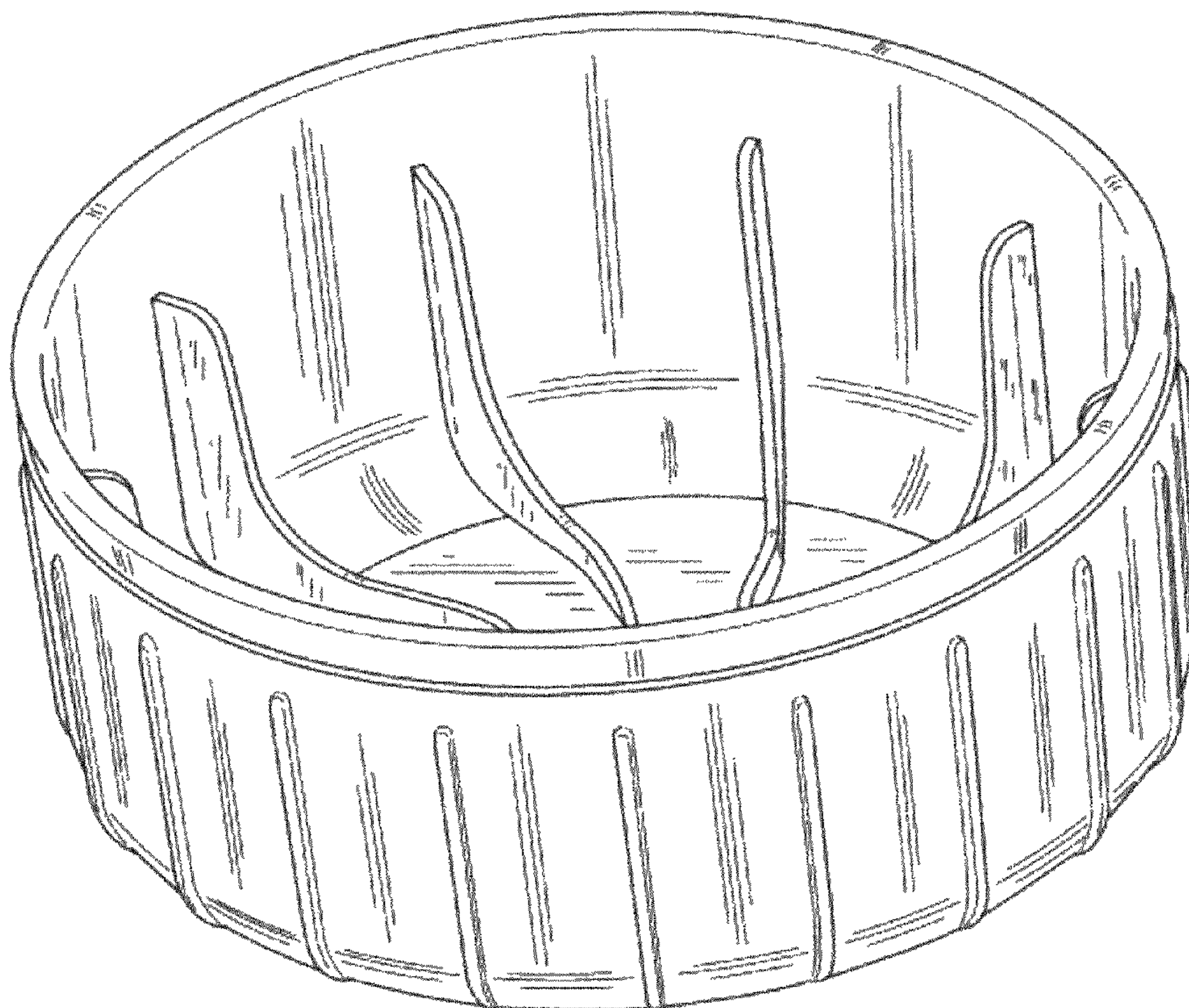
The ornamental design for bowl cover, as shown and described.

**DESCRIPTION**

FIG. 1 is a front and top perspective view;  
FIG. 2 is a back and top perspective view;  
FIG. 3 is a front elevation view, and the back, left side, and right side elevation views are identical to the front elevation view of FIG. 3;  
FIG. 4 is a top view; and,  
FIG. 5 is a bottom view.

The broken line showing of the bottom of the bowl cover is for illustrative purpose only and forms no part of the claimed design. The illustrated bowl cover is rotationally symmetrical.

**1 Claim, 5 Drawing Sheets**





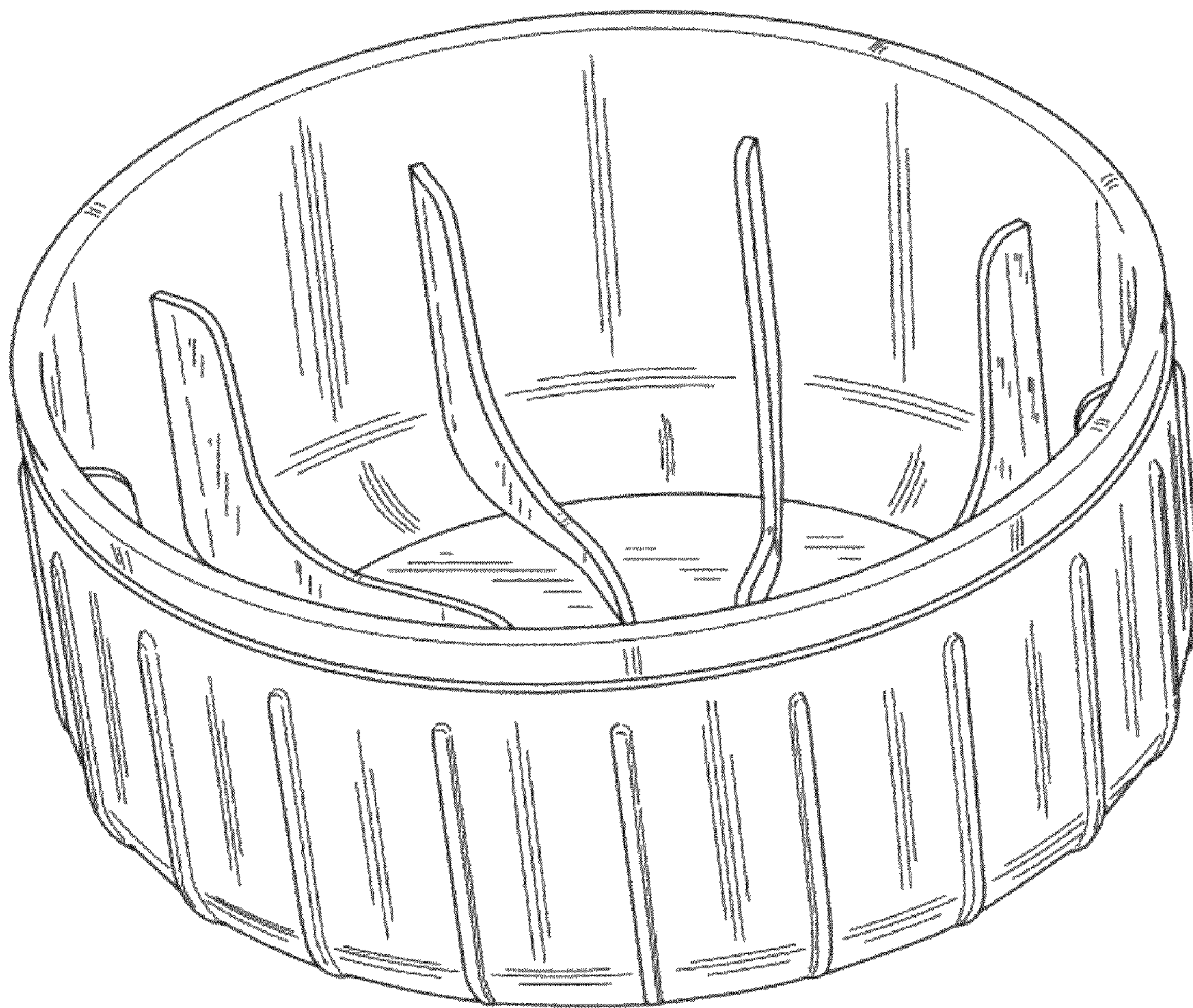


FIG. 1



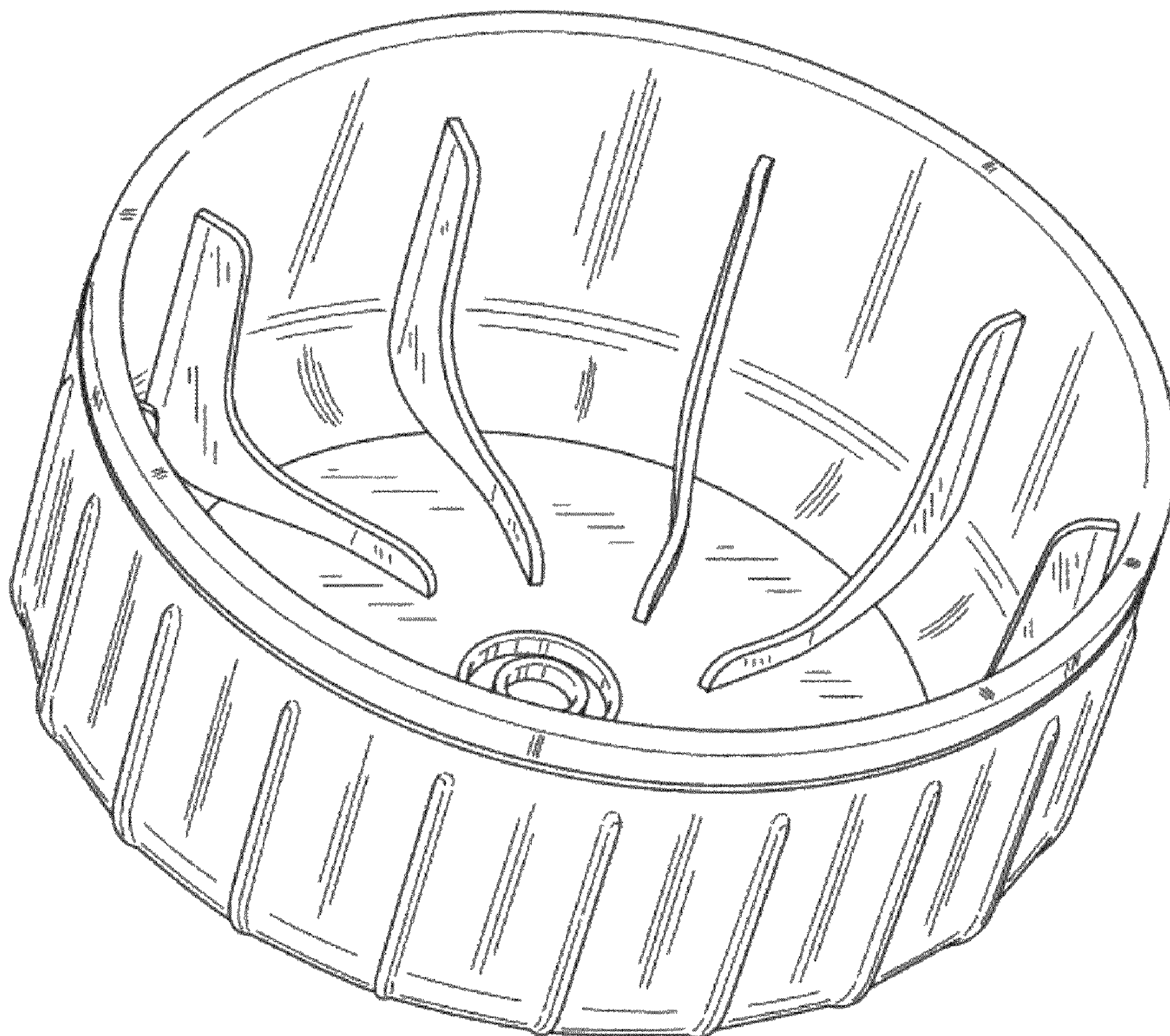


FIG.2

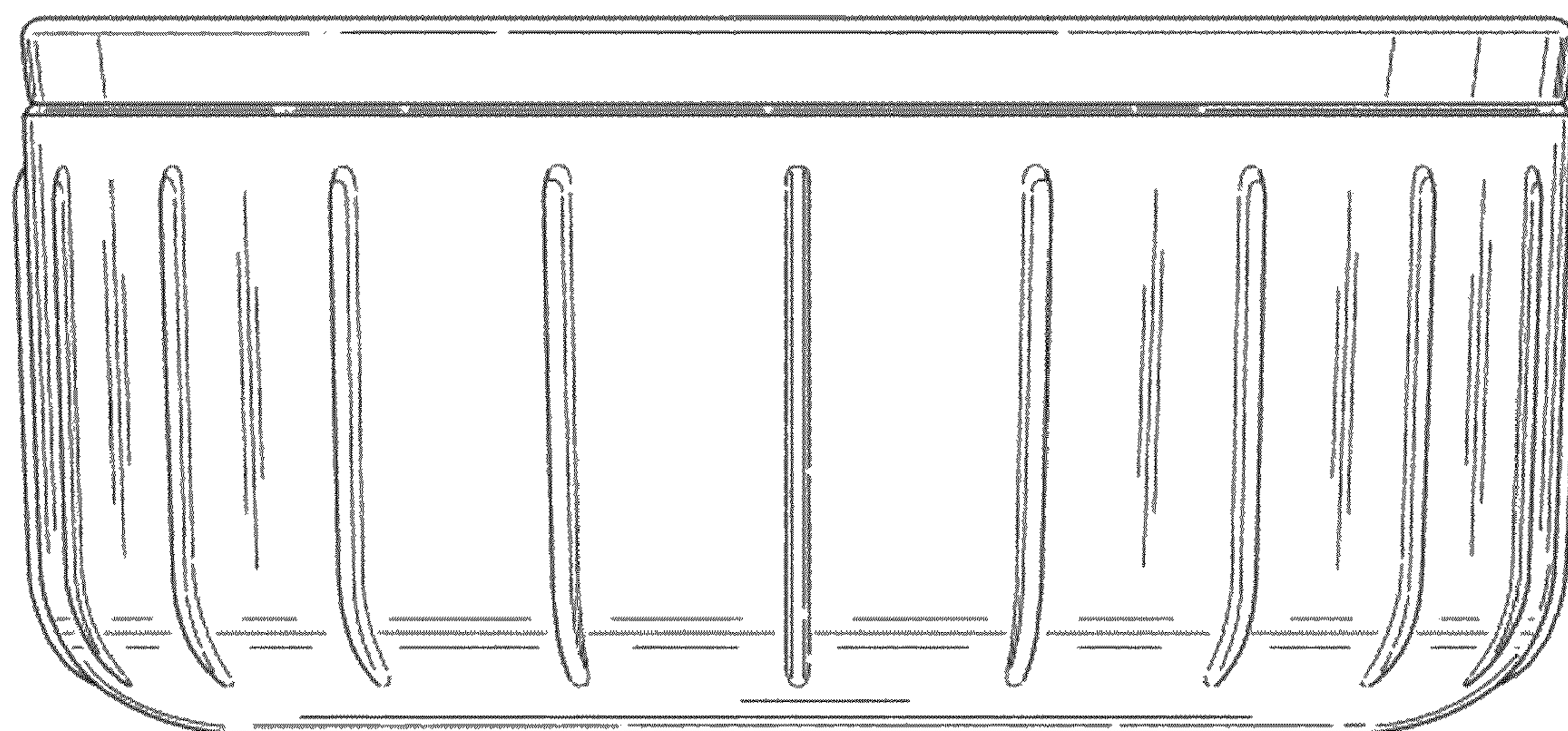


FIG.3






FIG.4

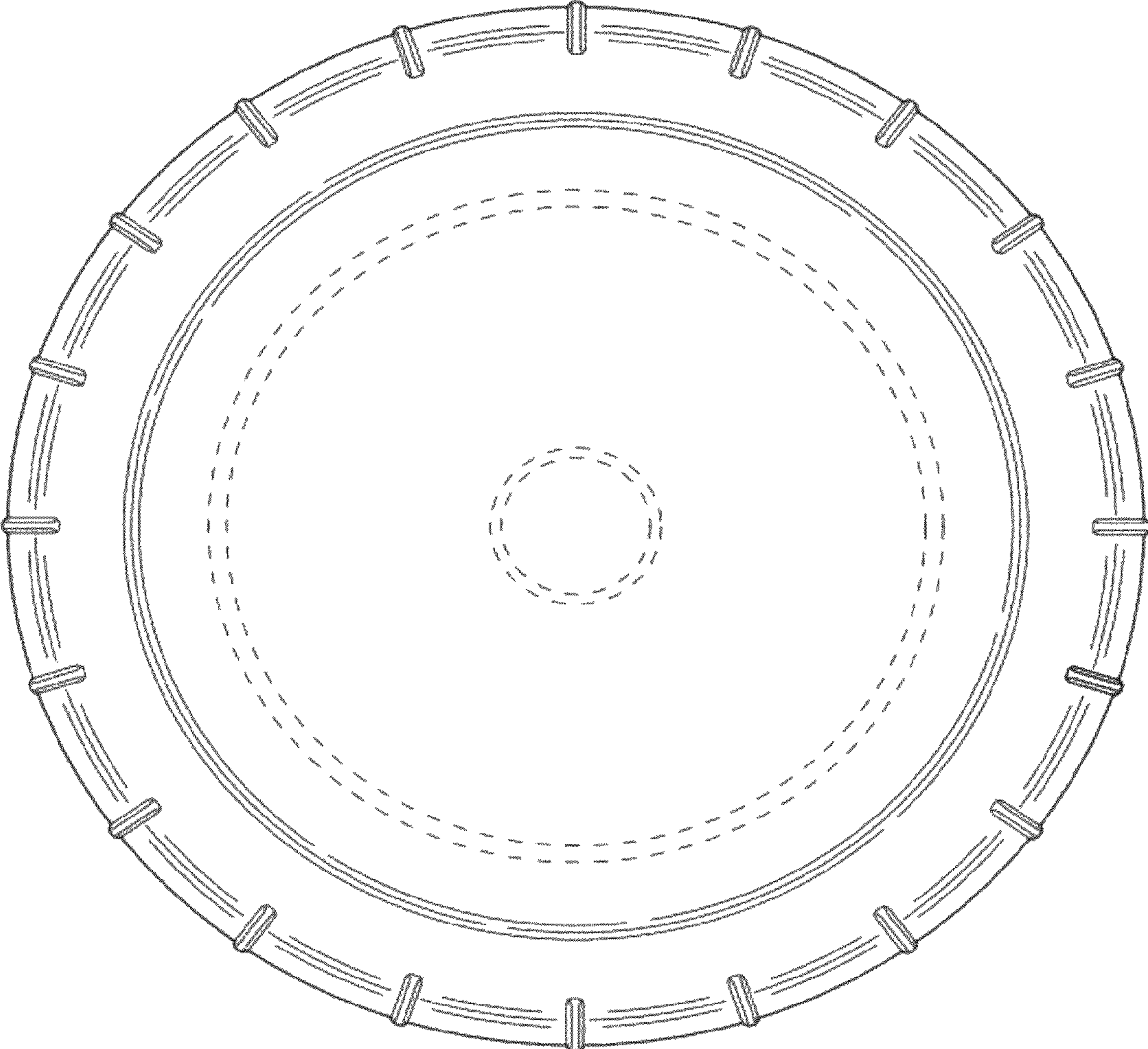


FIG.5