



US00D657604S

(12) **United States Design Patent**
Chen

(10) **Patent No.:** **US D657,604 S**

(45) **Date of Patent:** **** Apr. 17, 2012**

(54) **CUSHION**

(75) **Inventor:** **Fu-Chieng Chen, Taipei (TW)**

(73) **Assignee:** **Formosa Sounding Corp., Taipei (TW)**

(**) **Term:** **14 Years**

(21) **Appl. No.:** **29/391,057**

(22) **Filed:** **May 3, 2011**

(51) **LOC (9) Cl.** **06-09**

(52) **U.S. Cl.** **D6/601**

(58) **Field of Classification Search** D6/595,
D6/596, 598, 601, 604, 368; 5/630, 633,
5/636, 638, 640, 652-655, 655.3, 656, 655.5;
297/229, 452.26, 452.21, 452.25
See application file for complete search history.

(56) **References Cited**

U.S. PATENT DOCUMENTS

3,393,012 A * 7/1968 Chancellor, Jr. 5/654.1
D377,880 S * 2/1997 Oyama, Jr. D6/601
D386,035 S * 11/1997 Matsler et al. D6/601

D474,637 S * 5/2003 Scheetz D6/601
6,611,980 B2 * 9/2003 Wempe 5/654
7,445,292 B2 * 11/2008 Moule 297/452.25

* cited by examiner

Primary Examiner — Janice Seeger

(74) *Attorney, Agent, or Firm* — Ming Chow; Sinorica, LLC

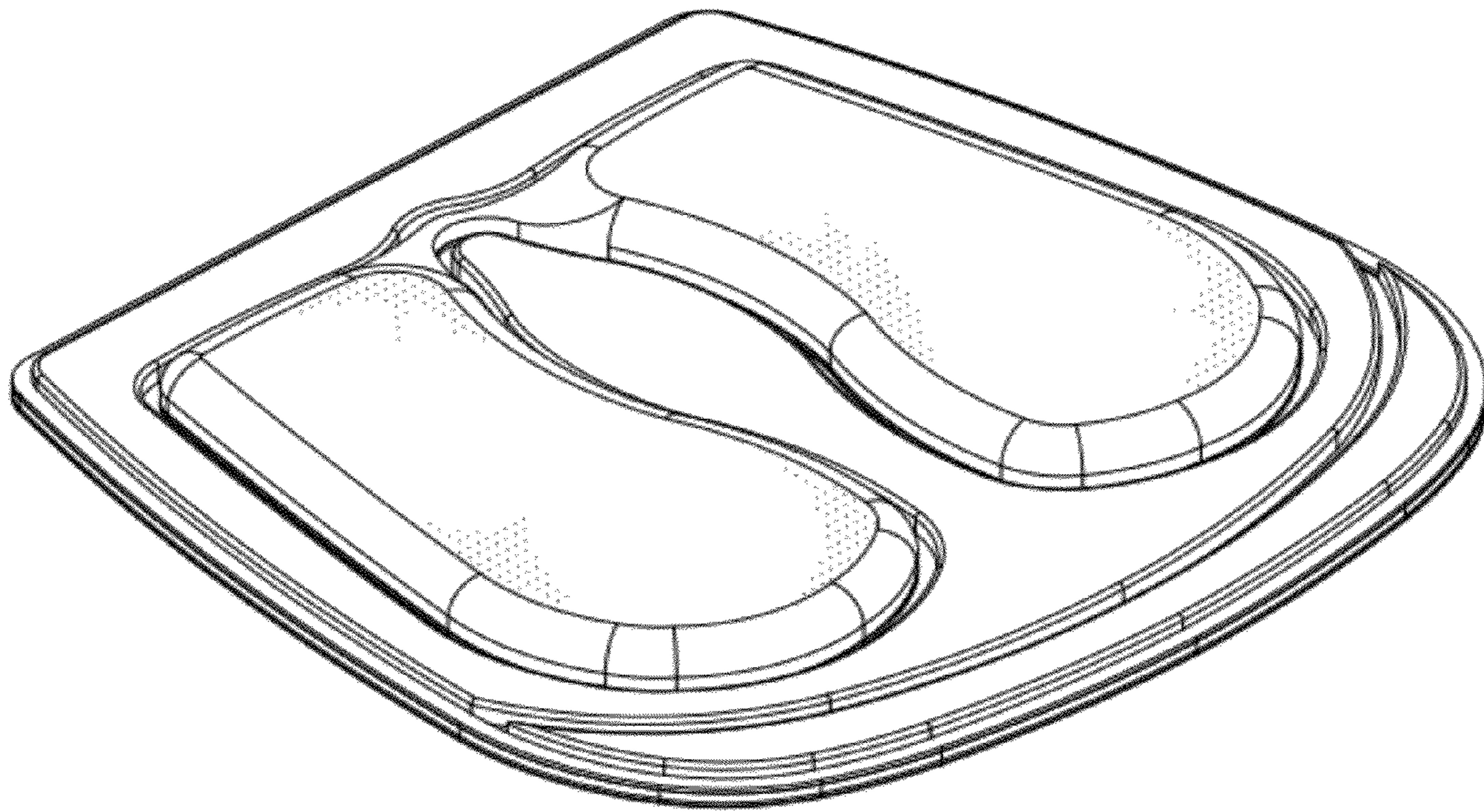
(57) **CLAIM**

The ornamental design for a cushion, as shown.

DESCRIPTION

FIG. 1 is a front right perspective view of a cushion showing my new design;
FIG. 2 is a front perspective view thereof;
FIG. 3 is a rear perspective view thereof;
FIG. 4 is a left side elevation view thereof;
FIG. 5 is a right side elevation view thereof;
FIG. 6 is a top plan view thereof; and,
FIG. 7 is a bottom plan view thereof.
The broken lines are for environmental purposes only and form no part of the claimed design.

1 Claim, 5 Drawing Sheets



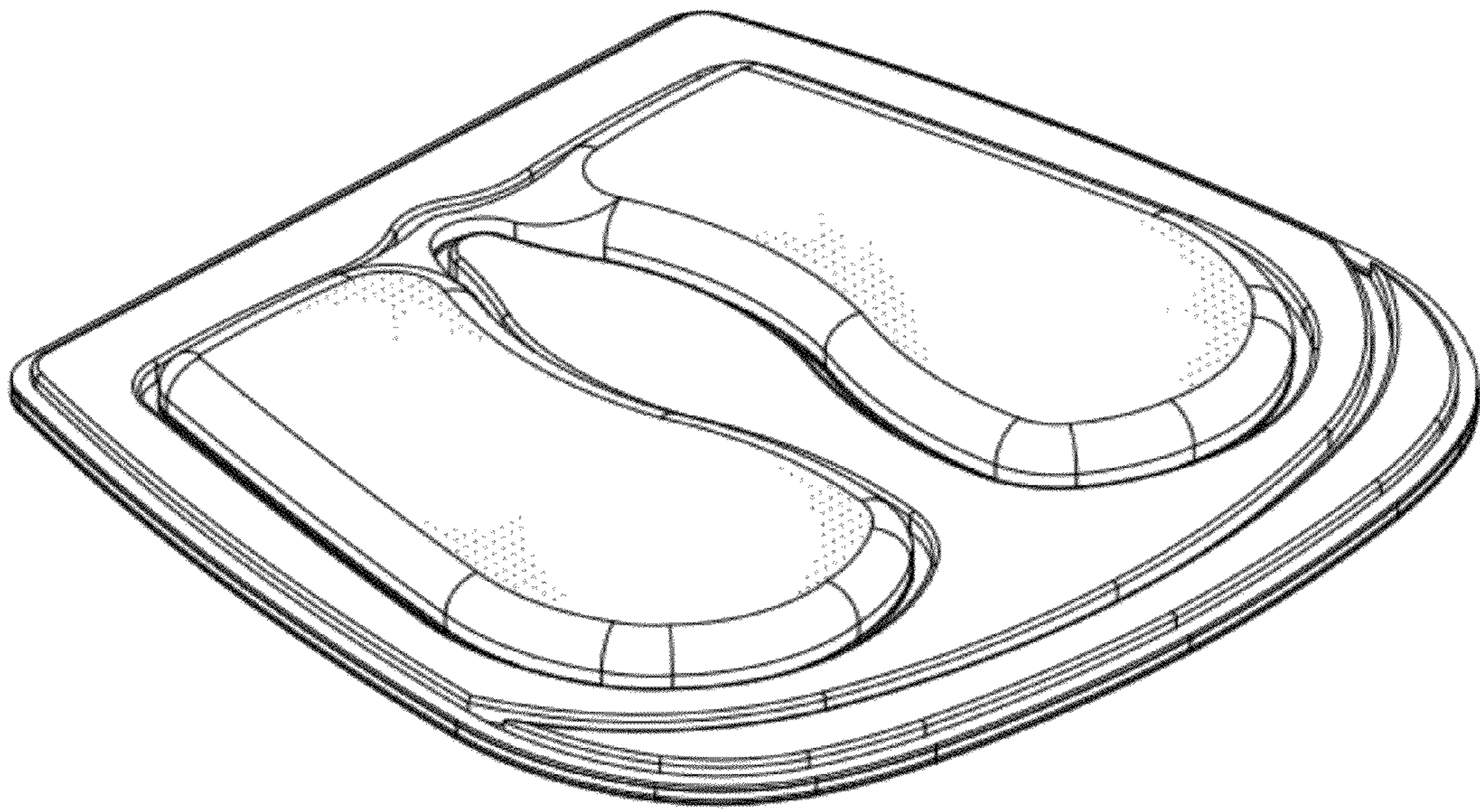


FIG. 1

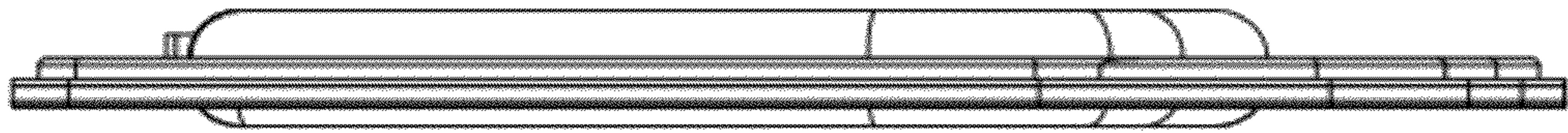


FIG. 2




FIG. 3




FIG. 4

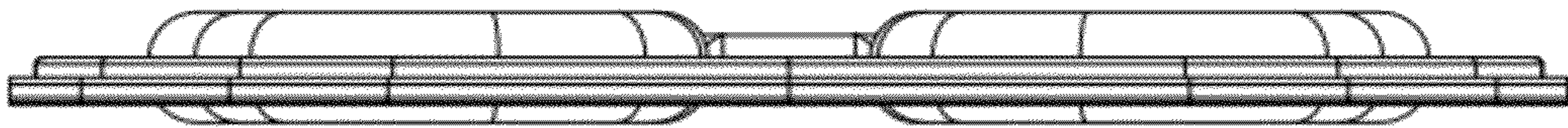


FIG. 5

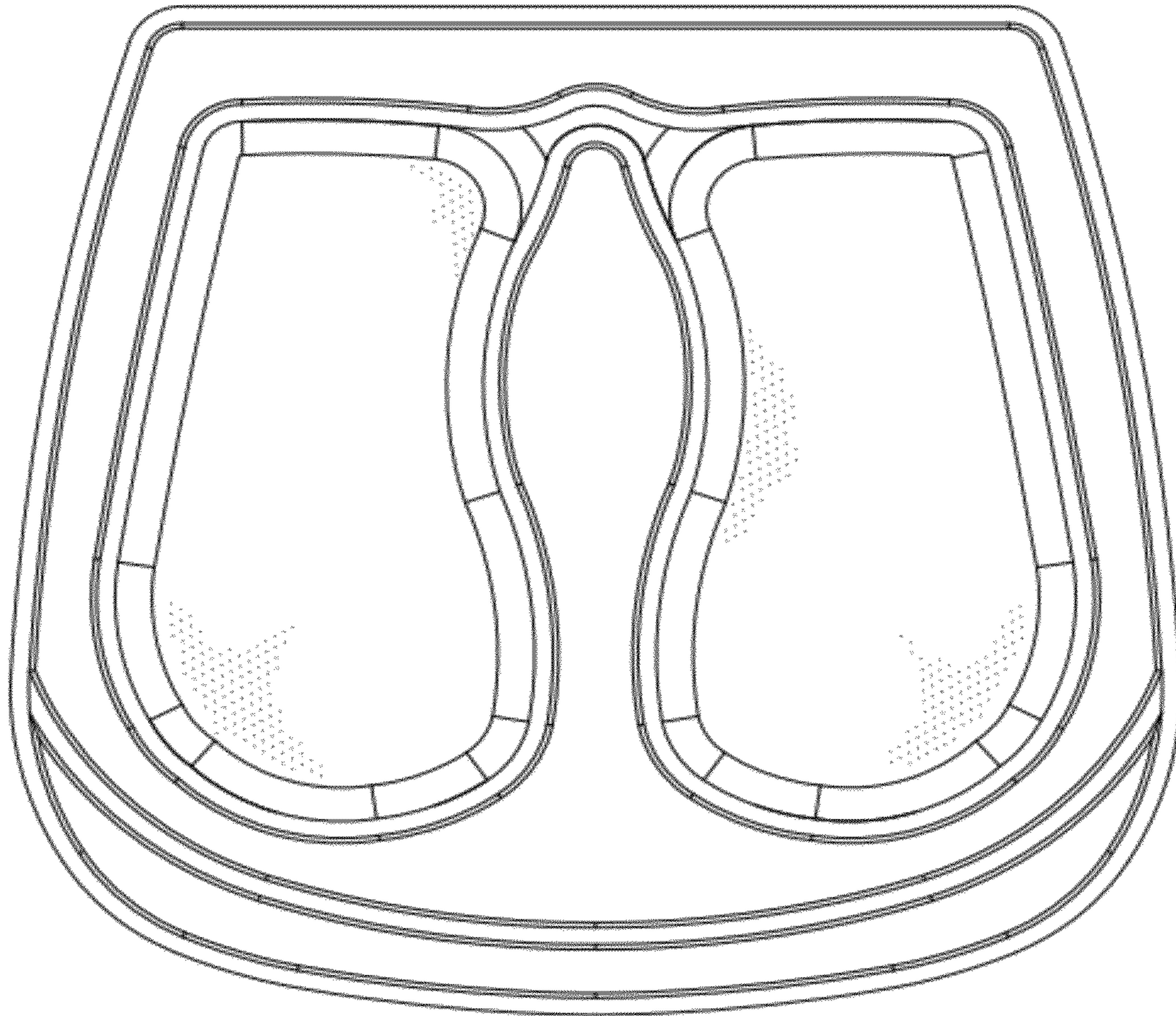


FIG. 6

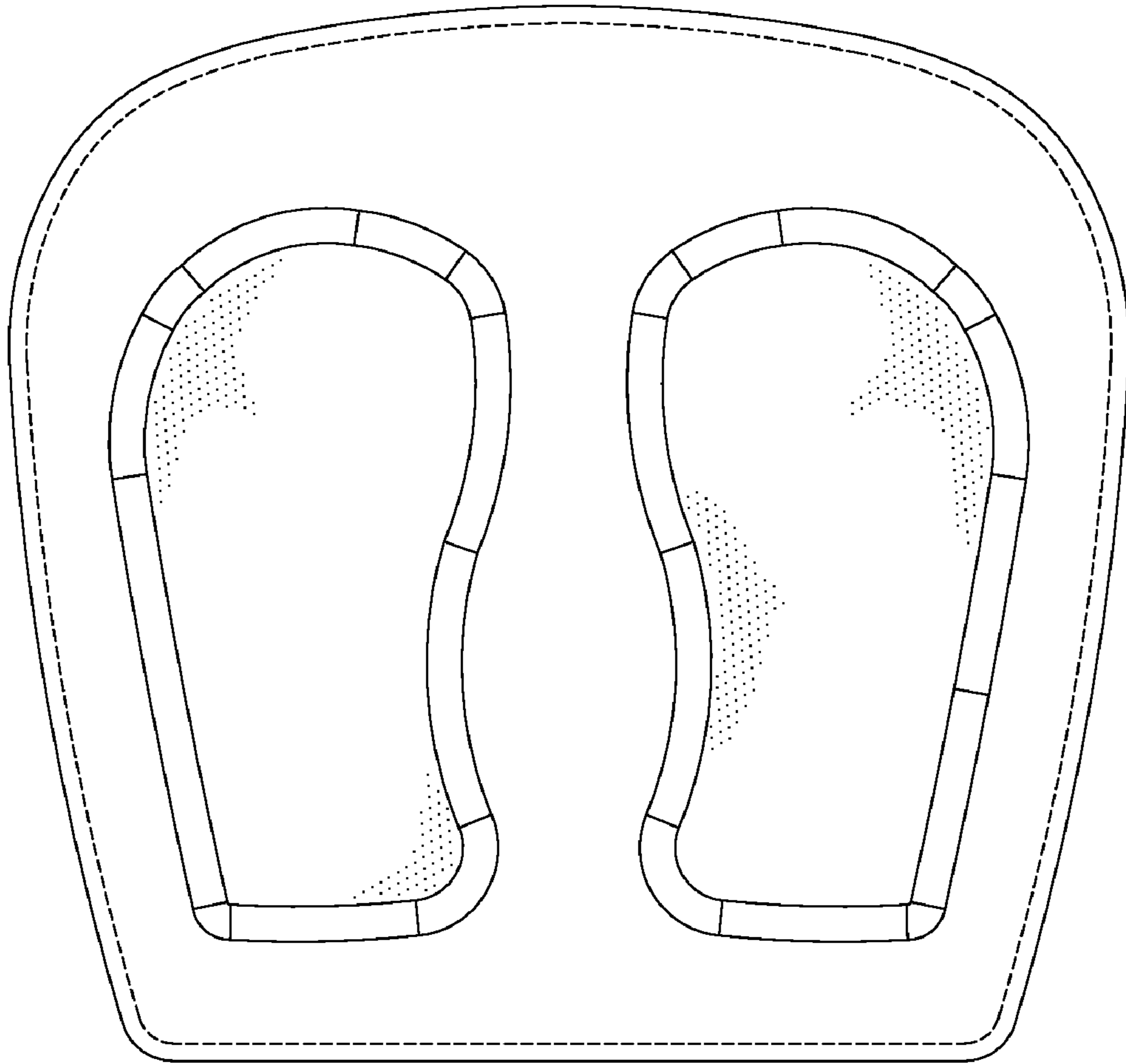


FIG. 7