



US00D657562S

(12) **United States Design Patent**
McNamara

(10) **Patent No.:** **US D657,562 S**
(45) **Date of Patent:** **** Apr. 17, 2012**

(54) **STACKING BIN**

(75) Inventor: **David James McNamara**, Huntsville,
NC (US)

(73) Assignee: **Sterilite Corporation**, Townsend, MA
(US)

(**) Term: **14 Years**

(21) Appl. No.: **29/393,427**

(22) Filed: **Jun. 3, 2011**

(51) **LOC (9) Cl.** **03-01**

(52) **U.S. Cl.** **D3/304**

(58) **Field of Classification Search** D3/304–305,
D3/307–309, 315; D9/424, 432; 206/509–510,
206/557, 564; 211/126.1, 126.2, 126.7, 407
See application file for complete search history.

(56) **References Cited**

U.S. PATENT DOCUMENTS

D292,634 S *	11/1987	Chabot	D3/307
D358,710 S *	5/1995	Meyers et al.	D3/310
D380,299 S *	7/1997	Schlaeger et al.	D3/310
D494,759 S *	8/2004	Louie et al.	D3/304
D495,532 S *	9/2004	Meissen et al.	D6/475
D496,162 S *	9/2004	Garrett et al.	D3/304
6,880,705 B2 *	4/2005	Otting et al.	206/505
D505,788 S *	6/2005	Sorrenti et al.	D3/304
D507,404 S *	7/2005	Moon et al.	D3/304
D578,308 S	10/2008	Simas		
D600,916 S *	9/2009	Schäfer	D3/304
D601,201 S *	9/2009	Nelson	D19/90
D622,507 S *	8/2010	Walter	D3/307
D636,601 S *	4/2011	Brown et al.	D3/304
D636,998 S *	5/2011	Post et al.	D3/306

OTHER PUBLICATIONS

Large ultra wheeled stacking basket (#1282), Sterilite Corporation
Catalogue, 2009, 1 page.
1½ Bushel ultra stacking laundry basket (#1211), Sterilite Corpora-
tion Catalogue, 2009, 1 page.

Nesting Basket, English Box Company, www.englishboxcompany.
co.uk/nesting_containers_english_box.html, Accessed Jun. 3,
2011, 1 page.

Small Flip-N-Stack Baskets, Dial Industries, www.spacesavers.com/
Storage/Storage-Baskets/Small-Flip-N-Stack-Baskets, Accessed
Jun. 3, 2011, 1 page.

* cited by examiner

Primary Examiner — Caron D Veynar

Assistant Examiner — Kelley Donnelly

(74) *Attorney, Agent, or Firm* — Wilmer Cutler Pickering
Hale and Dorr LLP

(57) **CLAIM**

The ornamental design for a stacking bin, as shown and
described.

DESCRIPTION

FIG. 1 is a top, front and left side perspective view of a first
embodiment of a stacking bin showing my new design;

FIG. 2 is a front elevational view thereof, the rear view being
a mirror image thereof;

FIG. 3 is a left side elevational view thereof, the right side
view being a mirror image thereof;

FIG. 4 is a top plan view thereof;

FIG. 5 is a bottom plan view thereof;

FIG. 6 is a top, front and left side perspective view of a second
embodiment of a stacking bin showing my new design;

FIG. 7 is a front elevational view of a second embodiment
thereof, the rear view being a mirror image;

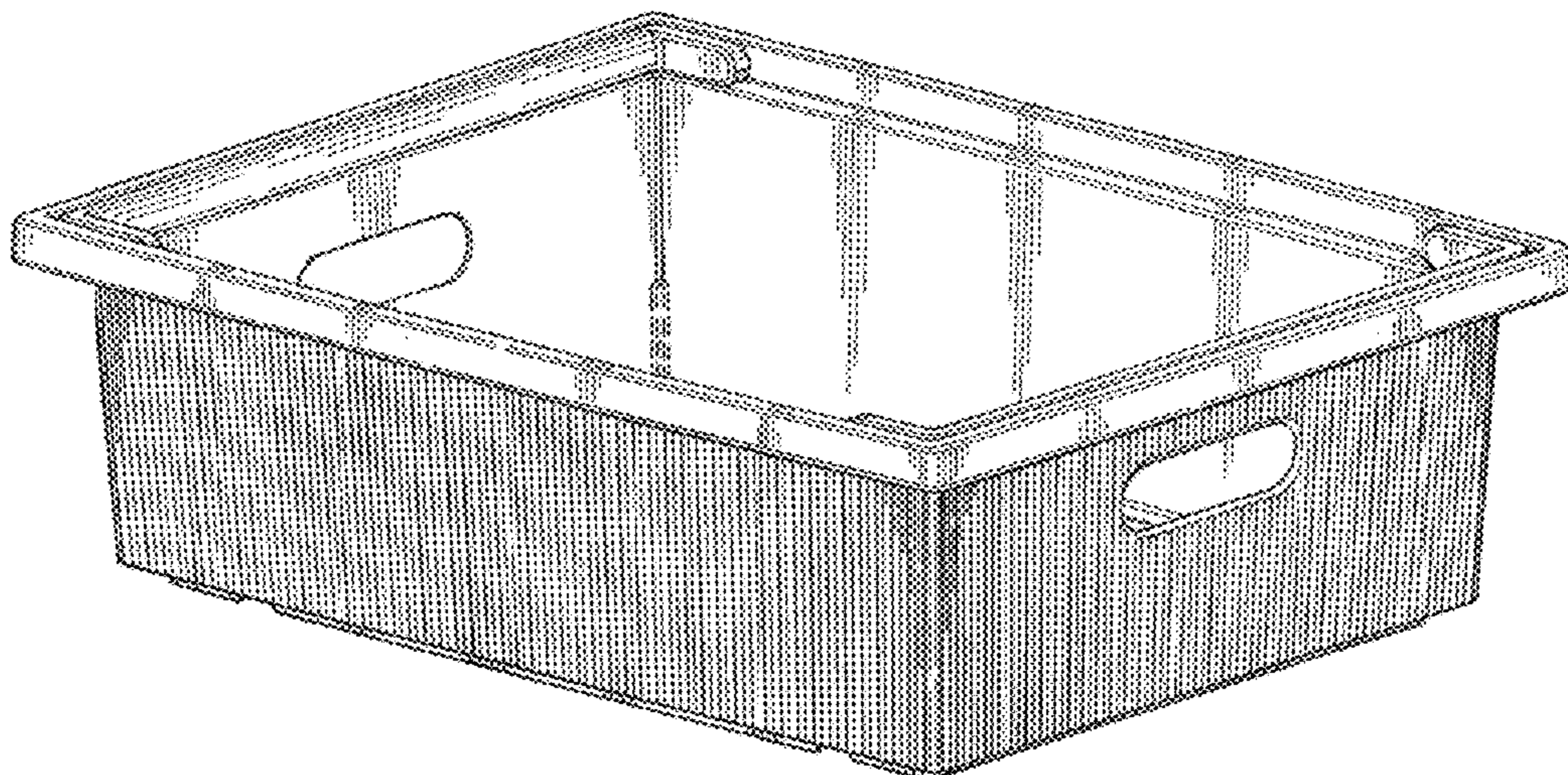
FIG. 8 is a left side elevational view of a second embodiment
thereof, the right side view being a mirror image;

FIG. 9 is a top plan view of a second embodiment thereof;
and,

FIG. 10 is a bottom plan view of a second embodiment
thereof.

The broken lines showing are included for the purpose of
illustrating environment of the design and form no part of the
claimed design.

1 Claim, 10 Drawing Sheets



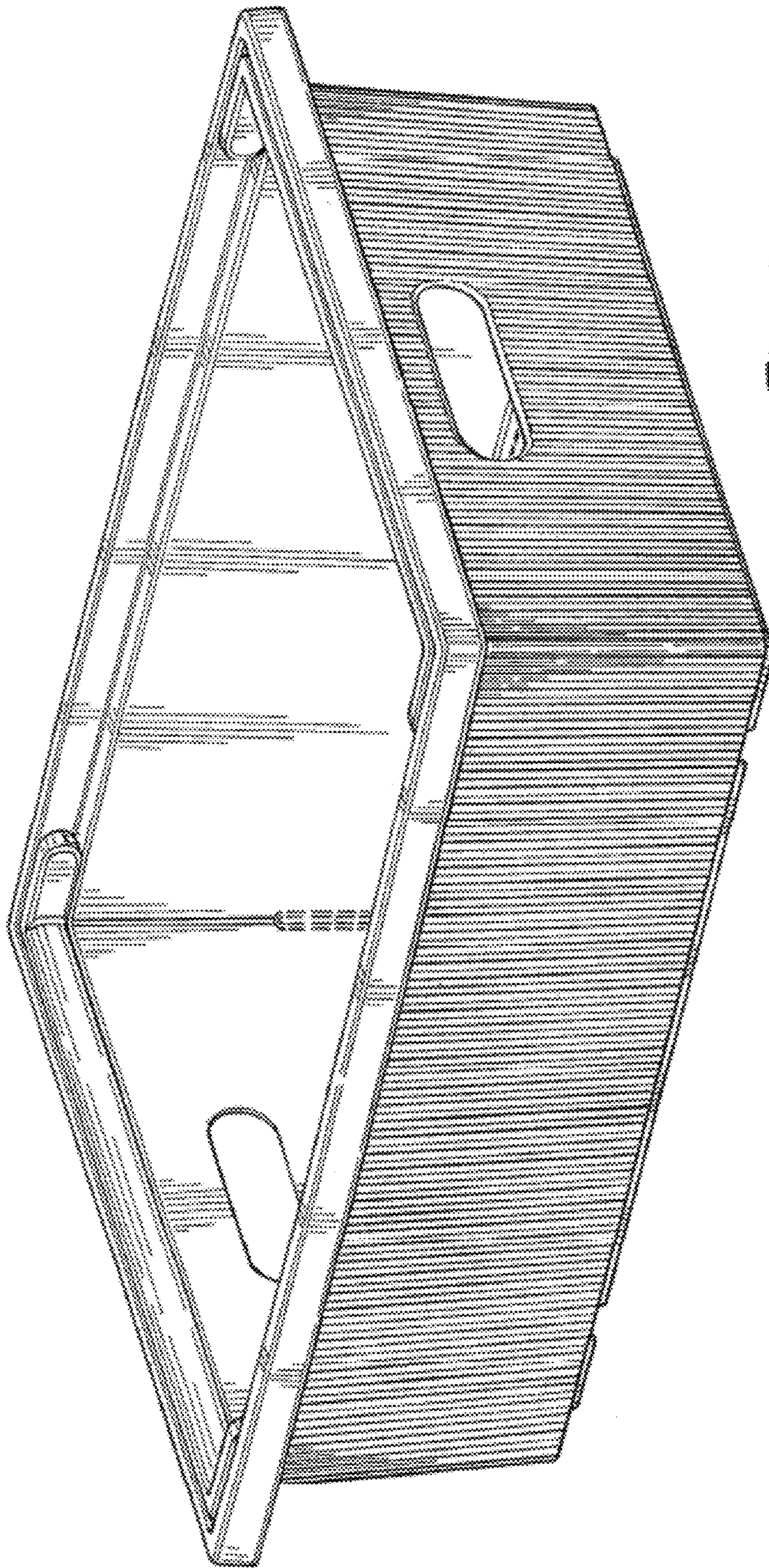


Fig. 1

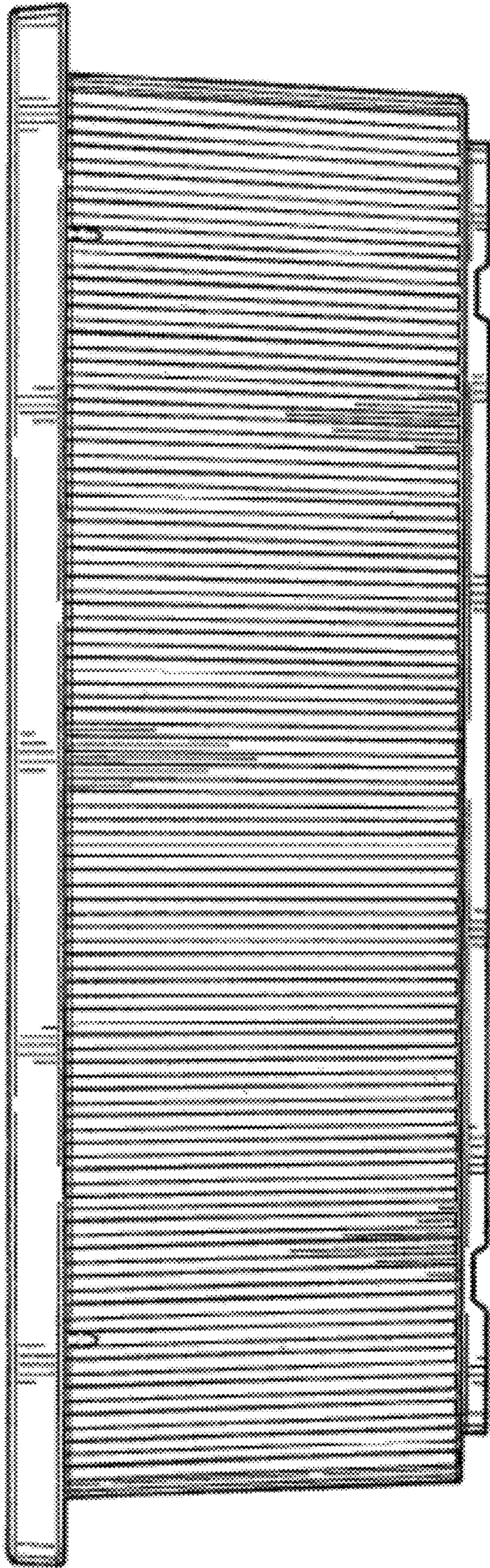


Fig. 2

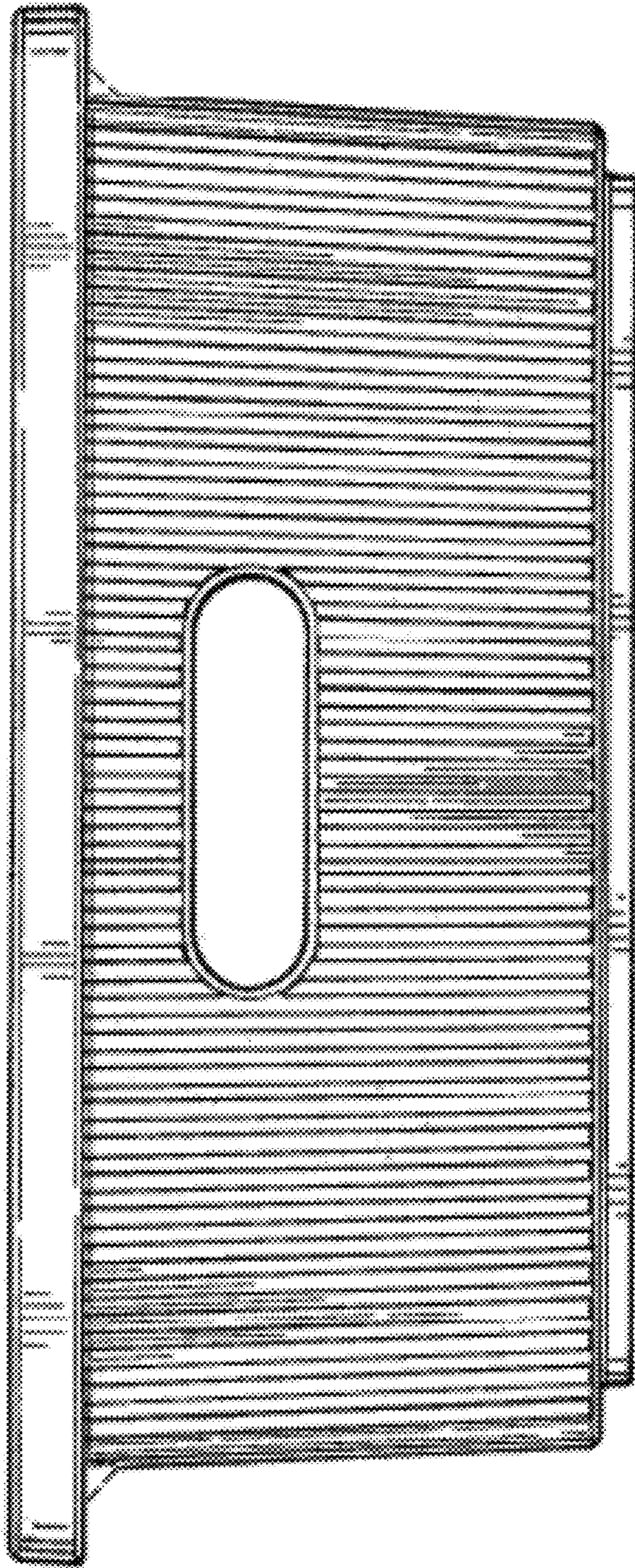


Fig. 3




Fig. 4




Fig. 5

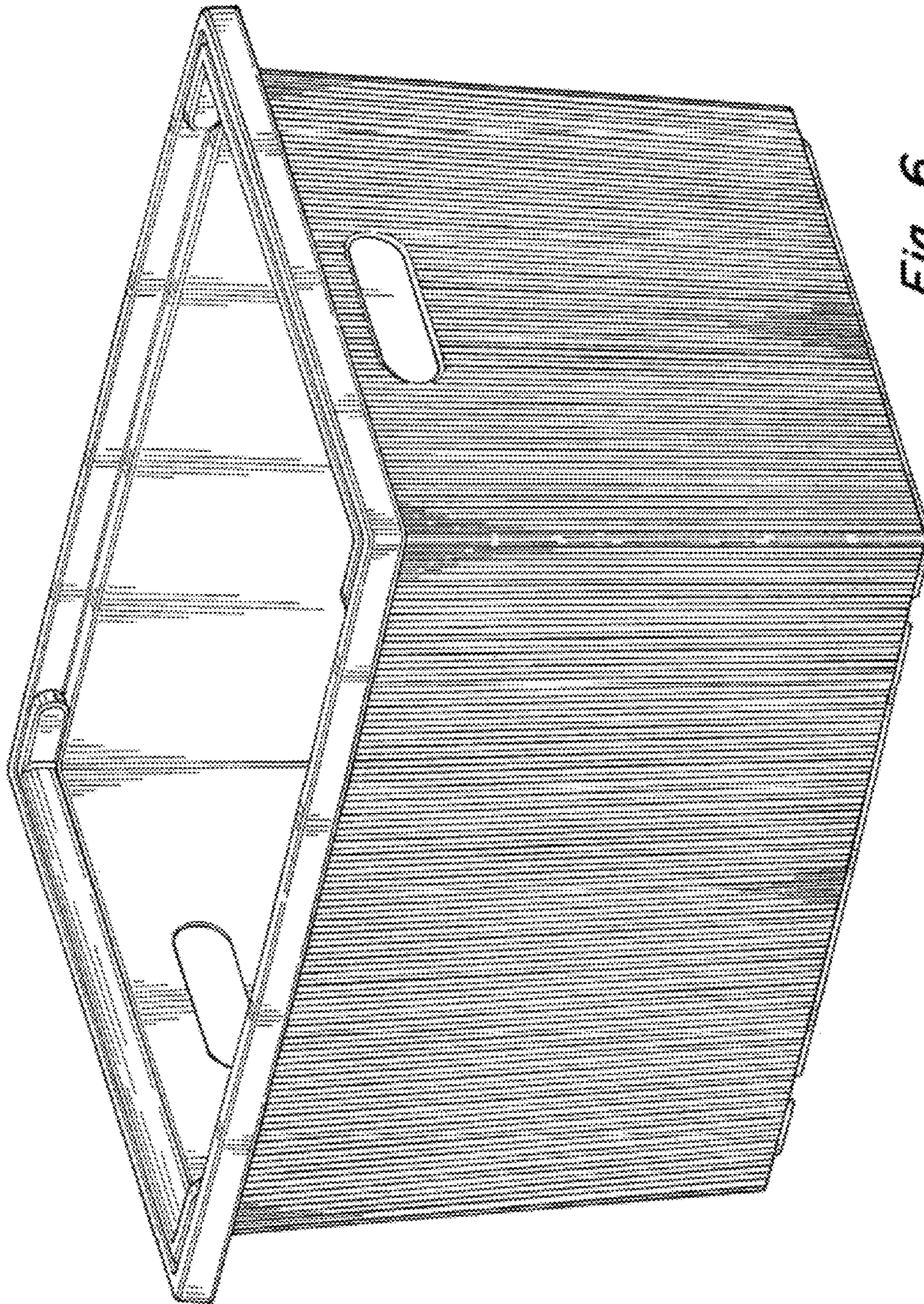


Fig. 6




Fig. 7

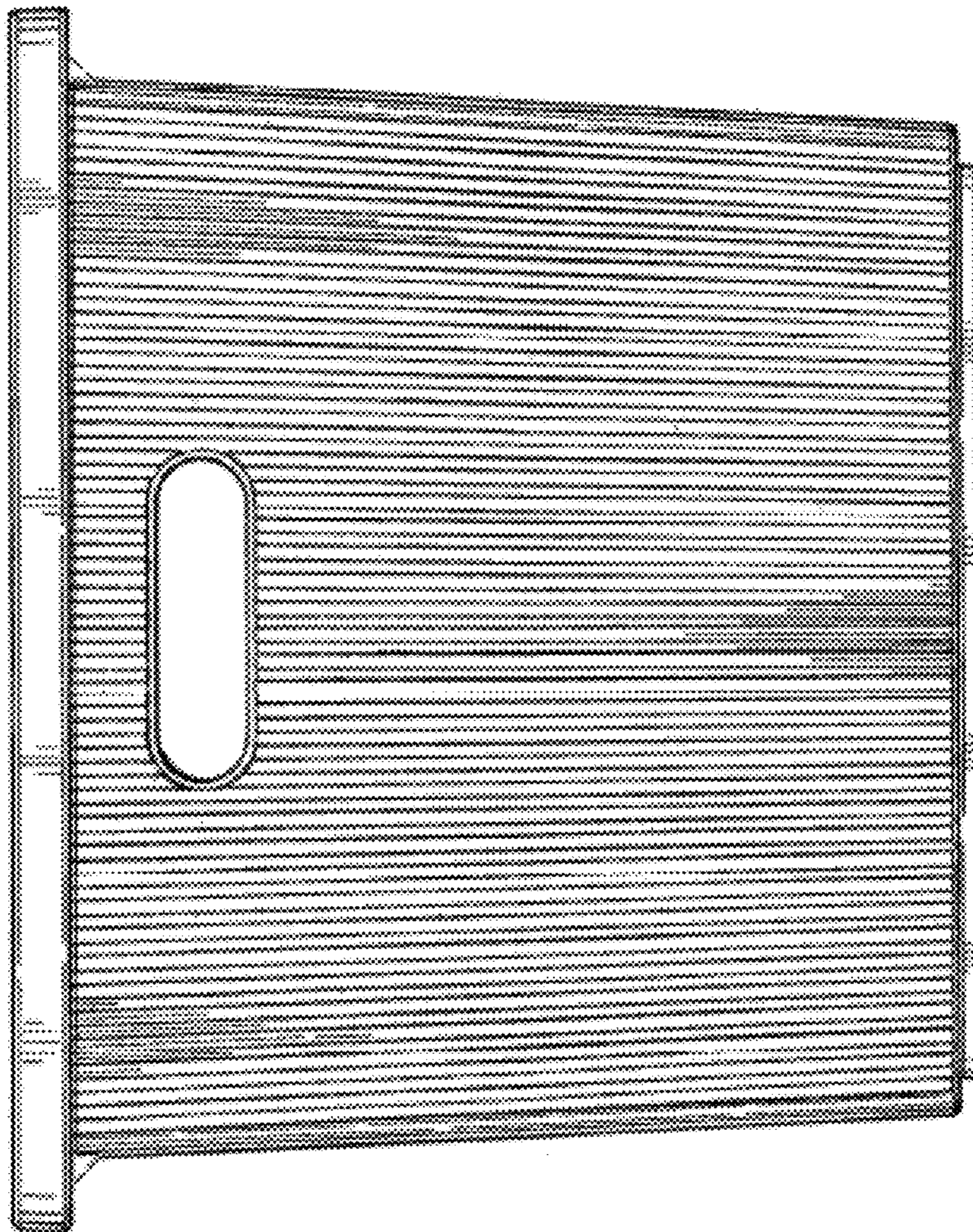


Fig. 8




Fig. 9




Fig. 10