



US00D657557S

(12) **United States Design Patent**  
**Deinert**

(10) **Patent No.:** **US D657,557 S**

(45) **Date of Patent:** **\*\* Apr. 17, 2012**

(54) **MULTIPLE BUSINESS CARD HOLDER  
HAVING AN ELASTIC CLOSURE STRAP**

(76) Inventor: **Cliff Deinert**, Jamestown, RI (US)

(\*\*) Term: **14 Years**

(21) Appl. No.: **29/386,162**

(22) Filed: **Feb. 25, 2011**

**Related U.S. Application Data**

(63) Continuation-in-part of application No. 29/368,097,  
filed on Aug. 18, 2010, now Pat. No. Des. 641,551.

(51) **LOC (9) Cl.** ..... **03-01**

(52) **U.S. Cl.** ..... **D3/247**

(58) **Field of Classification Search** ..... D3/247,  
D3/249, 253; D19/26, 90-91; 206/425,  
206/449, 39.6; 150/135

See application file for complete search history.

(56) **References Cited**

**U.S. PATENT DOCUMENTS**

D223,644	S	*	5/1972	Croon	.....	D3/247
3,946,781	A	*	3/1976	Reis	.....	150/143
D256,475	S	*	8/1980	McDanles	.....	D19/26
D284,822	S		7/1986	Walsh		
D324,883	S		3/1992	Demirjian		
5,092,062	A		3/1992	Palka		
D325,393	S	*	4/1992	Schertz et al.	.....	D19/26
D325,673	S	*	4/1992	Bell et al.	.....	D3/247
D337,610	S	*	7/1993	Mixon	.....	D19/26
D337,617	S		7/1993	Hall, Jr.		
D390,053	S		2/1998	Waters		
D392,806	S		3/1998	Lee		
6,282,826	B1		9/2001	Richards		
D467,420	S	*	12/2002	Bodony et al.	.....	D3/249
D567,849	S	*	4/2008	Bharma	.....	D19/26
D641,551	S	*	7/2011	Deinert	.....	D3/247
2006/0207129	A1		9/2006	Parsley		
2007/0096455	A1		5/2007	Heap		

\* cited by examiner

*Primary Examiner* — Cynthia M Chin

*Assistant Examiner* — Sheryl Lane

(74) *Attorney, Agent, or Firm* — John H. Pearson, Jr., Esq.;  
Walter F. Dawson, Esq.; Pearson & Pearson, LLP.

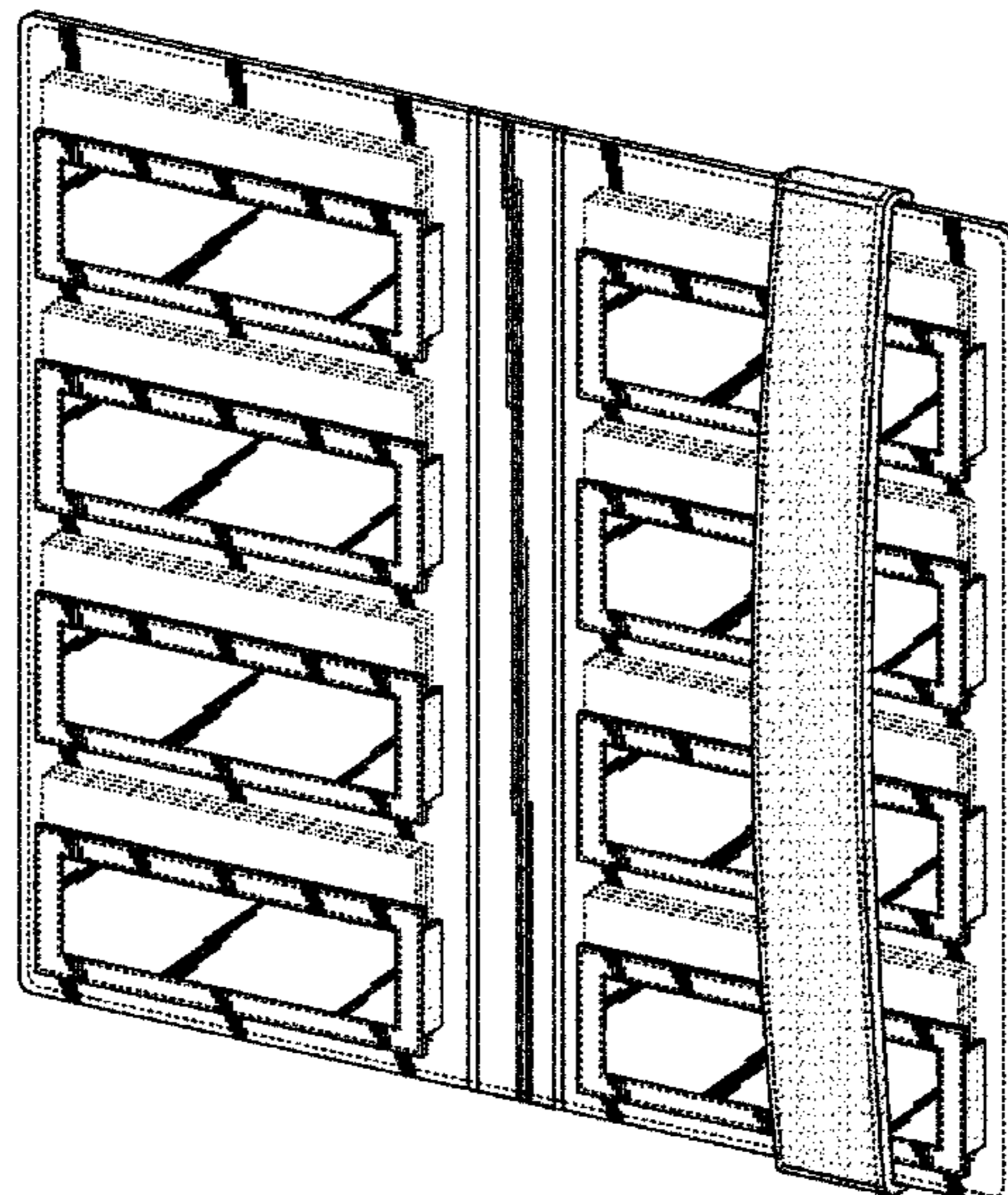
(57) **CLAIM**

The ornamental design for a multiple business card holder  
having an elastic closure strap, as shown and described.

**DESCRIPTION**

FIG. 1 is a front perspective view of a multiple business card holder having an elastic closure strap;  
 FIG. 2 is a front elevational view thereof;  
 FIG. 3 is a back elevational view thereof;  
 FIG. 4 is a left side elevational view thereof;  
 FIG. 5 is a right side elevational view thereof;  
 FIG. 6 is a top plan view thereof;  
 FIG. 7 is a bottom plan view thereof;  
 FIG. 8 is a front perspective view of the multiple business card holder having an elastic closure strap in a closed position showing the elastic closure strap stretched to fit around the outside of the closed business card holder.  
 FIG. 9 is a front perspective view of the multiple business card holder having an elastic closure strap, the strap being partially removed to show all of the card holder pockets; and,  
 FIG. 10 is a front elevational view of the multiple business card holder having an elastic closure strap, the elastic closure strap being partially removed to show all of the card holder pockets.  
 The broken line showing of multiple business cards in pockets is included for purpose of illustrating environment and forms no part of the claimed design.  
 The broken line showing of the stitching shown as a perimeter around the base of the card holder, the individual card holder pockets, and the strap is part of the claimed design.

**1 Claim, 8 Drawing Sheets**



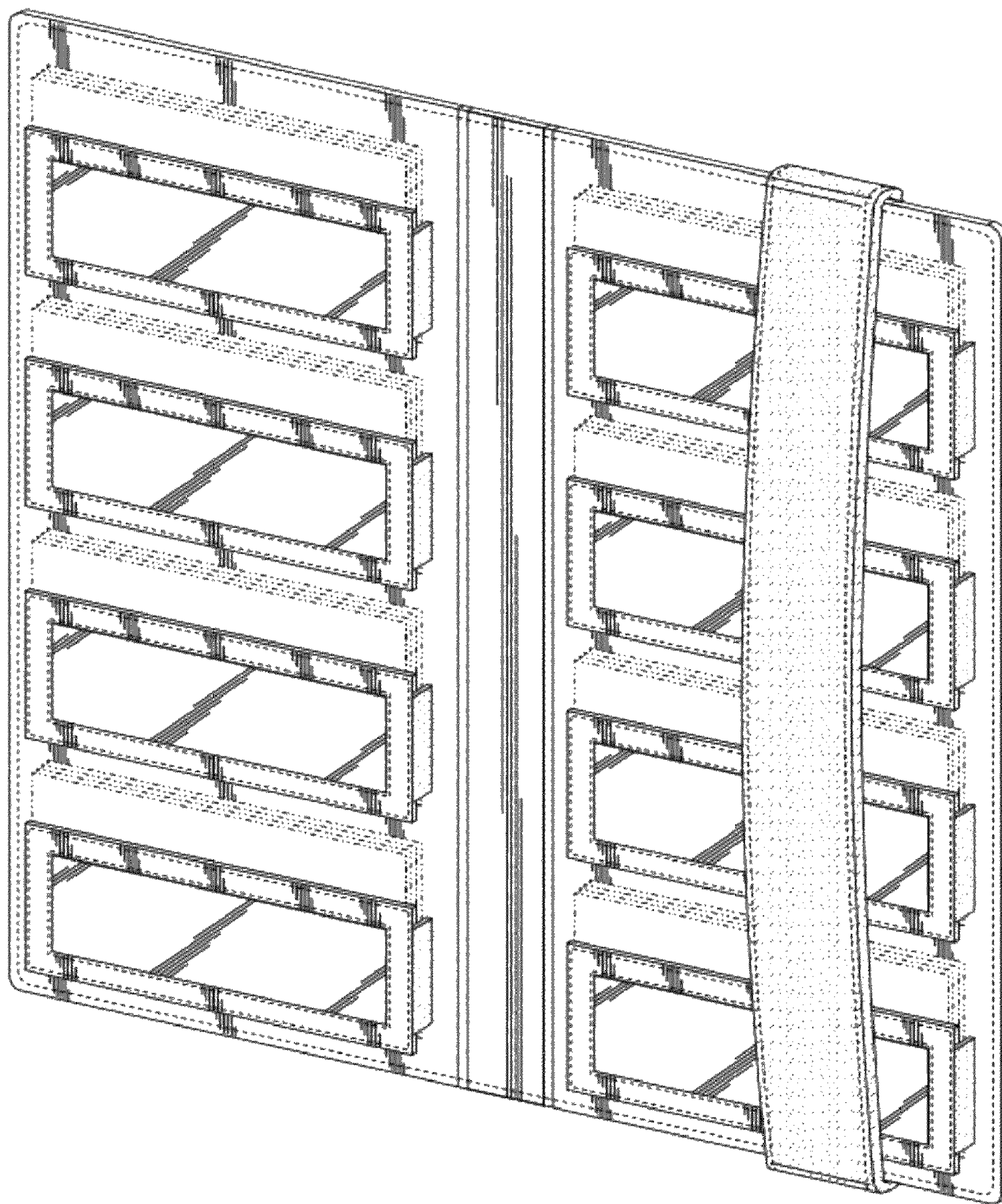


FIG. 1

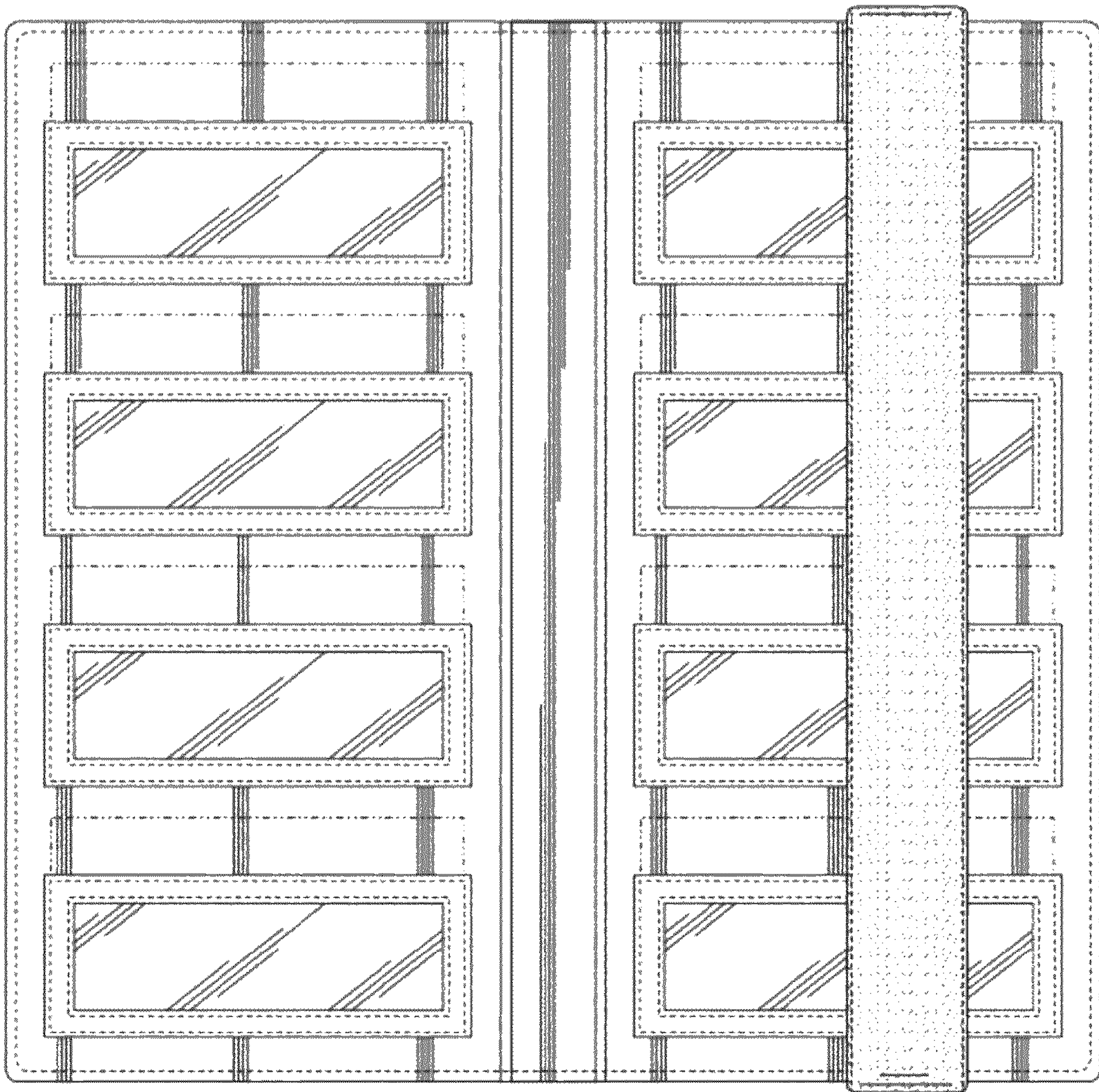


FIG. 2

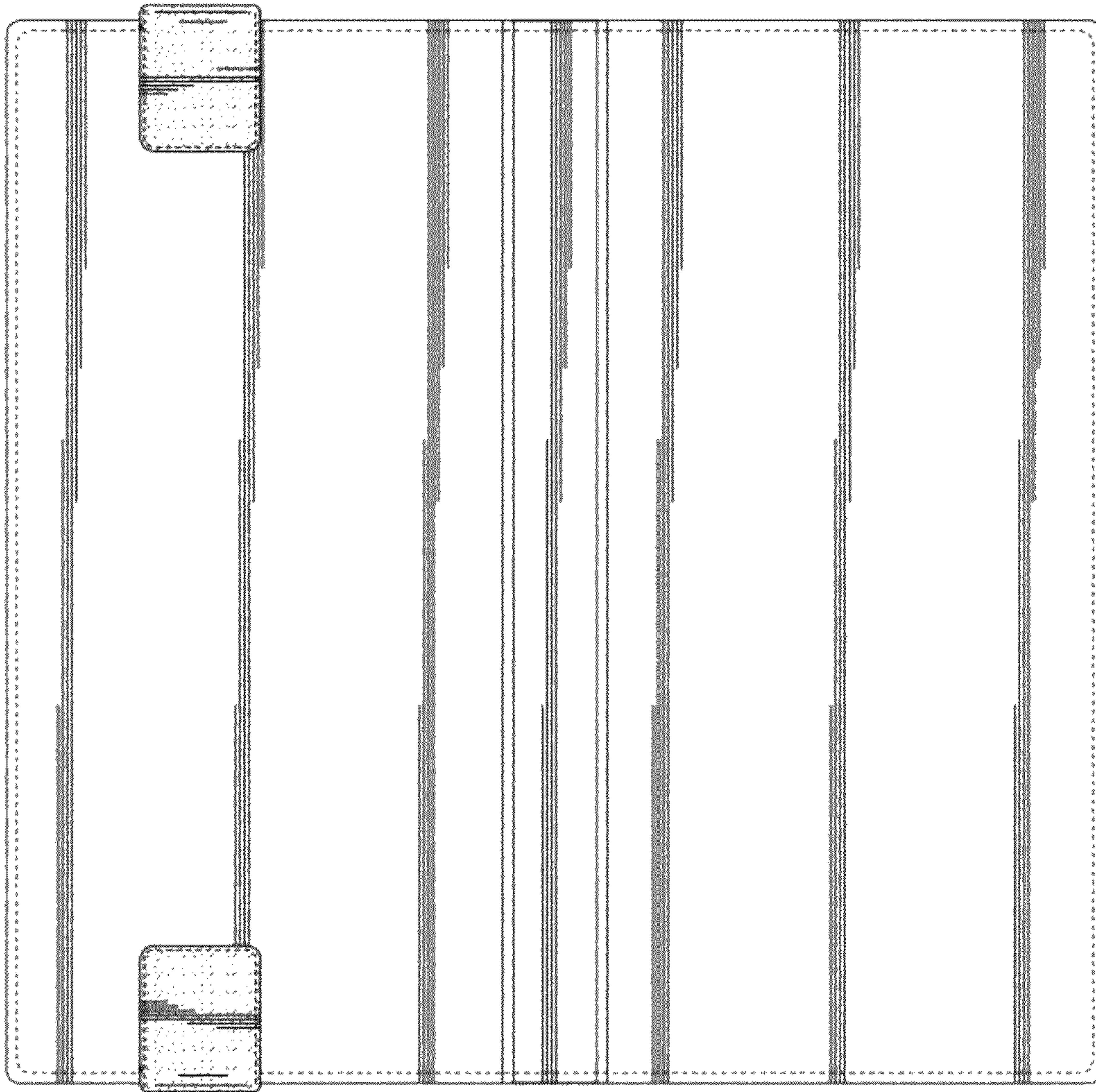


FIG. 3

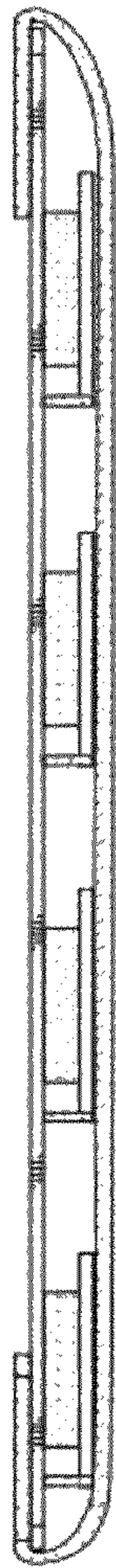


FIG. 4

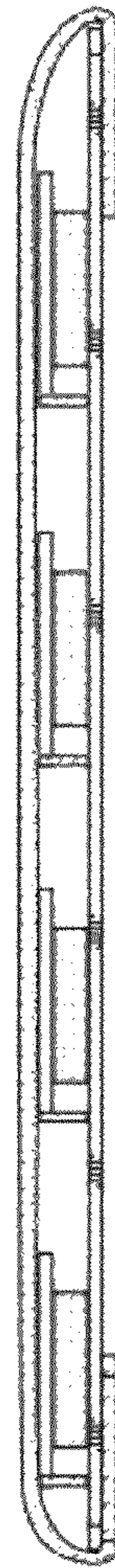


FIG. 5



FIG. 6




FIG. 7




FIG. 8

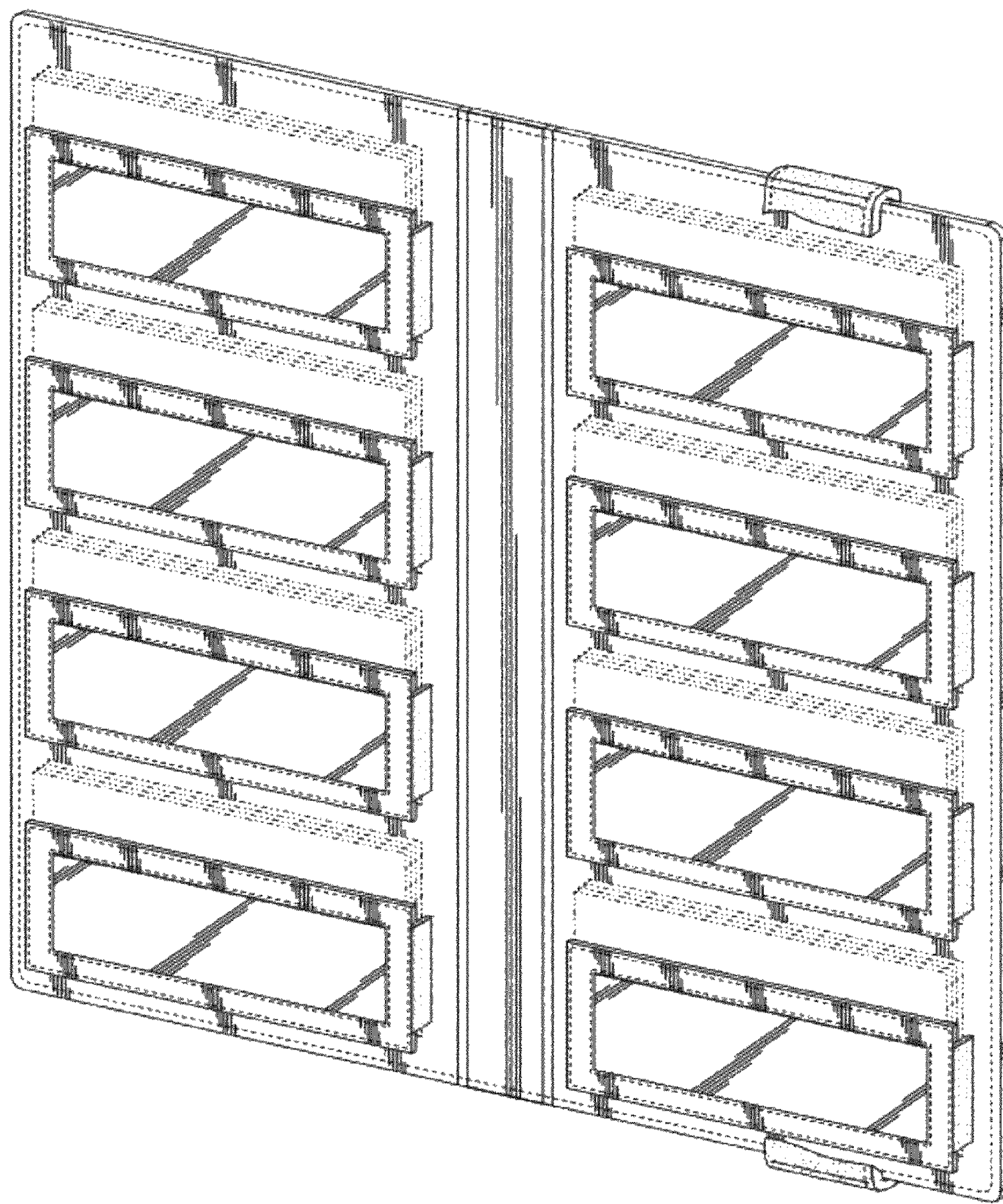


FIG. 9



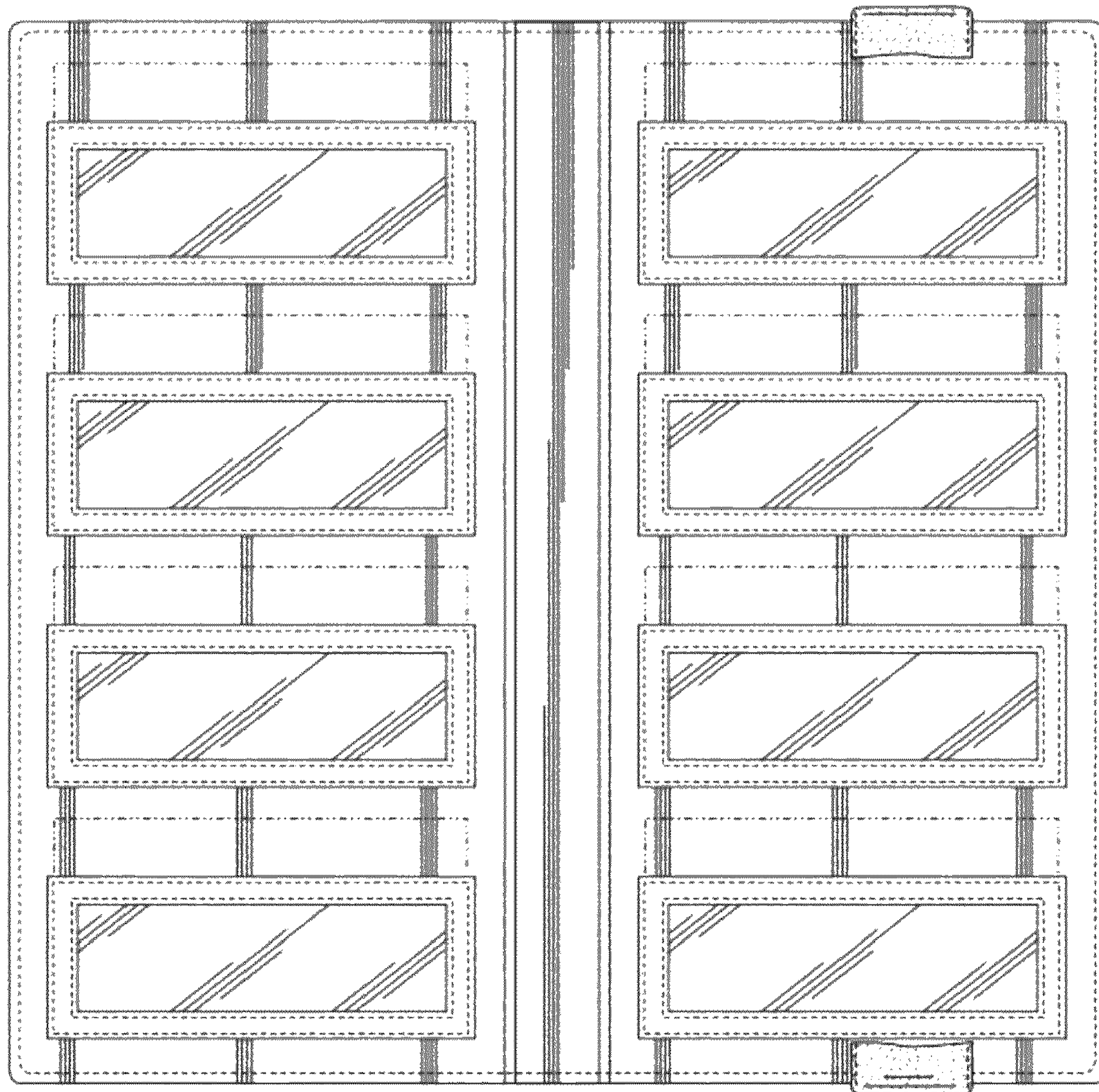


FIG. 10