



US00D657543S

(12) **United States Design Patent**
Bove

(10) **Patent No.:** **US D657,543 S**

(45) **Date of Patent:** **** Apr. 17, 2012**

(54) **SHOE SOLE INSERT**

(75) Inventor: **Thomas Bove**, Spokane Valley, WA (US)

(73) Assignee: **U.S. Wax & Polymer, Inc.**, Spokane Valley, WA (US)

(**) Term: **14 Years**

(21) Appl. No.: **29/393,069**

(22) Filed: **May 30, 2011**

(51) **LOC (9) Cl.** **02-04**

(52) **U.S. Cl.** **D2/961; D2/954; D2/958**

(58) **Field of Classification Search** D2/914,
D2/946-962; 36/43, 44, 71, 88, 91-94, 100,
36/101, 126, 136, 145, 154, 173

See application file for complete search history.

(56) **References Cited**

U.S. PATENT DOCUMENTS

D248,897 S *	8/1978	Toothaker	D2/958
D255,178 S *	6/1980	Fuzita	D2/954
D263,645 S *	4/1982	Mastrantuone	D2/958
D323,058 S *	1/1992	Chow	D2/958
D356,673 S *	3/1995	Gerhartl	D2/961
D471,001 S *	3/2003	Beck	D2/961

D555,336 S *	11/2007	Earle	D2/946
D555,889 S *	11/2007	Anders et al.	D2/961
D591,494 S *	5/2009	Jolicoeur	D2/961
D599,087 S *	9/2009	Kay et al.	D2/909
D626,321 S *	11/2010	Cagner	D2/961

* cited by examiner

Primary Examiner — Stella Reid

Assistant Examiner — Keli L Hill

(74) *Attorney, Agent, or Firm* — Wells St. John PS

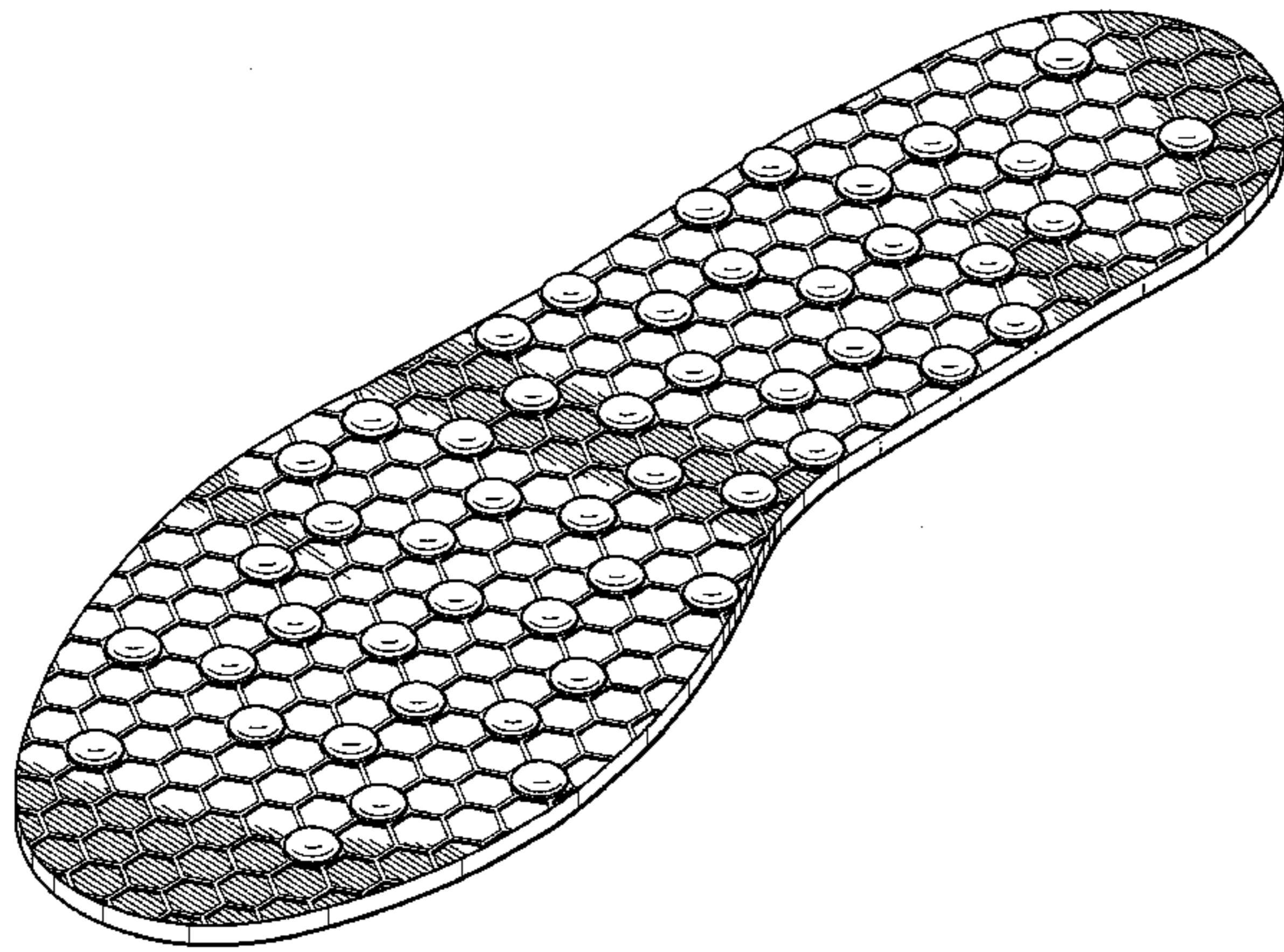
(57) **CLAIM**

I claim the ornamental design for a shoe sole insert, as shown and described.

DESCRIPTION

FIG. 1 is a top front isometric view of the invention;
FIG. 2 is a bottom isometric view of the invention;
FIG. 3 is a top view of the invention;
FIG. 4 is a front elevation view of the invention;
FIG. 5 is a bottom view of the invention;
FIG. 6 is a rear elevation view of the invention;
FIG. 7 is a right end elevation view of the invention; and,
FIG. 8 is a left end elevation view of the invention.

1 Claim, 5 Drawing Sheets



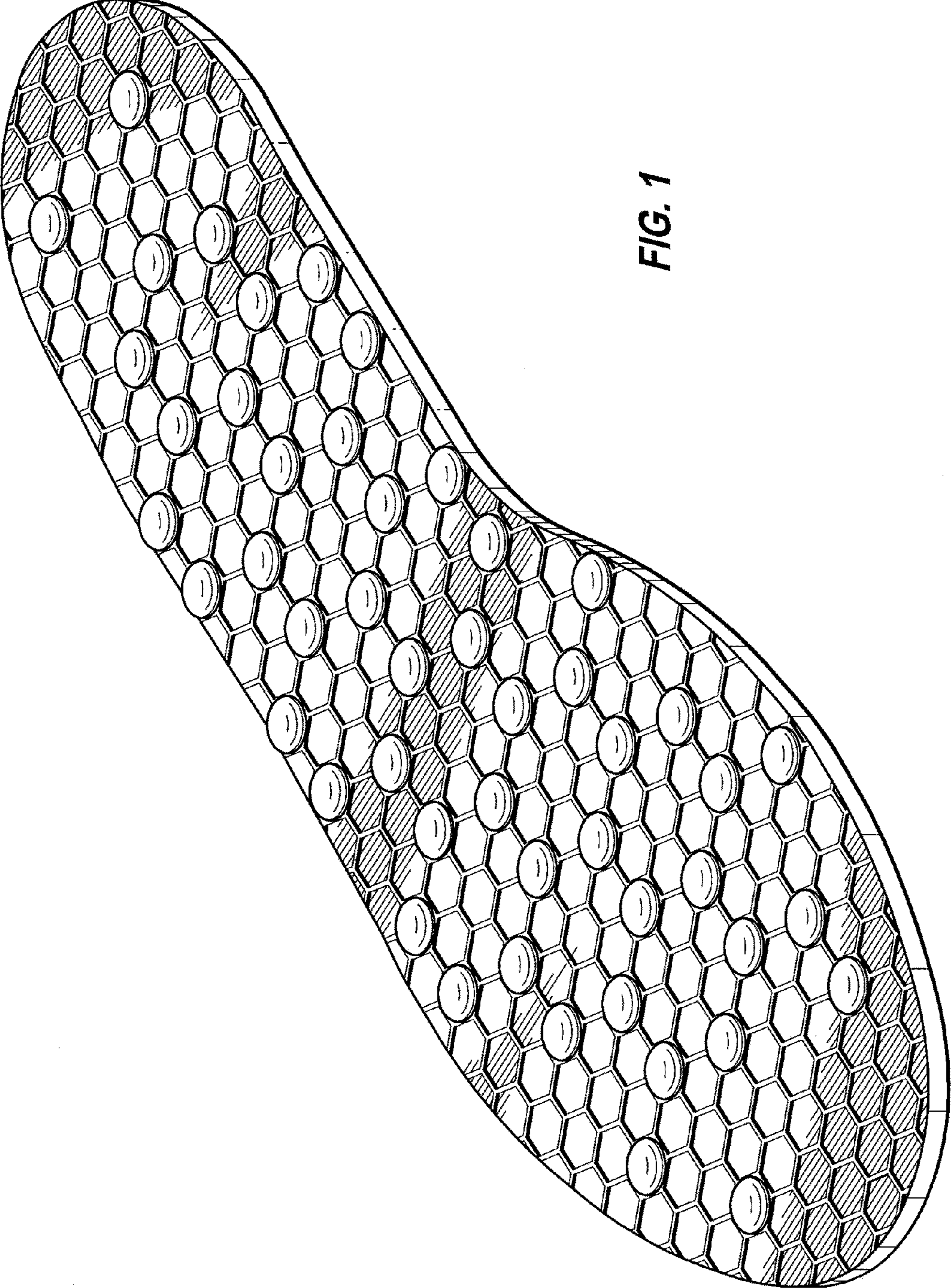


FIG. 1

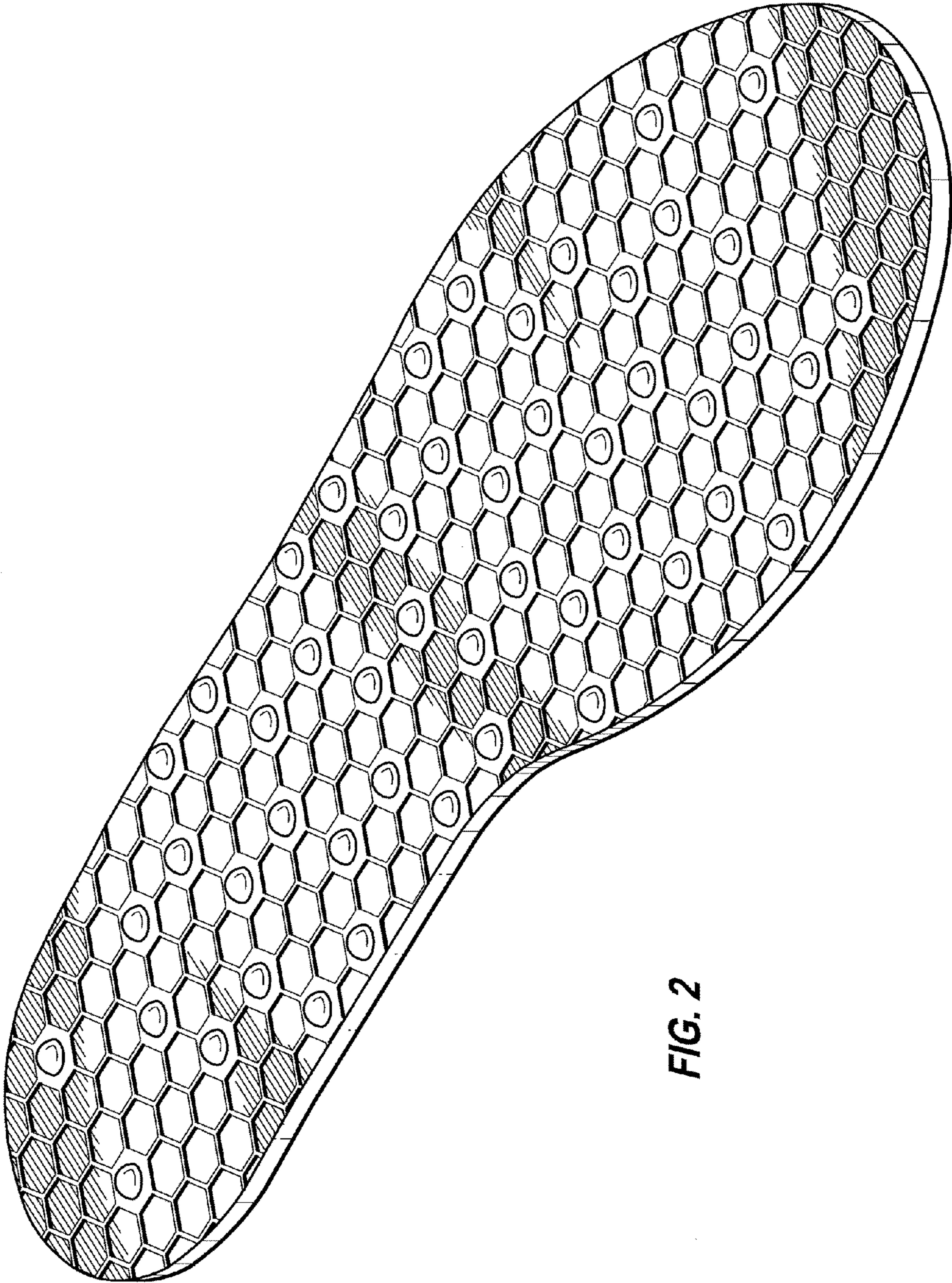


FIG. 2

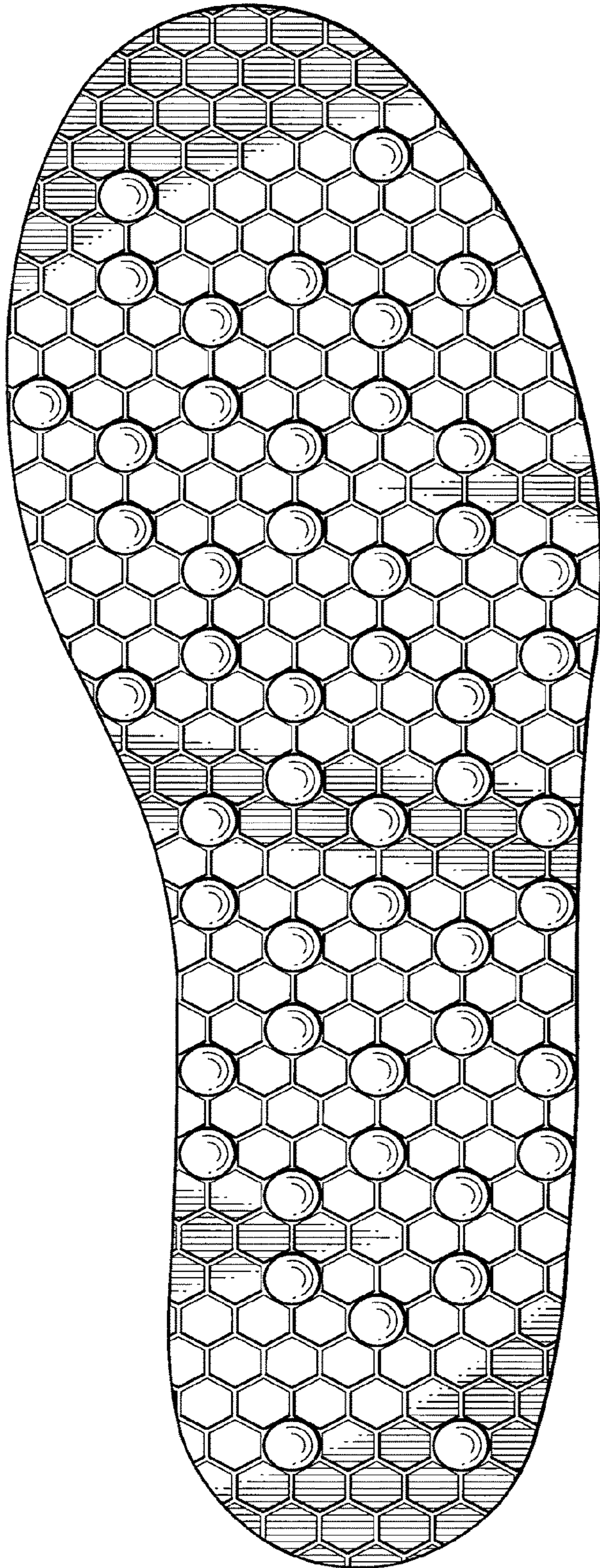


FIG. 3



FIG. 4

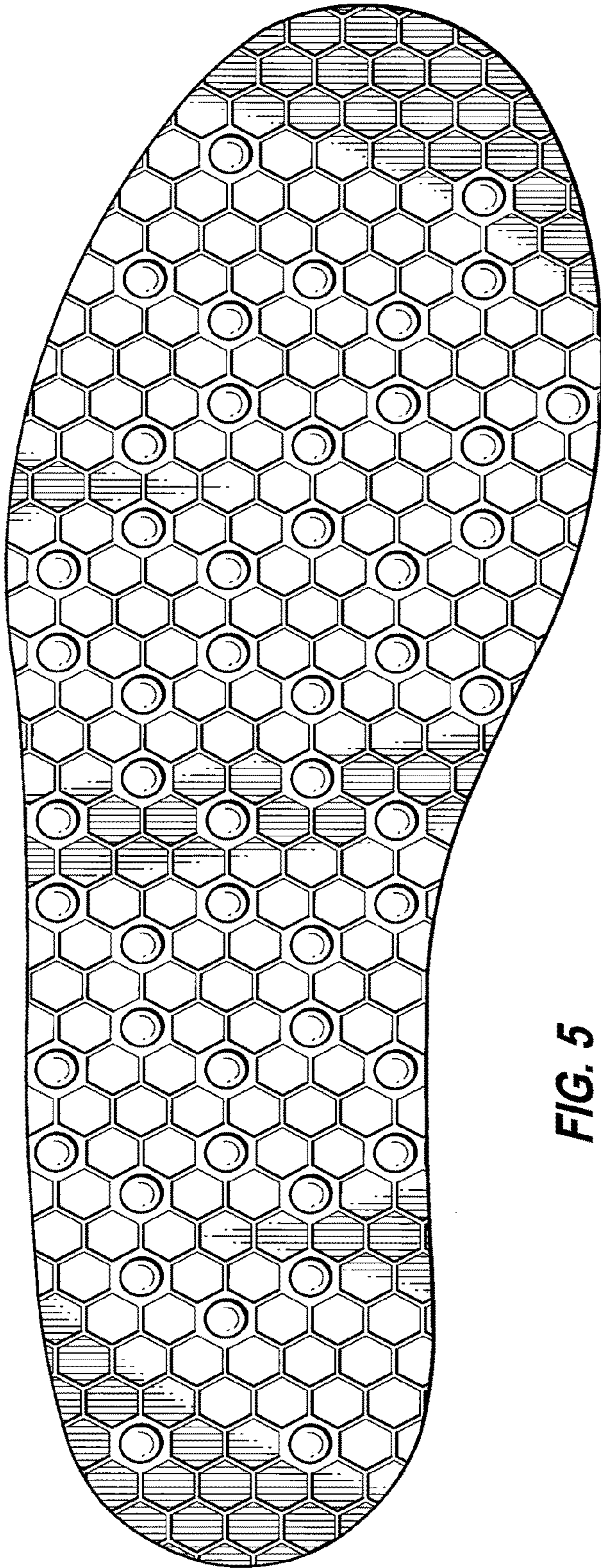


FIG. 5



FIG. 6



FIG. 7

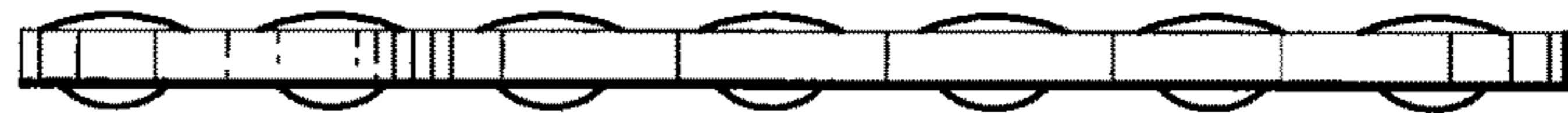


FIG. 8