



US00D657542S

(12) **United States Design Patent**
Duan

(10) **Patent No.:** **US D657,542 S**
(45) **Date of Patent:** **** Apr. 17, 2012**

(54) **SHOE SOLE**

(76) Inventor: **Shiang Shu Duan**, City of Industry, CA
(US)

(**) Term: **14 Years**

(21) Appl. No.: **29/372,611**

(22) Filed: **Dec. 15, 2010**

(51) **LOC (9) Cl.** **02-04**

(52) **U.S. Cl.** **D2/960; D2/953; D2/958; D2/954**

(58) **Field of Classification Search** D2/902,
D2/906, 908, 916, 918, 925, 946-962, 977;
36/3 B, 22 R, 24.5, 25 R, 28, 32 R, 34 R,
36/59 C, 67 A, 103

See application file for complete search history.

(56) **References Cited**

U.S. PATENT DOCUMENTS

D236,563	S	*	9/1975	Wunsch	D2/959
4,118,878	A	*	10/1978	Semon	36/59 C
D281,642	S	*	12/1985	Fuzita	D2/952
D380,889	S	*	7/1997	Earle	D2/957
D385,392	S	*	10/1997	Cass	D2/954
D394,944	S	*	6/1998	Doxey	D2/957
5,901,467	A	*	5/1999	Peterson et al.	36/29
D429,062	S	*	8/2000	Santa	D2/954
D445,561	S	*	7/2001	Bramani	D2/954
D464,476	S	*	10/2002	Wahoske	D2/957
6,684,532	B2	*	2/2004	Greene et al.	36/28
D496,779	S	*	10/2004	Belley et al.	D2/960
D501,294	S	*	2/2005	Robbins et al.	D2/954
D502,308	S	*	3/2005	Teague	D2/957
D519,265	S	*	4/2006	Gerber	D2/955
D530,493	S	*	10/2006	Holmes	D2/957
D543,340	S	*	5/2007	Favreau et al.	D2/960
D552,837	S	*	10/2007	Scott	D2/960
D560,336	S	*	1/2008	Nakashima	D2/959
D561,438	S	*	2/2008	Belley	D2/957
D561,440	S	*	2/2008	Andersen et al.	D2/957
D570,582	S	*	6/2008	Roy et al.	D2/953
D581,641	S	*	12/2008	Bethke, Jr.	D2/957
D584,491	S	*	1/2009	Matis	D2/956
D584,492	S	*	1/2009	Lee	D2/957

D586,991	S	*	2/2009	Fuerst	D2/957
D595,942	S	*	7/2009	White et al.	D2/961
D596,833	S	*	7/2009	Dominquez et al.	D2/917
D609,896	S	*	2/2010	Christie	D2/969
D619,345	S	*	7/2010	Favreau et al.	D2/957
7,762,008	B1	*	7/2010	Clark et al.	36/3 B
7,793,432	B2	*	9/2010	Chan et al.	36/28
D626,320	S	*	11/2010	Anderson	D2/957
D632,879	S	*	2/2011	Merkazy et al.	D2/953
7,946,058	B2	*	5/2011	Johnson et al.	36/25 R
D645,655	S	*	9/2011	Youngs et al.	D2/970
2003/0093920	A1	*	5/2003	Greene et al.	36/25 R
2004/0123495	A1	*	7/2004	Greene et al.	36/30 R
2005/0262739	A1	*	12/2005	McDonald et al.	36/102
2006/0201028	A1	*	9/2006	Chan et al.	36/28
2008/0022553	A1	*	1/2008	McDonald et al.	36/25 R
2009/0013559	A1	*	1/2009	Chan et al.	36/91
2009/0056172	A1	*	3/2009	Cho	36/3 B
2010/0180474	A1	*	7/2010	Clark et al.	36/3 B
2011/0016749	A1	*	1/2011	Callahan et al.	36/103
2011/0078922	A1	*	4/2011	Cavaliere et al.	36/54
2011/0113646	A1	*	5/2011	Merritt et al.	36/28
2011/0185590	A1	*	8/2011	Nishiwaki et al.	36/28
2011/0214313	A1	*	9/2011	James et al.	36/103

* cited by examiner

Primary Examiner — T. Chase Nelson

(74) *Attorney, Agent, or Firm* — Raymond Y. Chan; David and Raymond Patent Firm

(57) **CLAIM**

The ornamental design for a shoe sole, as shown and described.

DESCRIPTION

FIG. 1 is a bottom perspective view of shoe sole showing my new design.

FIG. 2 is a bottom view thereof.

FIG. 3 is a top view thereof.

FIG. 4 is a left view thereof.

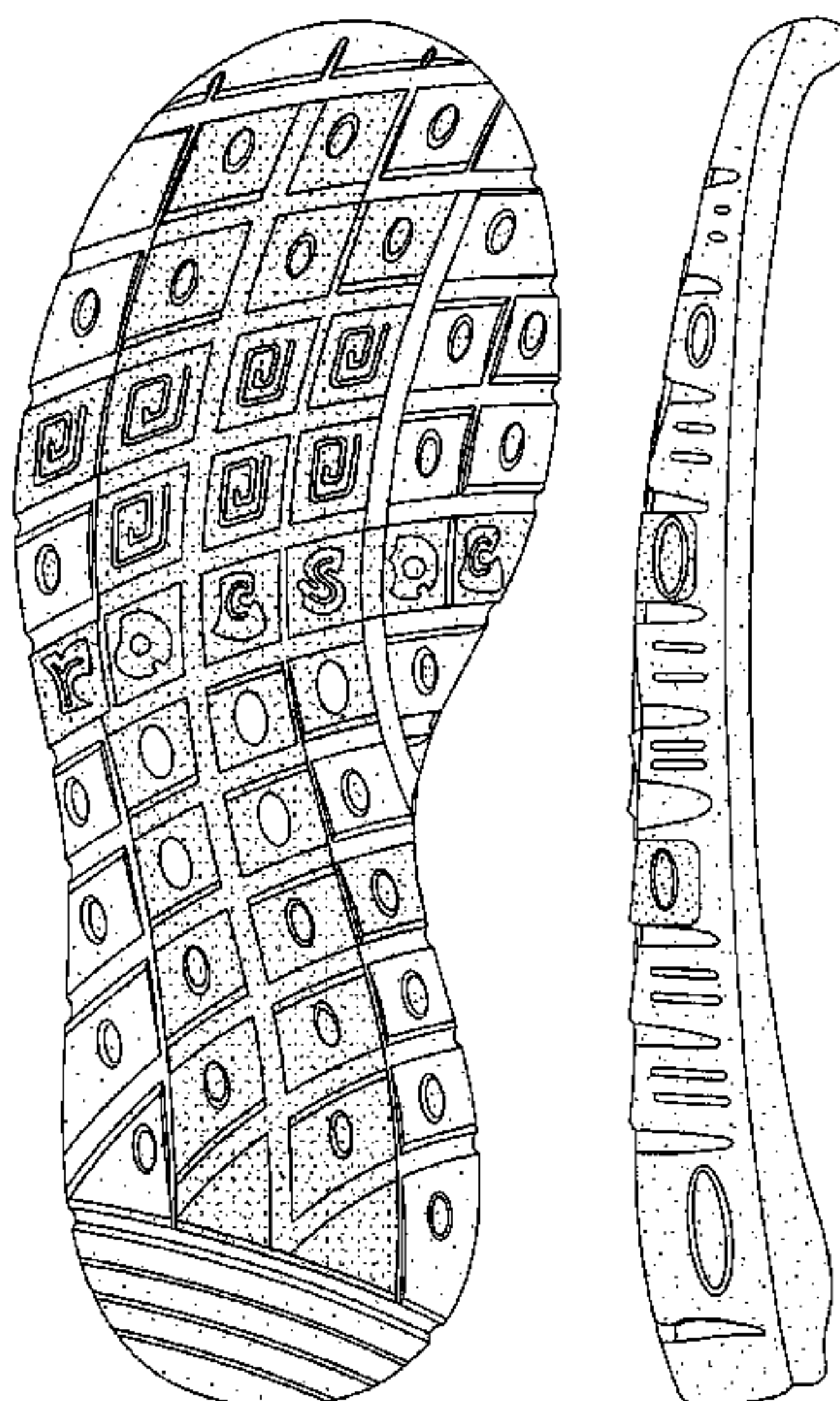
FIG. 5 is a right view thereof.

FIG. 6 is a front view thereof; and,

FIG. 7 is a rear view thereof.

The broken lines and areas within them depict portions of the shoe sole that form no part of the claimed design.

1 Claim, 7 Drawing Sheets



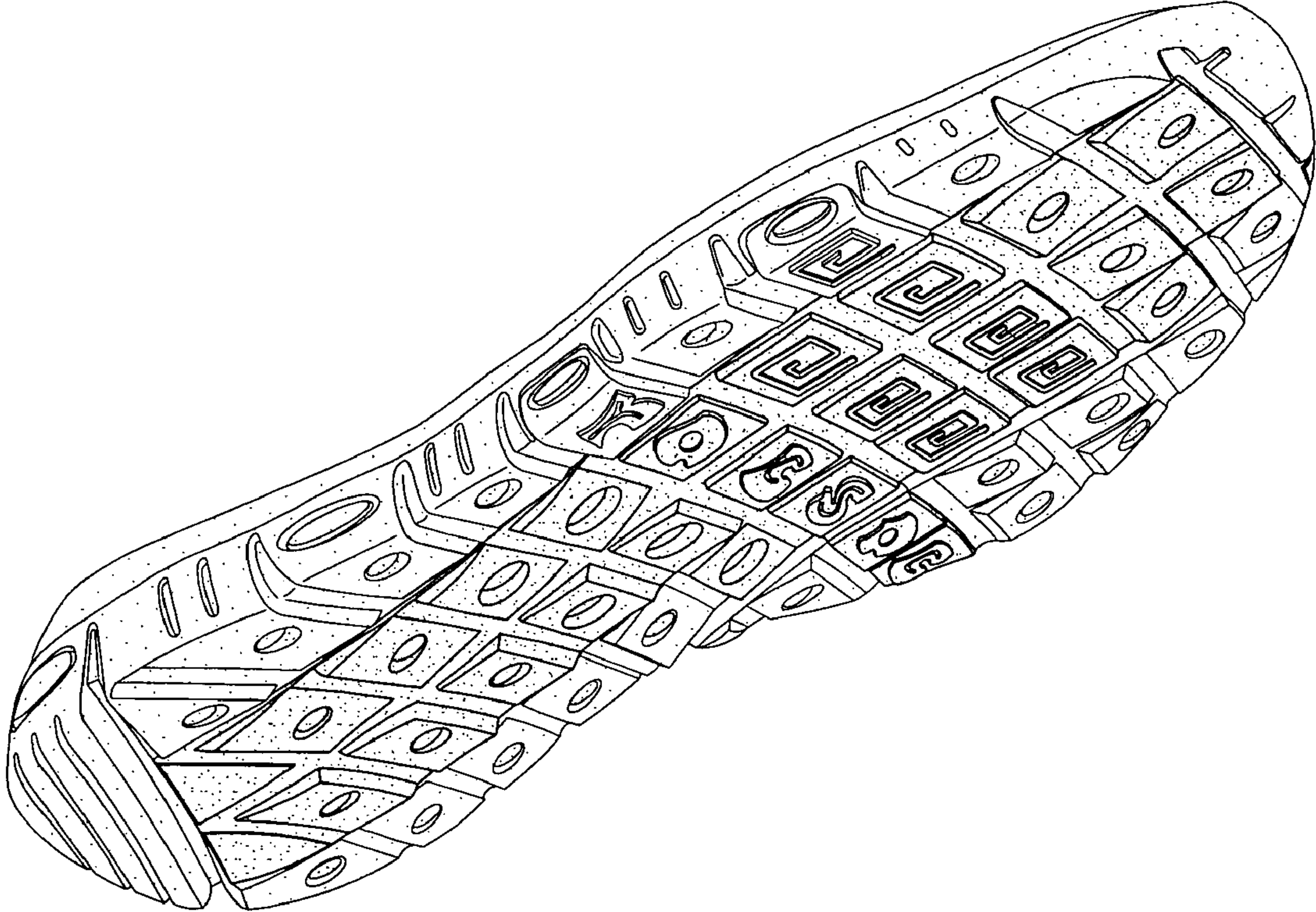


FIG.1

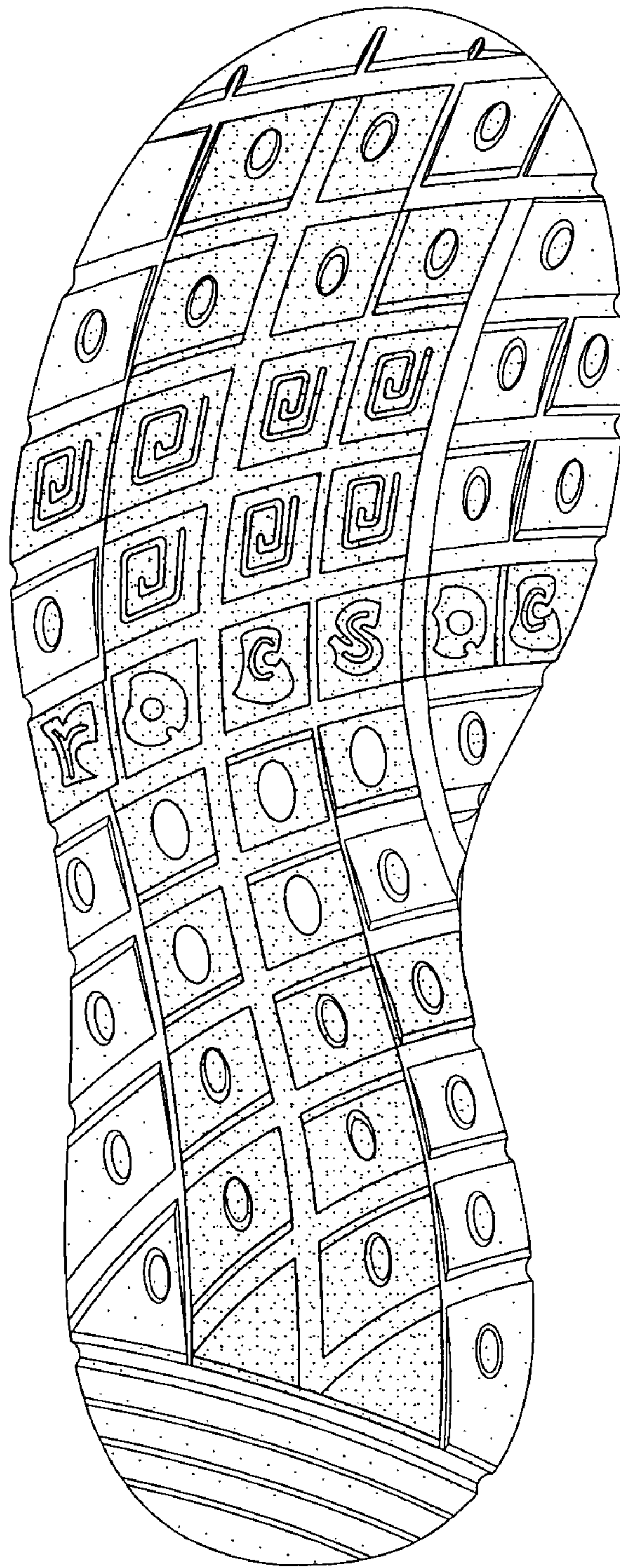


FIG.2

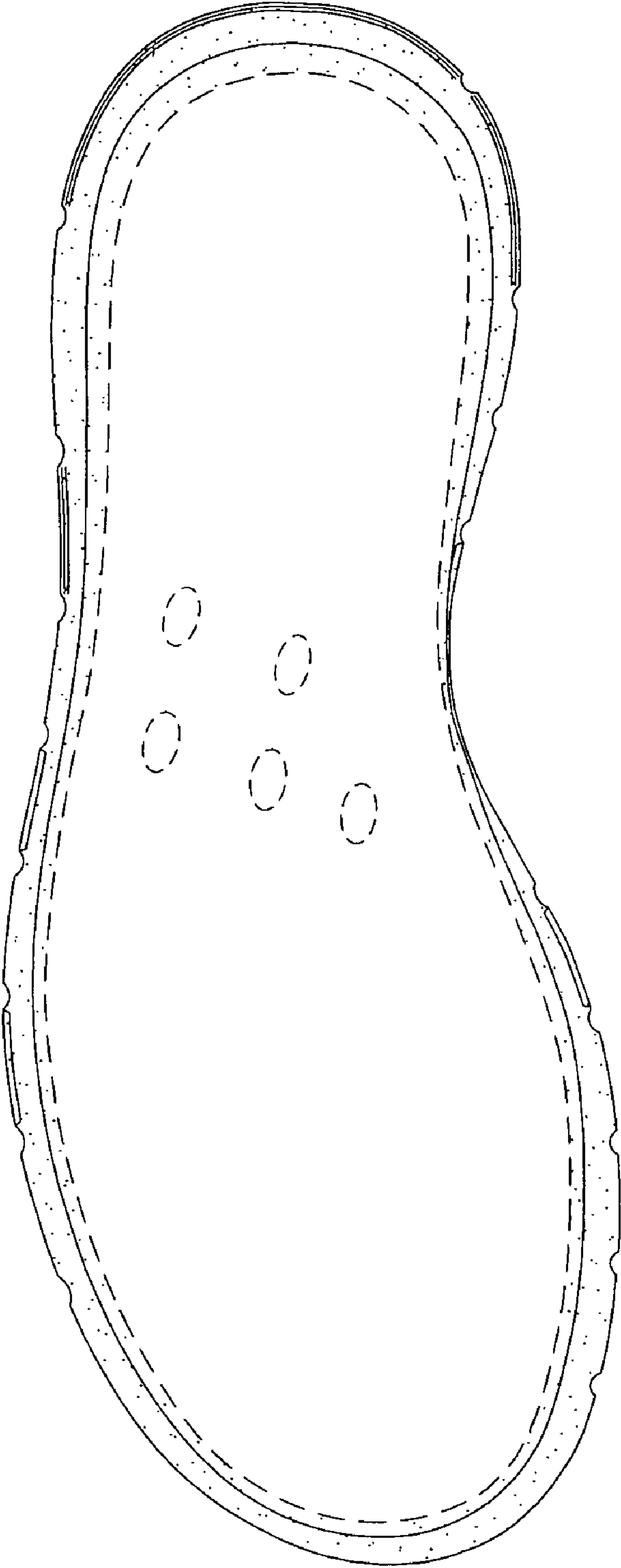


FIG.3

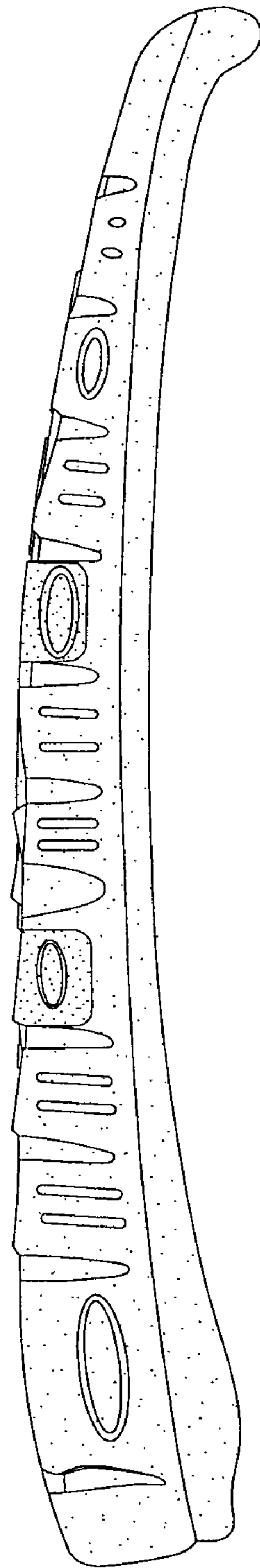


FIG.4

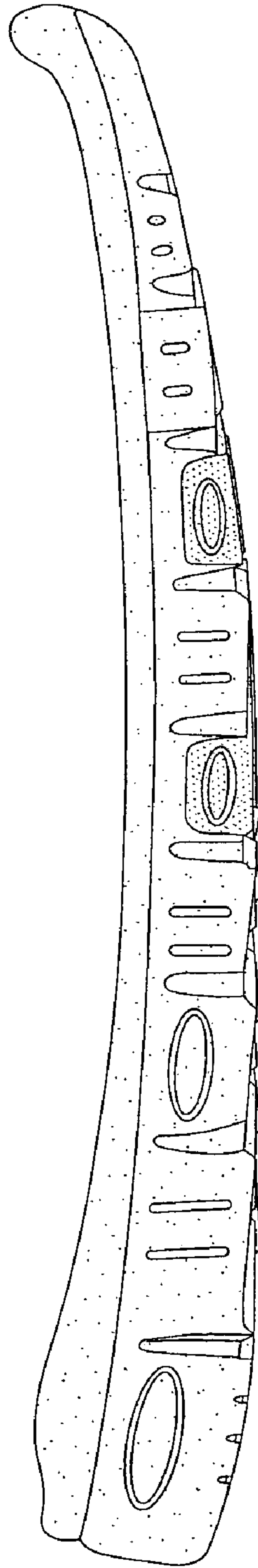


FIG. 5

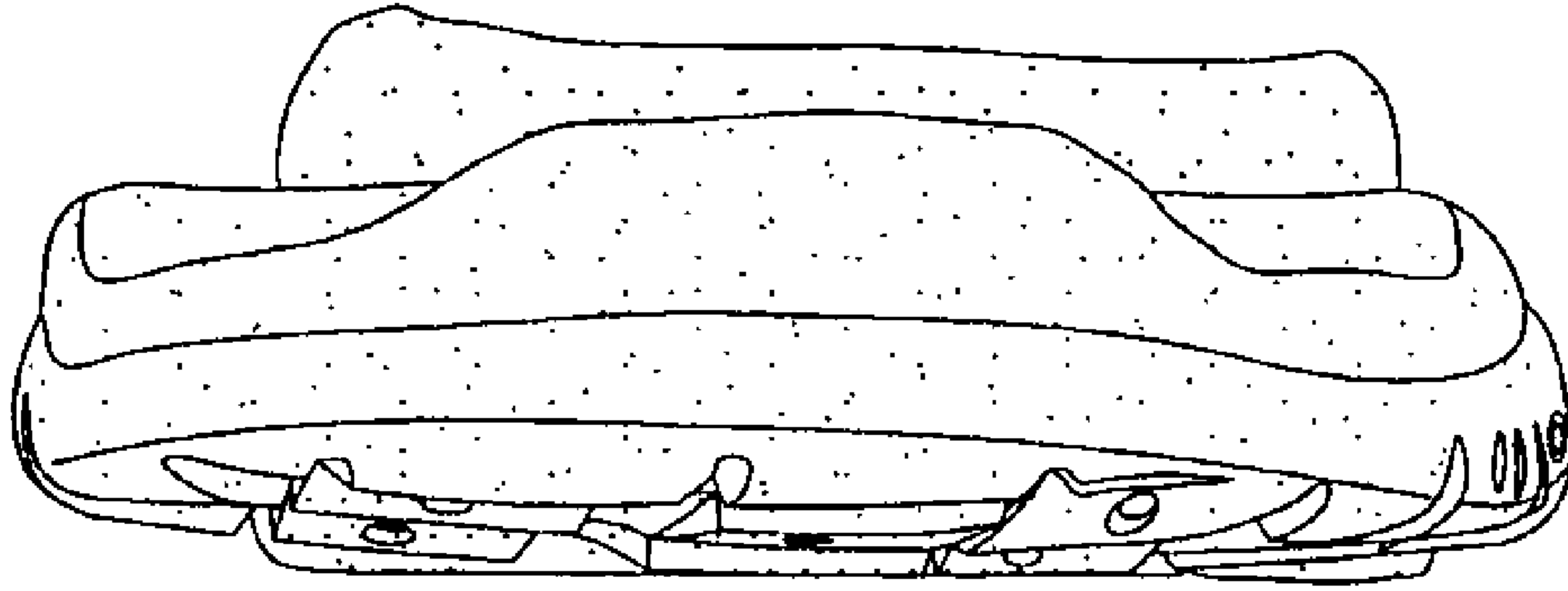


FIG.6

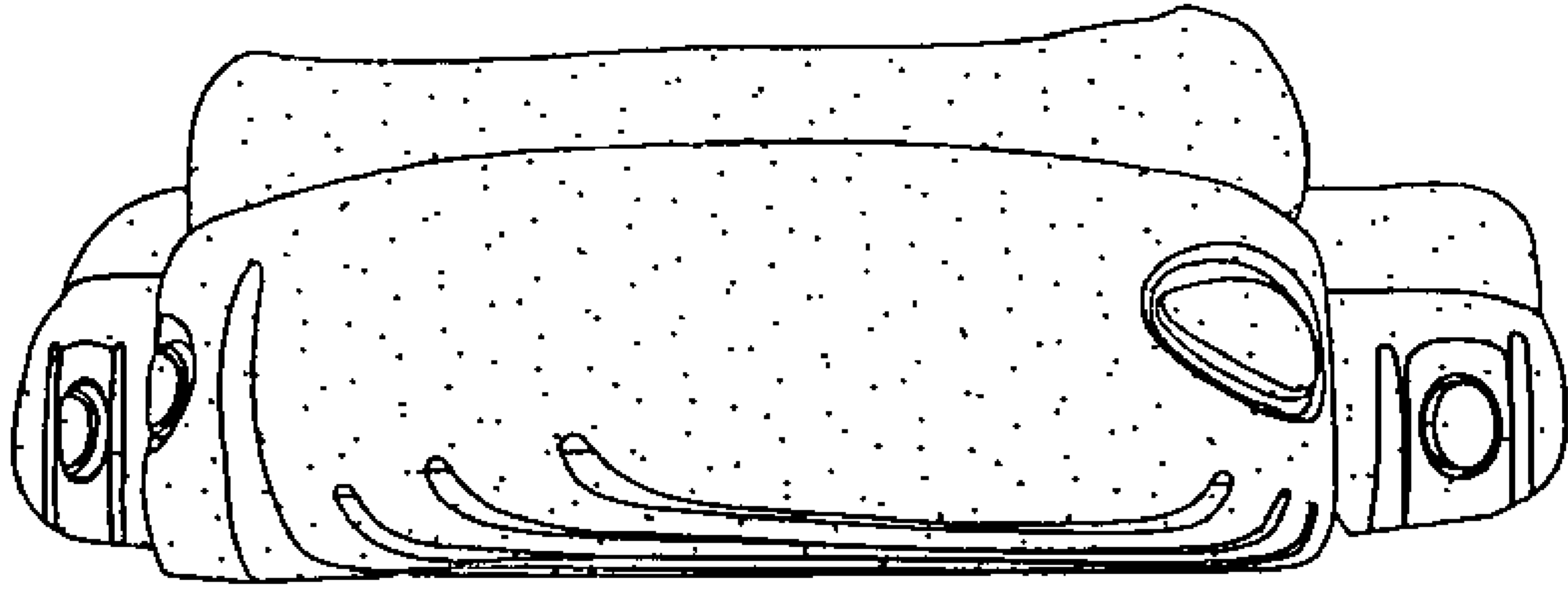


FIG. 7