



US00D657541S

(12) **United States Design Patent**
Loverin et al.

(10) **Patent No.:** **US D657,541 S**
(45) **Date of Patent:** **** Apr. 17, 2012**

(54) **FOOTWEAR STRAP**

(75) Inventors: **Marc Loverin**, Scituate, MA (US);
Dana Garczewski, Watertown, MA
(US); **Sharon P. John**, Weston, MA (US)

(73) Assignee: **SRL, LLC**, Lexington, MA (US)

(**) Term: **14 Years**

(21) Appl. No.: **29/396,172**

(22) Filed: **Jun. 27, 2011**

(51) **LOC (9) Cl.** **02-04**

(52) **U.S. Cl.** **D2/946; D2/976**

(58) **Field of Classification Search** D2/896,
D2/897, 898, 900, 902, 943, 946, 969, 976,
D2/978, 907, 908, 944; 36/45, 46.5, 47,
36/48, 49, 50.1, 83, 88, 113, 114, 126-132,
36/136, 137, 138, 112, 115; D11/200, 201,
D11/238, 239, 240

See application file for complete search history.

(56) **References Cited**

U.S. PATENT DOCUMENTS

D451,664 S	12/2001	Nguyen	
D453,412 S	2/2002	Nguyen	
D455,004 S	4/2002	Nguyen	
6,475,051 B1	11/2002	Griffin et al.	
6,769,204 B1 *	8/2004	Phillips	36/136
D514,285 S *	2/2006	Mouchi et al.	D2/946
D516,280 S *	3/2006	Mouchi et al.	D2/946
D519,723 S *	5/2006	Mouchi et al.	D2/946
D521,213 S *	5/2006	Mouchi et al.	D2/946
D523,214 S *	6/2006	Mouchi et al.	D2/946
D532,186 S *	11/2006	Boschock	D2/946
D576,778 S *	9/2008	Brea	D2/946
D589,691 S *	4/2009	Wilkinson	D2/946

D594,220 S *	6/2009	McDaniel	D2/976
D604,037 S *	11/2009	Feller et al.	D2/978
D612,588 S *	3/2010	Feller et al.	D2/946
D619,348 S *	7/2010	Schwartz et al.	D2/973
D619,795 S *	7/2010	McBride	D2/961
D622,494 S *	8/2010	Warren	D2/975
D623,839 S *	9/2010	Leleu	D2/972
D634,105 S *	3/2011	Cheshire et al.	D2/925
D634,523 S *	3/2011	Hirschfeld et al.	D2/946
D635,340 S *	4/2011	Blakeslee	D2/946
D635,757 S *	4/2011	Ward et al.	D2/969
D648,118 S *	11/2011	Safdeye	D2/978
D650,565 S *	12/2011	Guers-Neyraud	D2/946

* cited by examiner

Primary Examiner — Elizabeth J Oswecki

(74) *Attorney, Agent, or Firm* — Honigman Miller Schwartz
and Cohn LLP

(57) **CLAIM**

The ornamental design for a footwear strap, as shown and
described.

DESCRIPTION

FIG. 1 is a perspective view of a footwear strap, showing our
new design;

FIG. 2 is a front view of the footwear strap of FIG. 1;

FIG. 3 is a rear view of the footwear strap of FIG. 1;

FIG. 4 is a lateral side view of the footwear strap of FIG. 1;

FIG. 5 is a medial side view of the footwear strap of FIG. 1;

FIG. 6 is a top plan view of the footwear strap of FIG. 1;

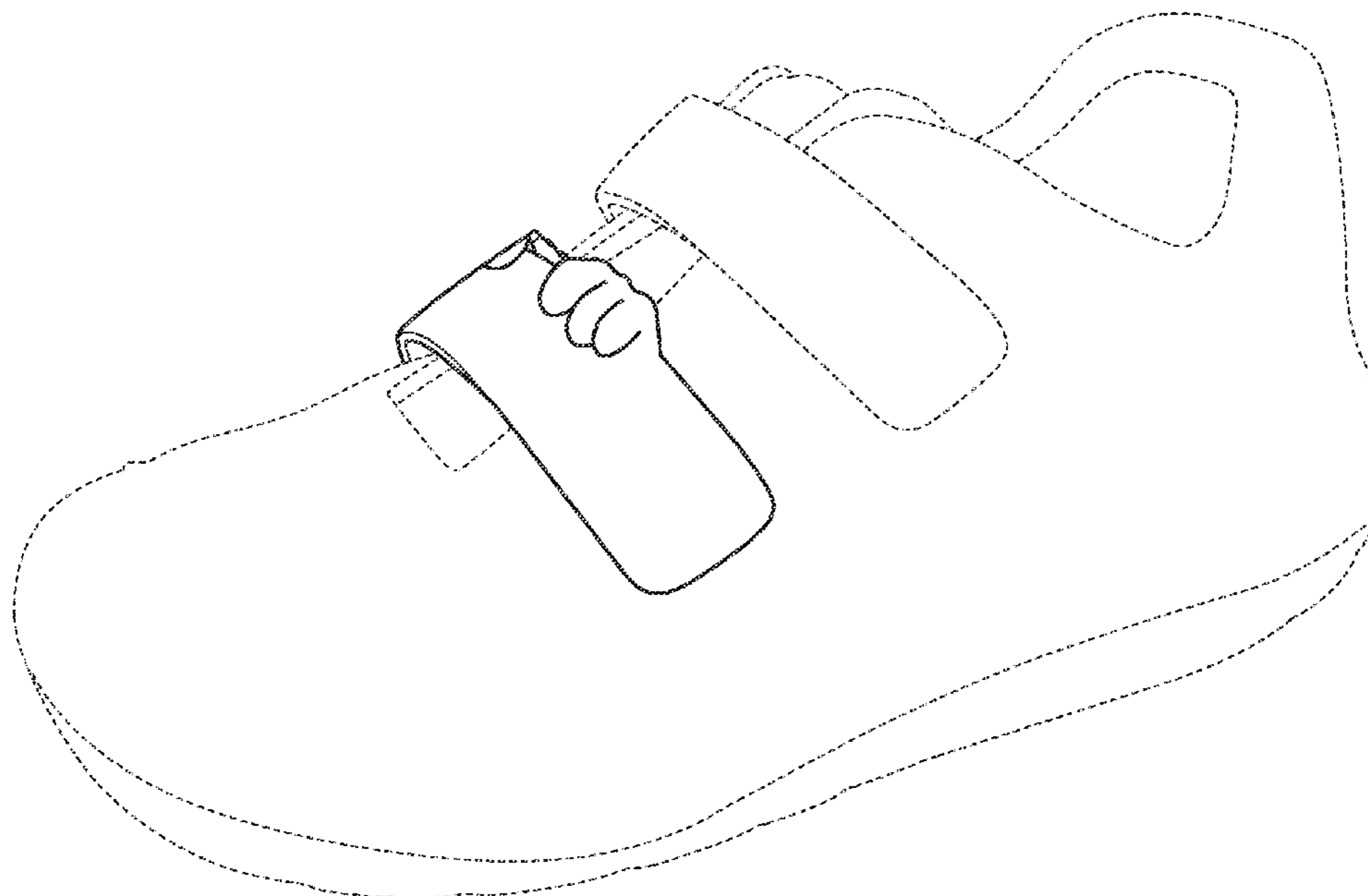
FIG. 7 is a bottom plan view of the footwear strap of FIG. 1;

and,

FIG. 8 is a top plan view of a footwear strap of FIG. 1 shown
in an unused condition.

In the drawings, the broken lines in FIGS. 1-8 depict portions
of the design that form no part of the claim.

1 Claim, 7 Drawing Sheets



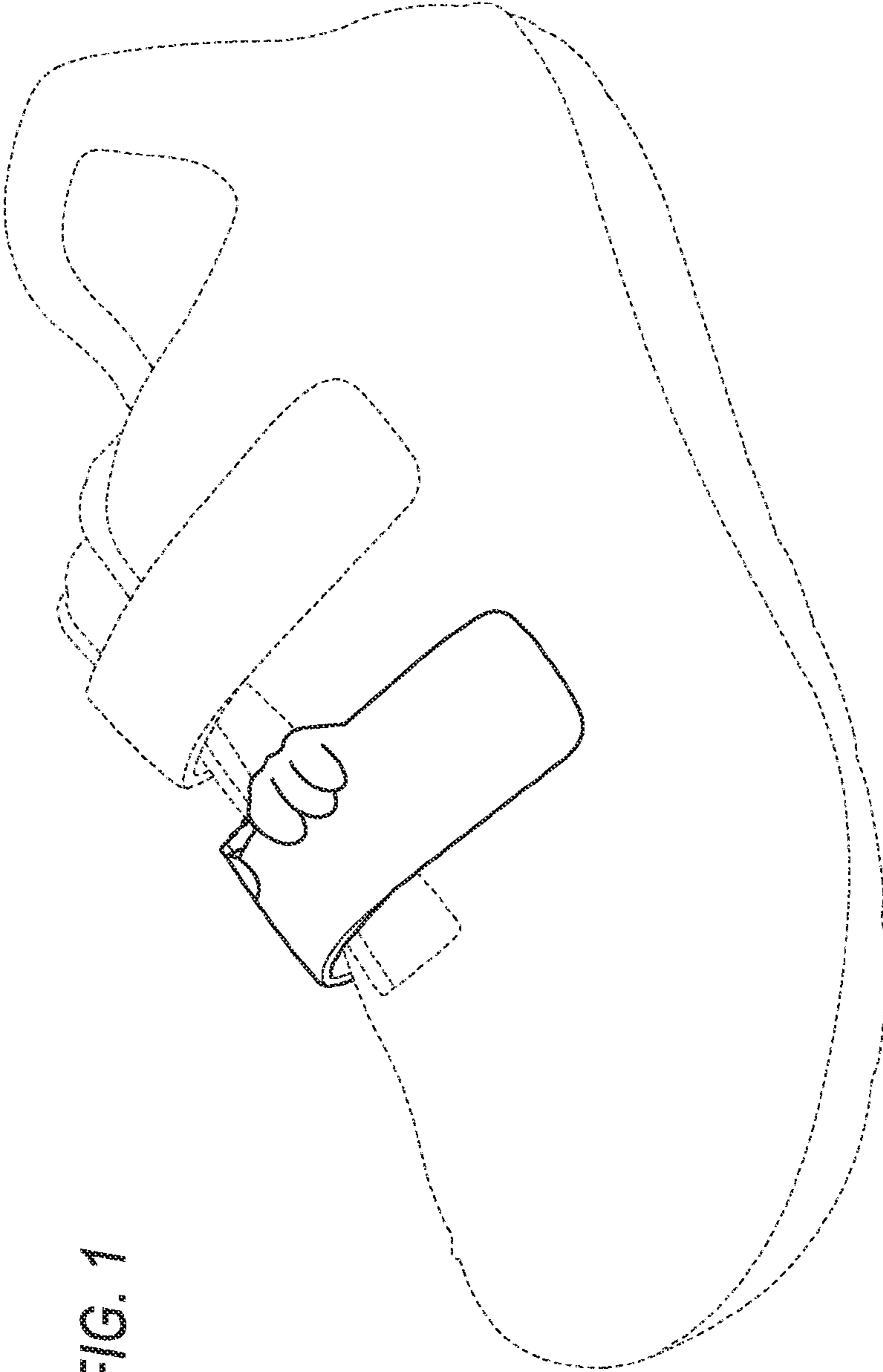


FIG. 1

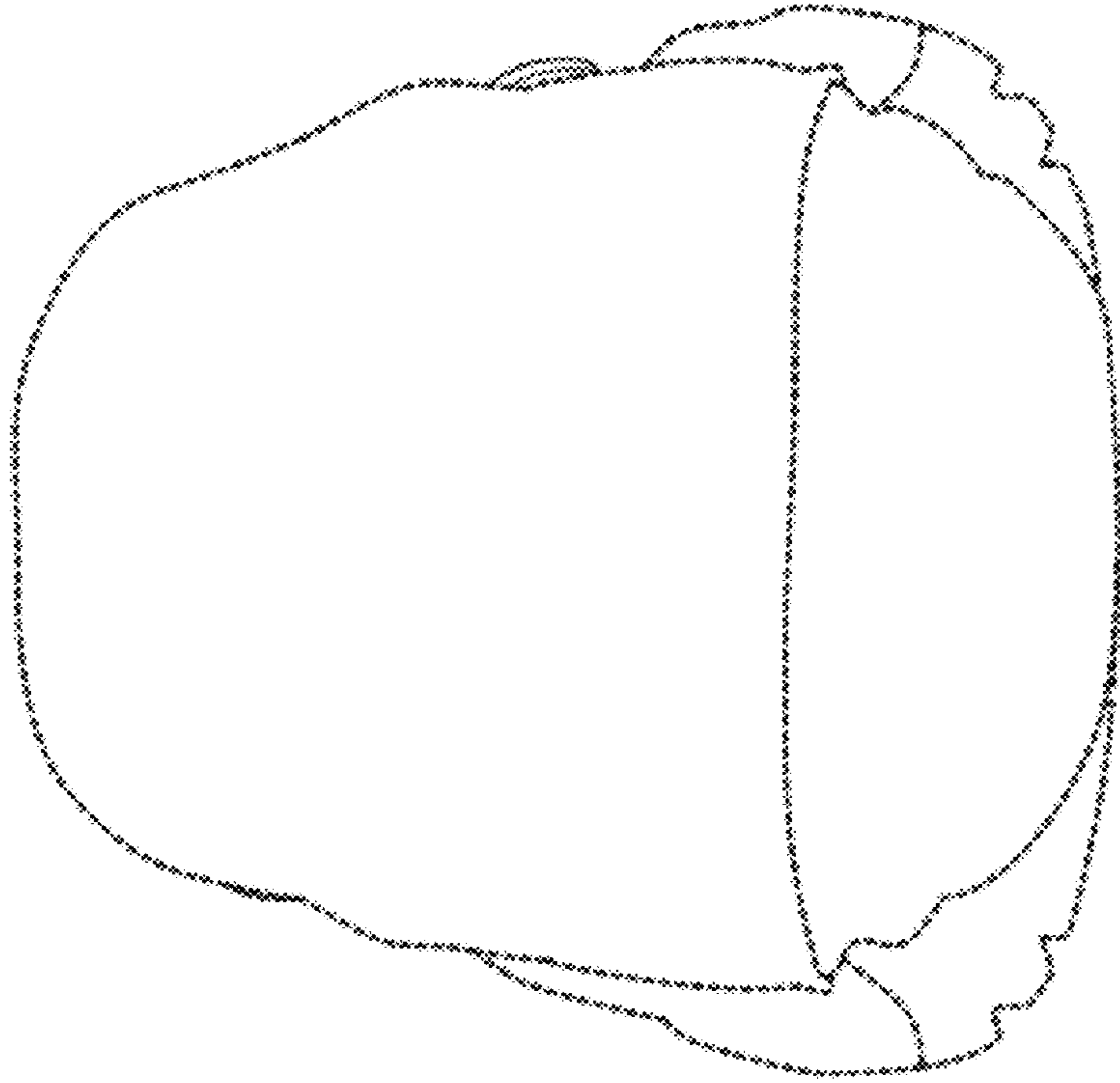


FIG. 3

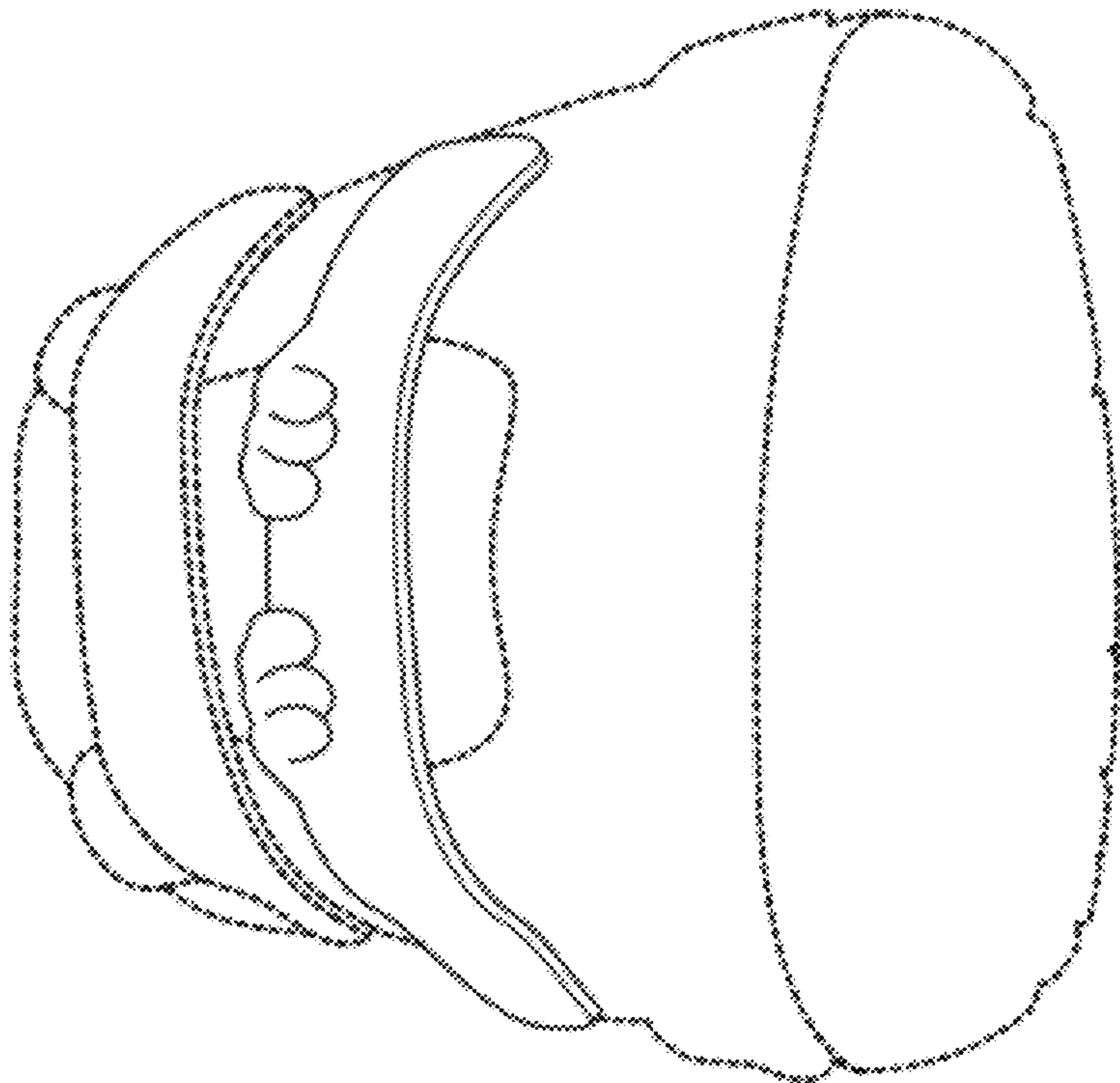


FIG. 2

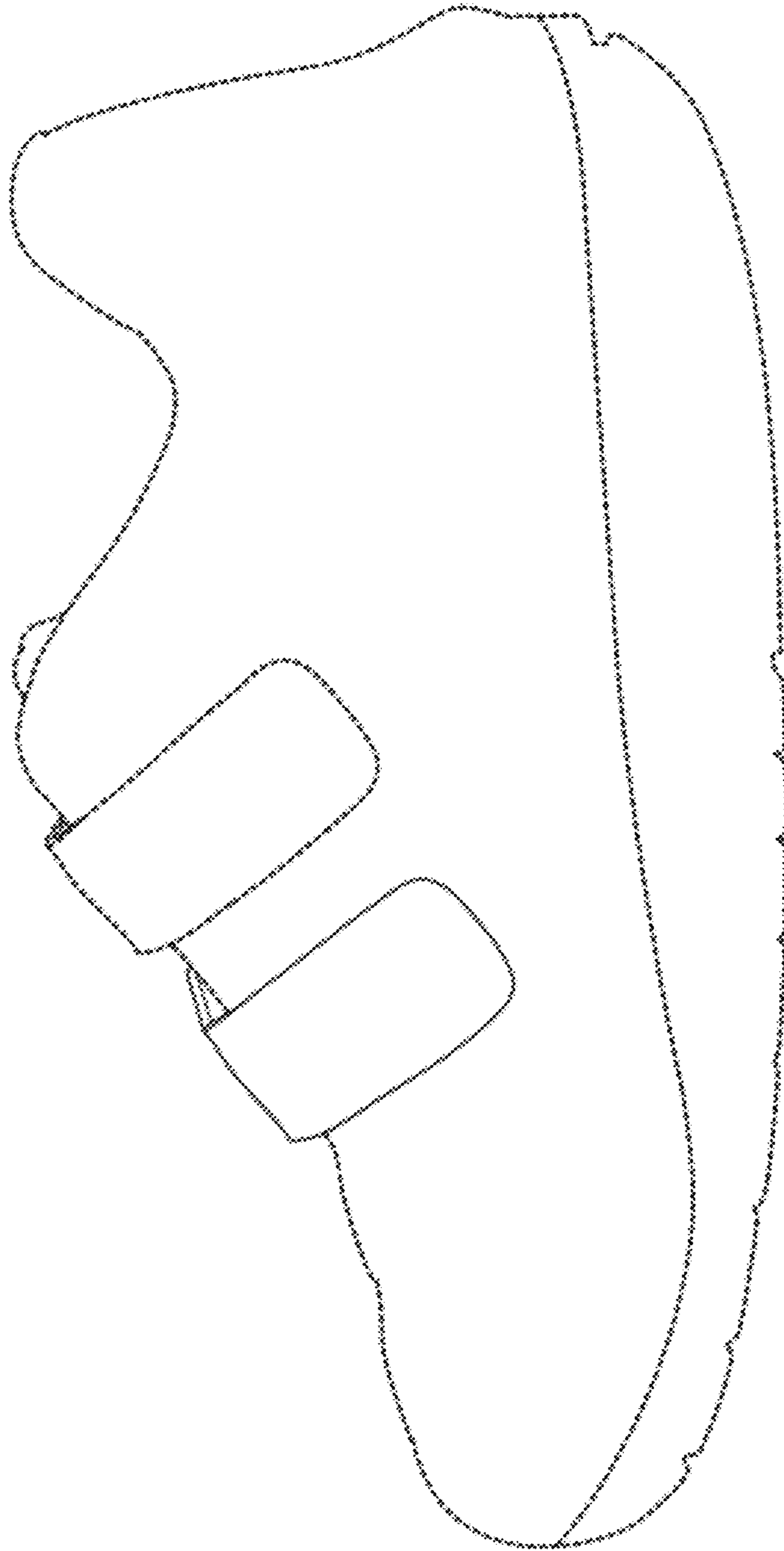


FIG. 4

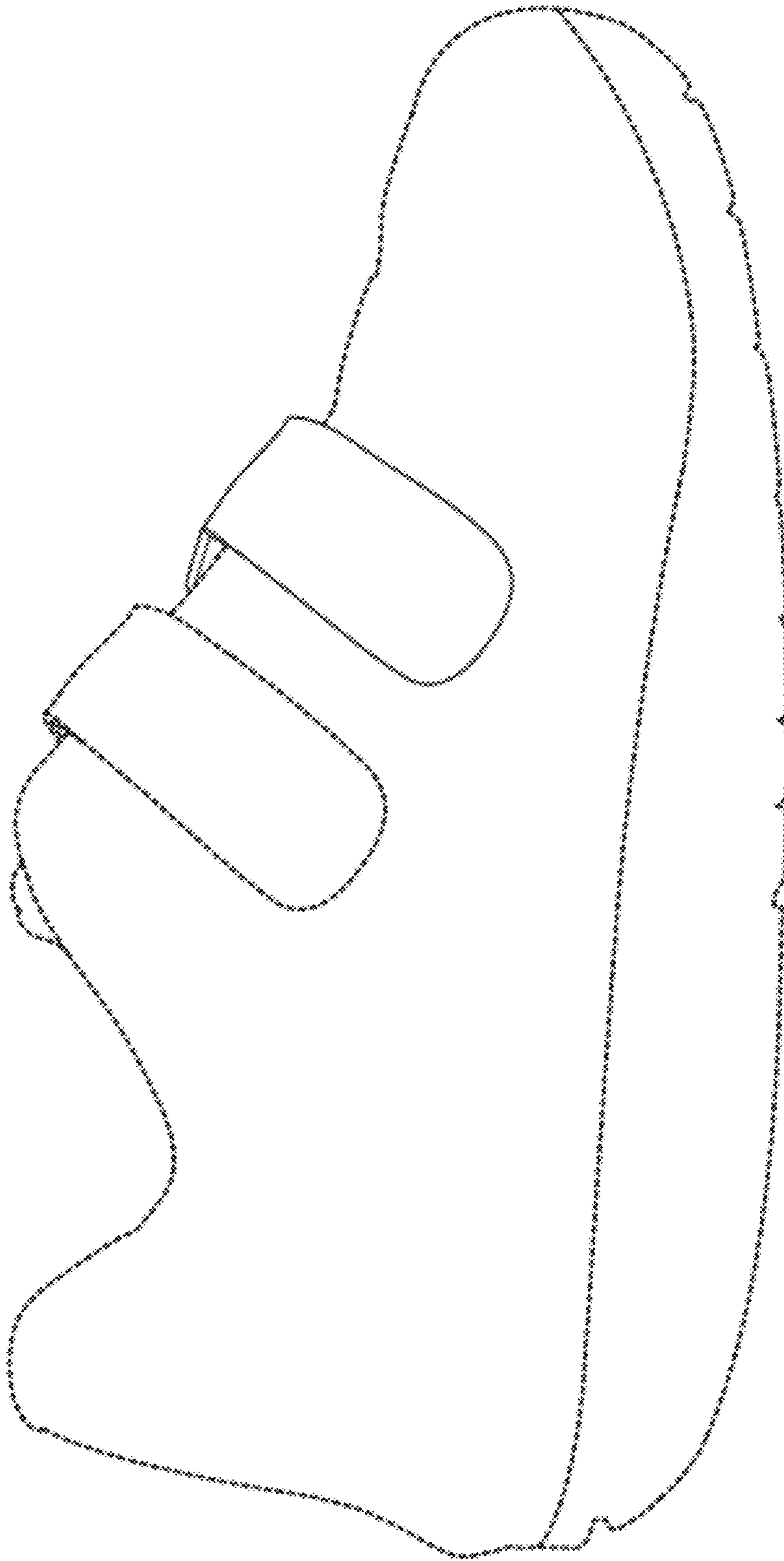


FIG. 5

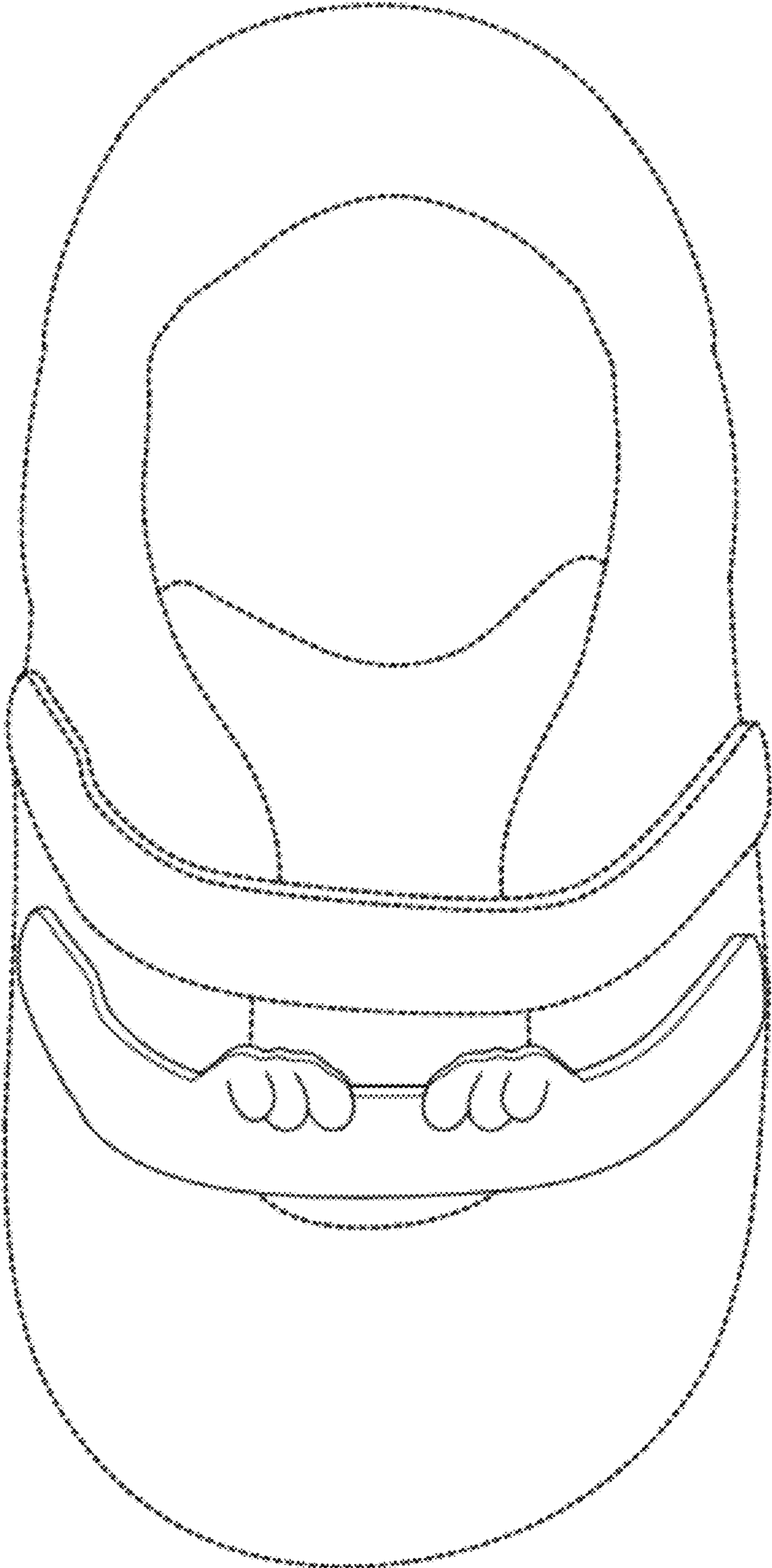


FIG. 6

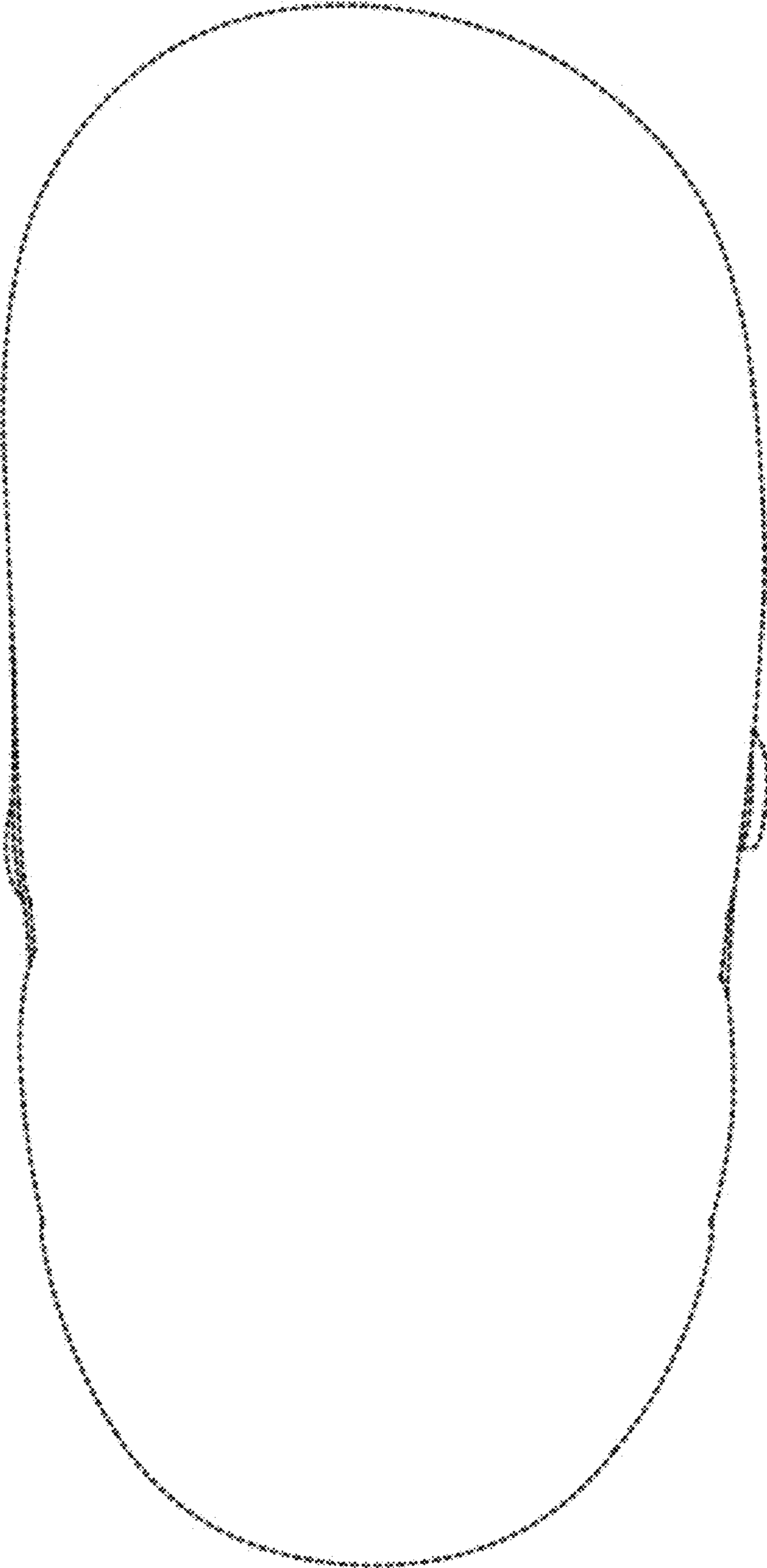


FIG. 7

FIG. 8

