



US00D657528S

(12) **United States Design Patent**
Bomser et al.

(10) **Patent No.:** **US D657,528 S**
(45) **Date of Patent:** **** Apr. 17, 2012**

(54) **TWO-FINGER GLOVE**

(76) Inventors: **Jonathan Bomser**, New York, NY (US);
Marvin Josif, Tenafly, NJ (US)

(**) Term: **14 Years**

(21) Appl. No.: **29/396,904**

(22) Filed: **Jul. 8, 2011**

(51) **LOC (9) Cl.** **02-06**

(52) **U.S. Cl.** **D2/617**

(58) **Field of Classification Search** D2/610,
D2/614, 615, 616, 617, 618, 619, 620, 621,
D2/622, 623; D20/33; D21/807; D28/63;
D29/113, 114, 116.2, 117.1, 117.2, 120.1,
D29/123; D32/40, 41, 42, 43; 2/16, 158,
2/159, 161.1, 161.3, 161.4, 161.5, 161.8,
2/162, 168, 170, 455, 908, 910, 917; 40/586;
446/26

See application file for complete search history.

(56) **References Cited**

U.S. PATENT DOCUMENTS

923,118	A *	5/1909	Eckrode	2/21
2,185,720	A *	1/1940	Bialostok	2/169
2,309,710	A *	1/1943	Patterson, Jr.	2/161.3
2,391,851	A *	12/1945	Willard	2/21
2,633,126	A *	3/1953	Newmark	128/880
2,650,365	A *	9/1953	Singer	2/167
D243,292	S *	2/1977	Koehler	D29/113
4,573,220	A *	3/1986	Baker	2/161.1
D294,878	S *	3/1988	Banks	D29/113
4,751,747	A *	6/1988	Banks et al.	2/21
D351,930	S *	10/1994	Snider et al.	D29/113
D355,521	S *	2/1995	Galdi	D2/610
D358,687	S *	5/1995	Kim	D29/113
D362,105	S *	9/1995	Malloy et al.	D29/116.2
5,500,956	A *	3/1996	Schulkin et al.	2/161.1
5,628,068	A *	5/1997	DeLong	2/161.1
5,689,828	A *	11/1997	Mah	2/16
D400,308	S *	10/1998	Paparella et al.	D29/114

5,829,061	A *	11/1998	Visgil et al.	2/161.6
D410,305	S *	5/1999	Redwood et al.	D29/117.1
D412,048	S *	7/1999	Schiazza	D2/610
5,933,863	A *	8/1999	Monsue	2/21
D414,301	S *	9/1999	Werner	D29/116.2
D416,650	S *	11/1999	Stevens	D29/113
6,055,669	A *	5/2000	Albert	2/161.1
D434,192	S *	11/2000	Warrior	D29/113
6,209,137	B1 *	4/2001	Wallick	2/161.1
6,427,248	B1 *	8/2002	Albert	2/161.3
D472,035	S *	3/2003	McManis	D2/617
6,687,911	B2 *	2/2004	Fitz	2/21
D500,900	S *	1/2005	Shim	D29/123
D515,279	S *	2/2006	Jackson et al.	D2/610
D516,753	S *	3/2006	Grissom	D29/113
7,055,177	B2 *	6/2006	Svrcek	2/21
D524,489	S *	7/2006	Scott	D29/113
D529,663	S *	10/2006	Budd	D29/114
D533,314	S *	12/2006	Schiazza	D29/113
D549,397	S *	8/2007	VanErmen	D29/113
D558,929	S *	1/2008	Bleakney	D29/114

(Continued)

FOREIGN PATENT DOCUMENTS

EM 000157979-0001 * 3/2004

(Continued)

Primary Examiner — Karen E Eldridge Powers

(74) *Attorney, Agent, or Firm* — Baker & Hostetler LLP

(57) **CLAIM**

The ornamental design for a two-finger glove, as shown and described.

DESCRIPTION

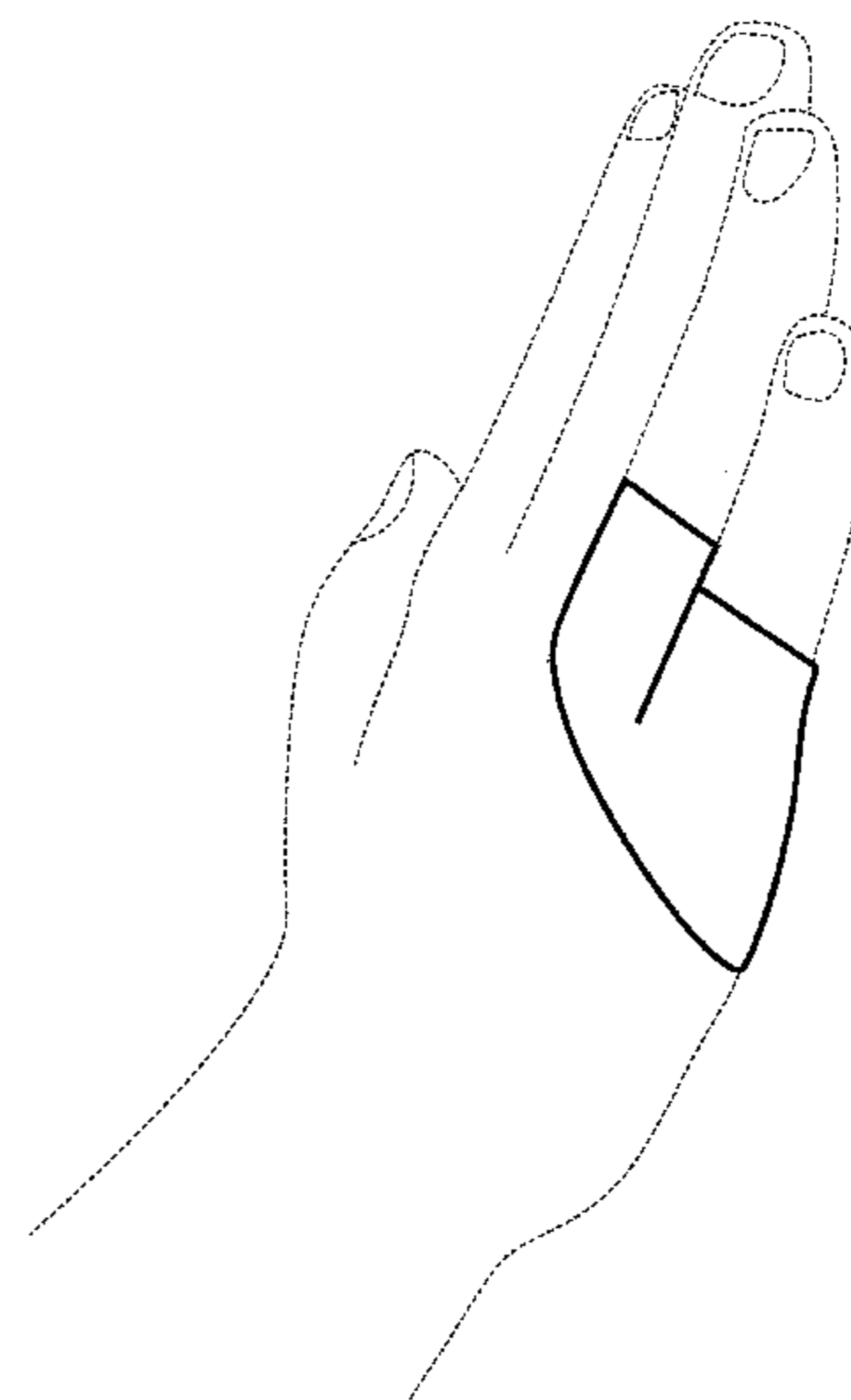

FIG. 1 is a front view of a two-finger glove in accordance with the invention;

FIG. 2 is a rear view thereof; and,

FIG. 3 is a perspective view thereof.

The hand shown in broken lines illustrates the environment in which the design is used and forms no part of the claim.

1 Claim, 3 Drawing Sheets



US D657,528 S

Page 2

U.S. PATENT DOCUMENTS

D581,100 S * 11/2008 Stalter D29/113
D583,104 S * 12/2008 Stewart D29/114
D595,929 S * 7/2009 Brown D2/617
D603,581 S * 11/2009 Rimando D2/617
D617,955 S * 6/2010 Williams D29/116.2
D632,401 S * 2/2011 Stevens D24/193
7,900,636 B1 * 3/2011 Nastro 128/880
2004/0025224 A1 * 2/2004 Albert 2/159

2007/0220654 A1* 9/2007 Lit-Woo 2/159
2009/0025120 A1* 1/2009 Vestling 2/161.1
2010/0043120 A1* 2/2010 Lee 2/161.7

FOREIGN PATENT DOCUMENTS

EM 000648316-0001 * 7/2009
EM 000648316-0009 * 7/2009

* cited by examiner

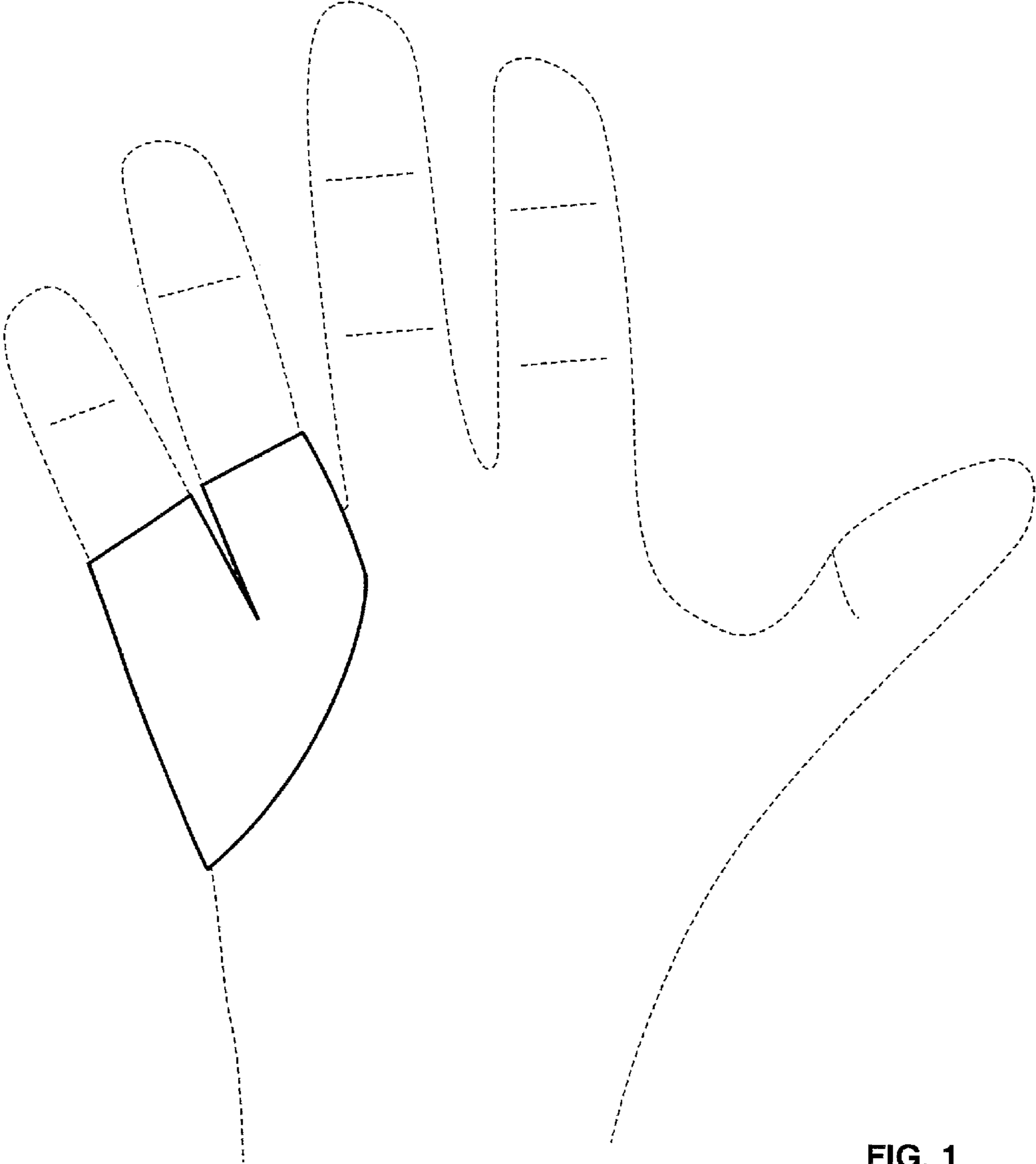


FIG. 1

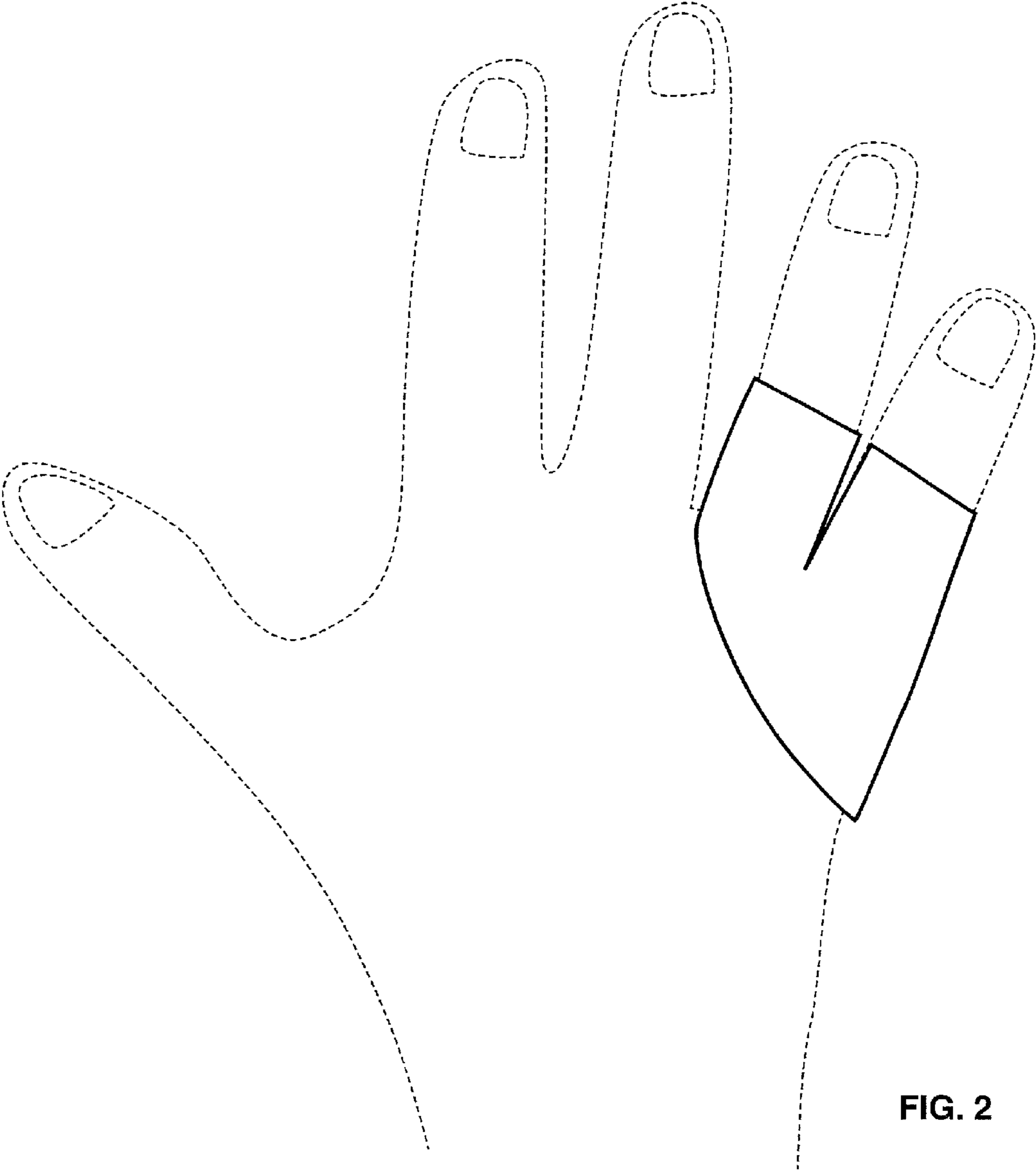


FIG. 2

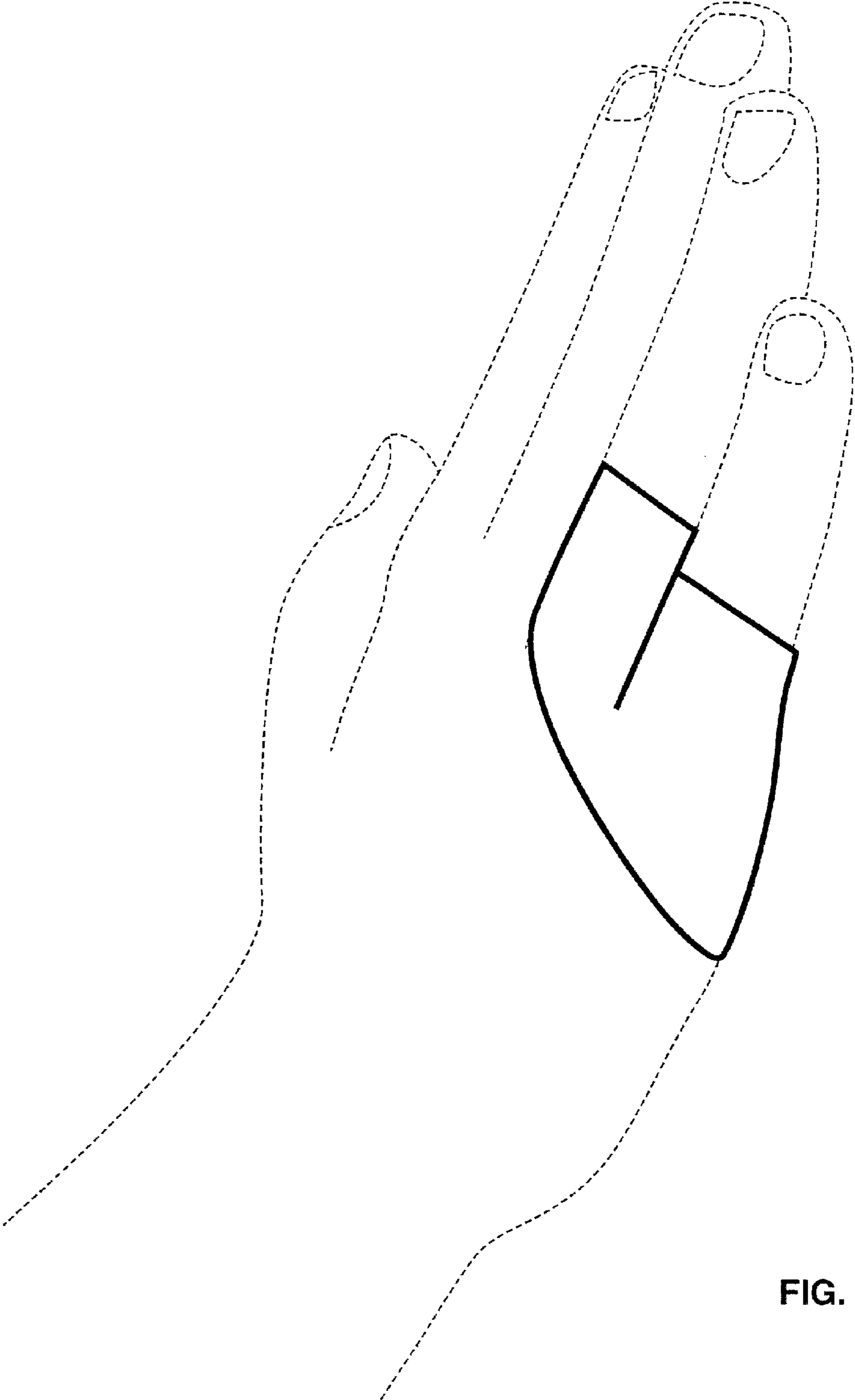


FIG. 3