



US00D657514S

(12) **United States Design Patent**
Pedriza Hernández et al.

(10) **Patent No.:** **US D657,514 S**
(45) **Date of Patent:** **** Apr. 10, 2012**

(54) **SPONGE**

(75) Inventors: **Bernardo Pedriza Hernández**, Madrid (ES); **Ana Tejero Morata**, Madrid (ES)

(73) Assignee: **3M Innovative Properties Company**, St. Paul, MN (US)

(**) Term: **14 Years**

(21) Appl. No.: **29/396,089**

(22) Filed: **Jun. 24, 2011**

(30) **Foreign Application Priority Data**

Dec. 27, 2010 (EM) 001253934-0004

(51) **LOC (9) Cl.** **04-01**

(52) **U.S. Cl.** **D32/40**

(58) **Field of Classification Search** D32/40,
D32/42, 46; D4/118; 15/229.11, 229.13,
15/208, 209.1, 244.1–244.4, 228

See application file for complete search history.

(56) **References Cited**

U.S. PATENT DOCUMENTS

1,778,270	A *	10/1930	Miller	428/316.6
2,341,818	A *	2/1944	Schellings	15/244.4
2,433,695	A *	12/1947	Hoffman	15/229.11
4,287,633	A *	9/1981	Gropper	15/229.11
6,637,066	B1 *	10/2003	Chang	15/209.1
D602,665	S *	10/2009	Porcini et al.	D32/40
D606,718	S *	12/2009	Leahy et al.	D32/40
D610,321	S *	2/2010	Leahy et al.	D32/40

* cited by examiner

Primary Examiner — Robin V Webster

(74) *Attorney, Agent, or Firm* — Lisa P. Fulton; Kevin W. Weber

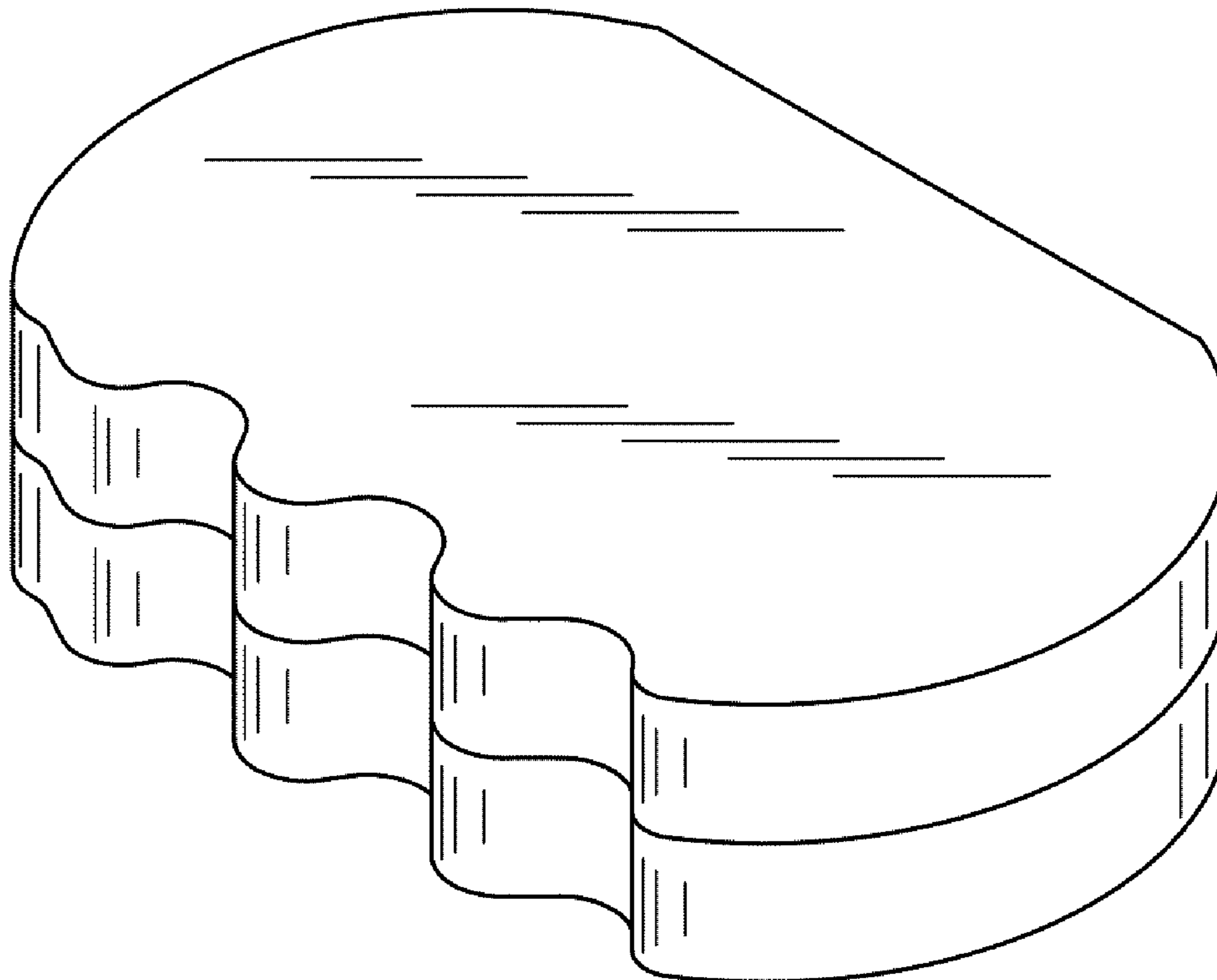
(57) **CLAIM**

The ornamental design for a sponge, as shown and described.

DESCRIPTION

FIG. 1 is a perspective view of a sponge showing the new design;
FIG. 2 is a top view, the bottom view being a mirror image thereof;
FIG. 3 is a front view thereof;
FIG. 4 is a rear view thereof;
FIG. 5 is a left side view thereof; and,
FIG. 6 is a right side view thereof.

1 Claim, 2 Drawing Sheets



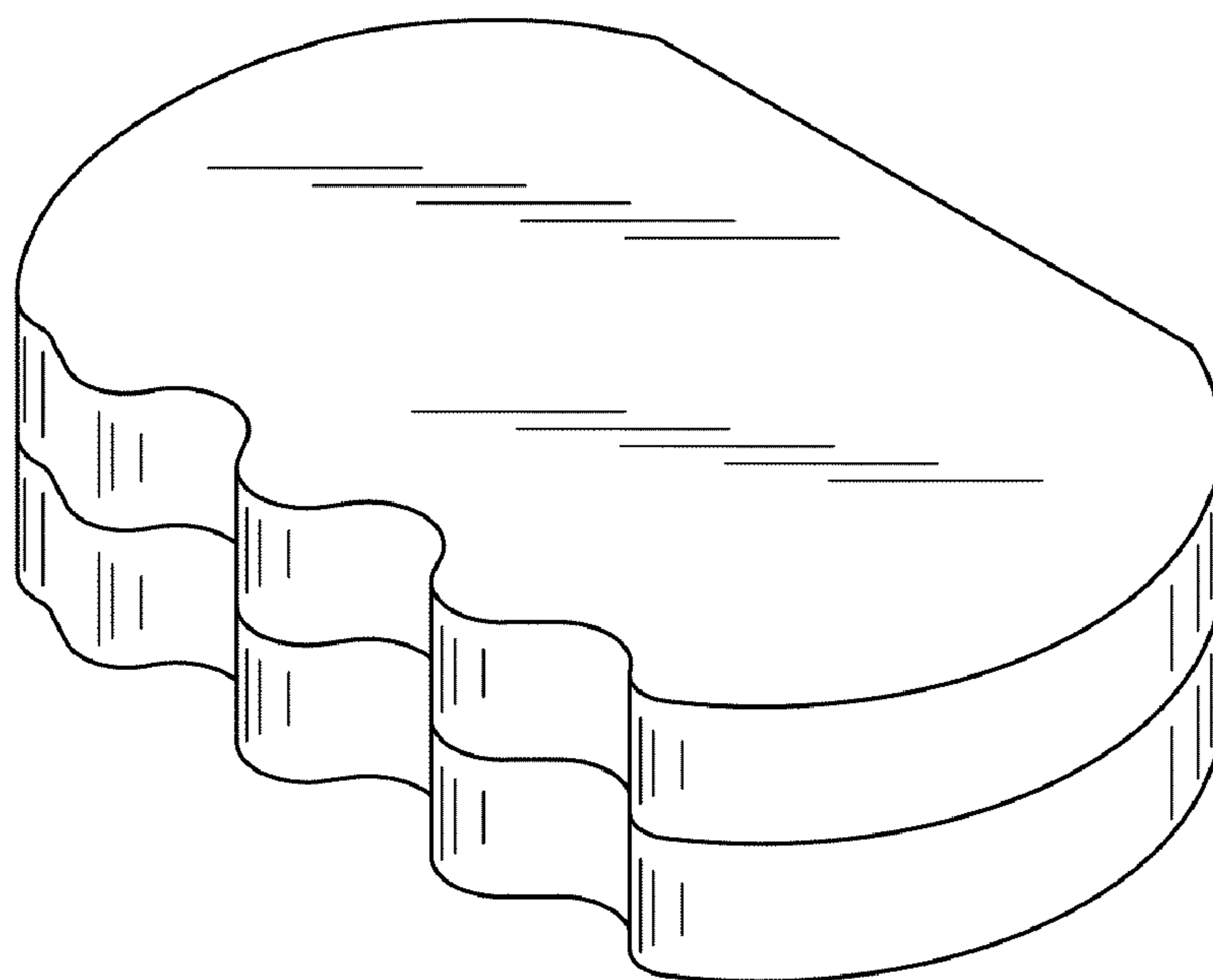


FIG. 1

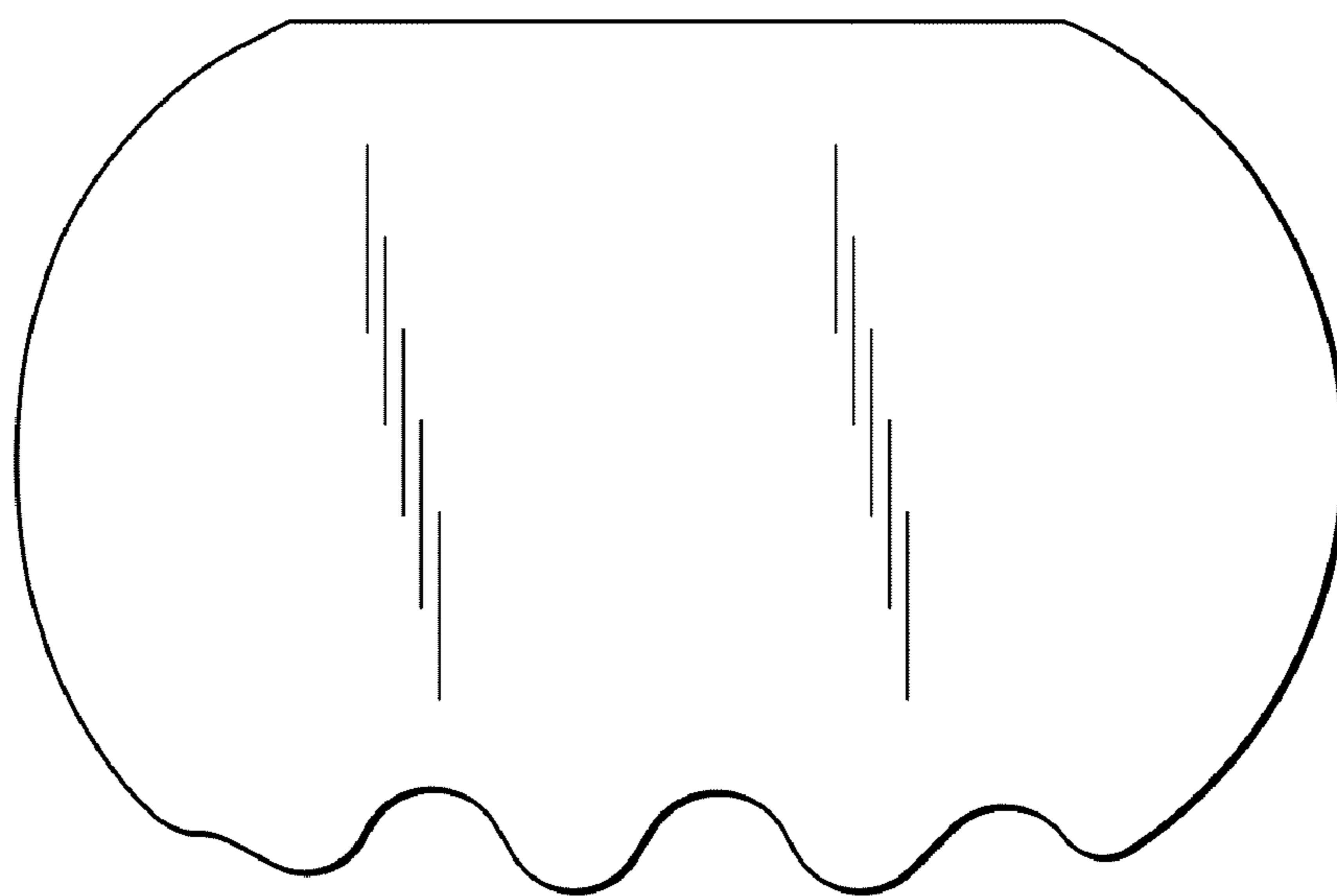


FIG. 2

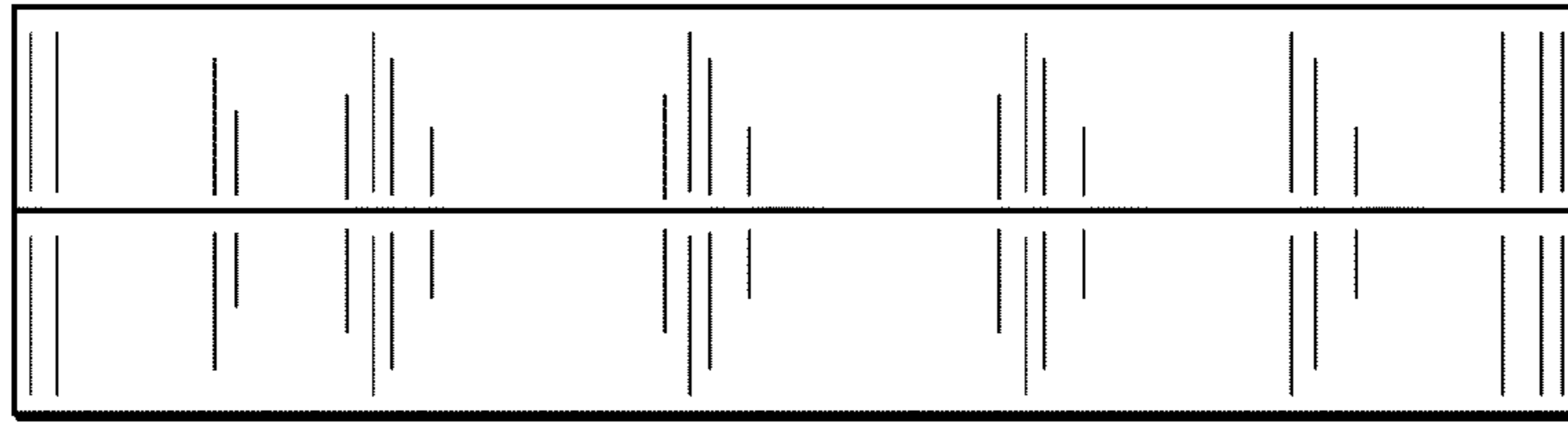


FIG. 3

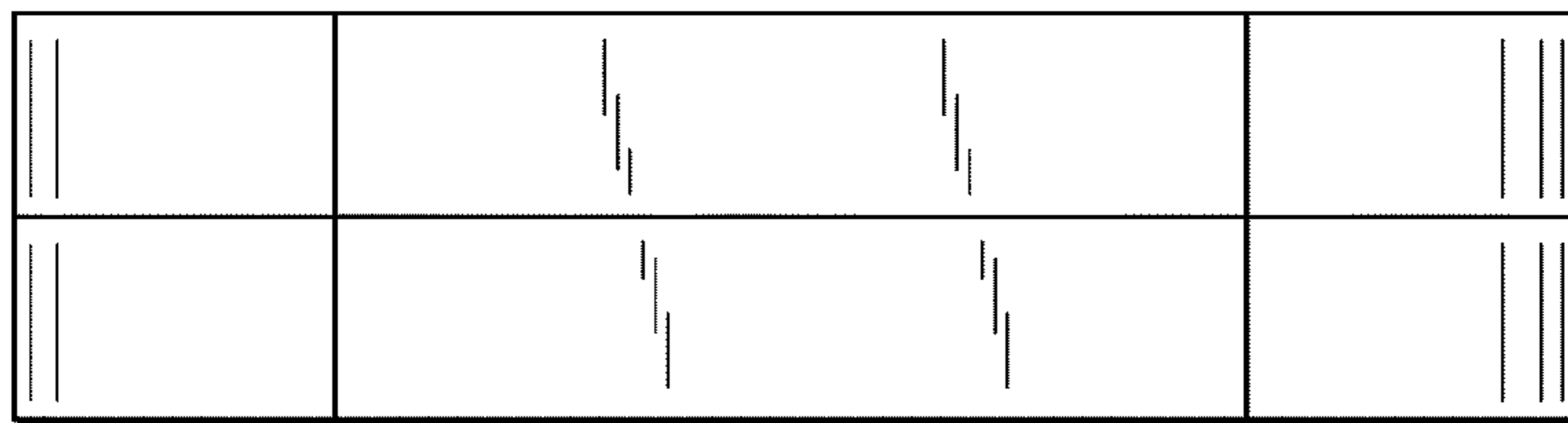


FIG. 4




FIG. 5




FIG. 6