



US00D657502S

(12) **United States Design Patent**  
**Mead**

(10) **Patent No.:** **US D657,502 S**

(45) **Date of Patent:** **\*\* Apr. 10, 2012**

(54) **SHANK PIECE FOR A BRIDLE BIT**

(76) Inventor: **Jessica Lee Mead**, Sheridan, WY (US)

(\*\*) Term: **14 Years**

(21) Appl. No.: **29/372,951**

(22) Filed: **Feb. 10, 2011**

(51) **LOC (9) Cl.** ..... **30-04**

(52) **U.S. Cl.** ..... **D30/136**

(58) **Field of Classification Search** ..... D30/136,  
D30/138; 54/6.1, 6.2, 7-9, 15, 71; 119/833  
See application file for complete search history.

5,822,950 A *	10/1998	de Moya et al.	.....	54/8
D506,579 S *	6/2005	Balding	.....	D30/136
D508,590 S *	8/2005	Weyand	.....	D30/136
D510,646 S *	10/2005	Weyand	.....	D30/136
D513,348 S *	12/2005	Weyand	.....	D30/136
D513,547 S *	1/2006	Baron et al.	.....	D30/160
D523,997 S *	6/2006	Weyand	.....	D30/136

\* cited by examiner

*Primary Examiner* — Susan M Lee

*Assistant Examiner* — Linda G. Brooks

(57) **CLAIM**

The ornamental design for a shank piece for a bridle bit, as shown and described.

(56) **References Cited**

U.S. PATENT DOCUMENTS

690,017 A *	12/1901	Craighead et al.	.....	54/7
2,193,451 A *	3/1940	Fryer	.....	54/7
4,274,246 A *	6/1981	Stewart	.....	54/6.1
4,587,797 A *	5/1986	Conrad	.....	54/8
4,884,390 A *	12/1989	Benjak et al.	.....	54/7
5,062,255 A *	11/1991	Myler et al.	.....	54/7
D328,657 S *	8/1992	Steele	.....	D30/136

**DESCRIPTION**

FIG. 1 is a Front view of a shank piece for a bridle bit showing my new design;

FIG. 2 is a Back view thereof;

FIG. 3 is a Side view of the Front thereof; and,

FIG. 4 is a Side view of the Back thereof.

**1 Claim, 1 Drawing Sheet**

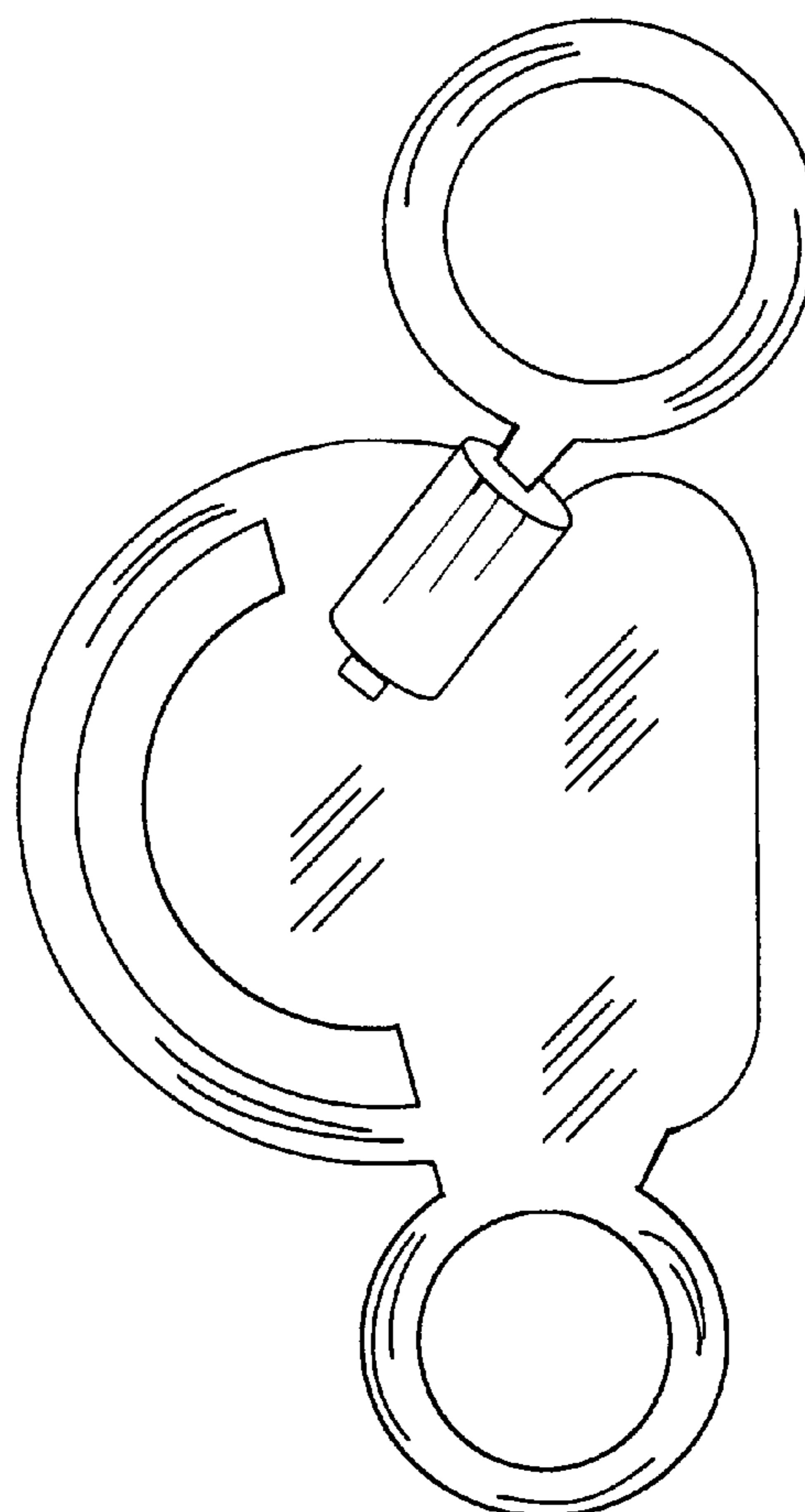
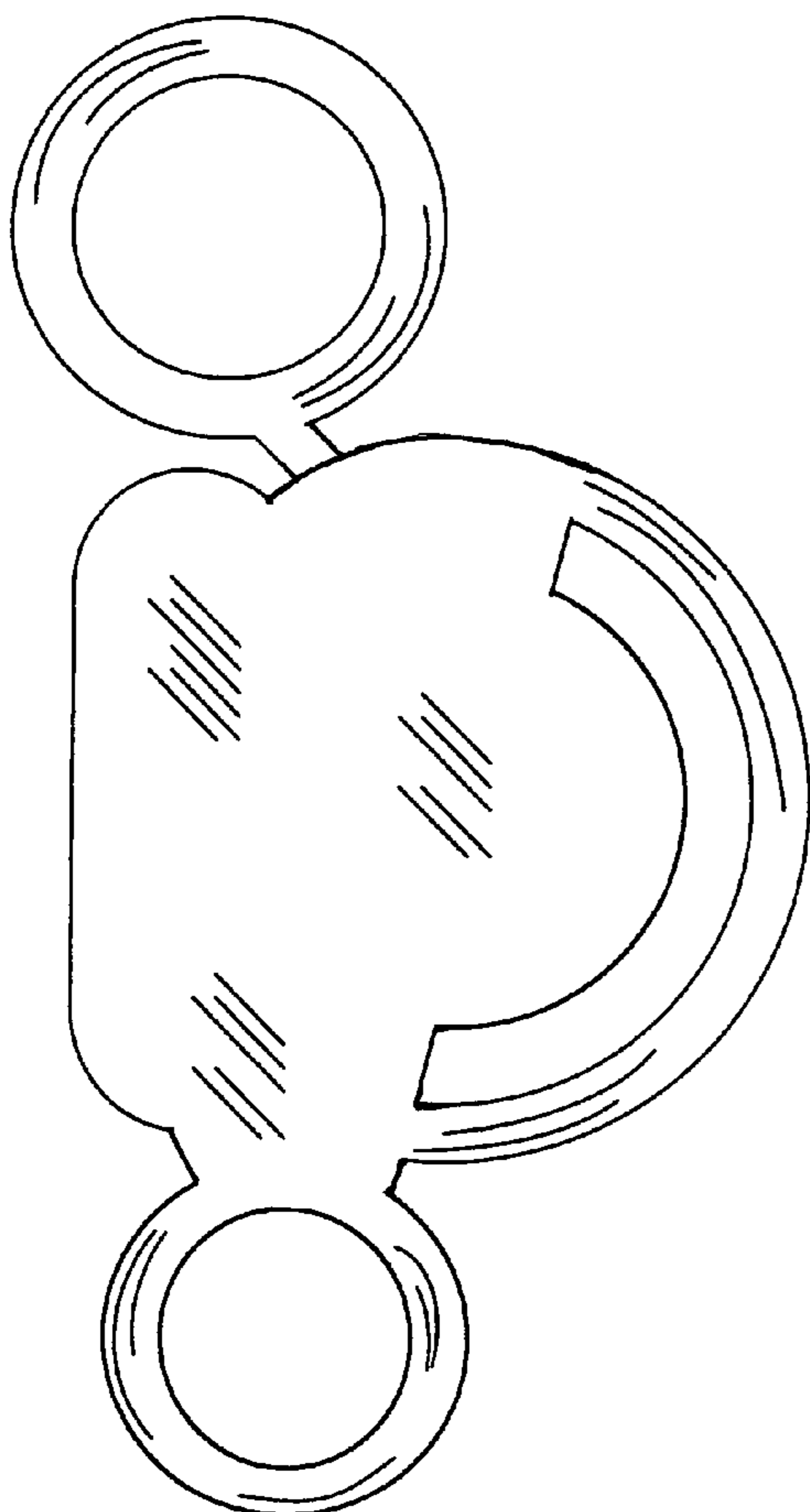


FIG. 3

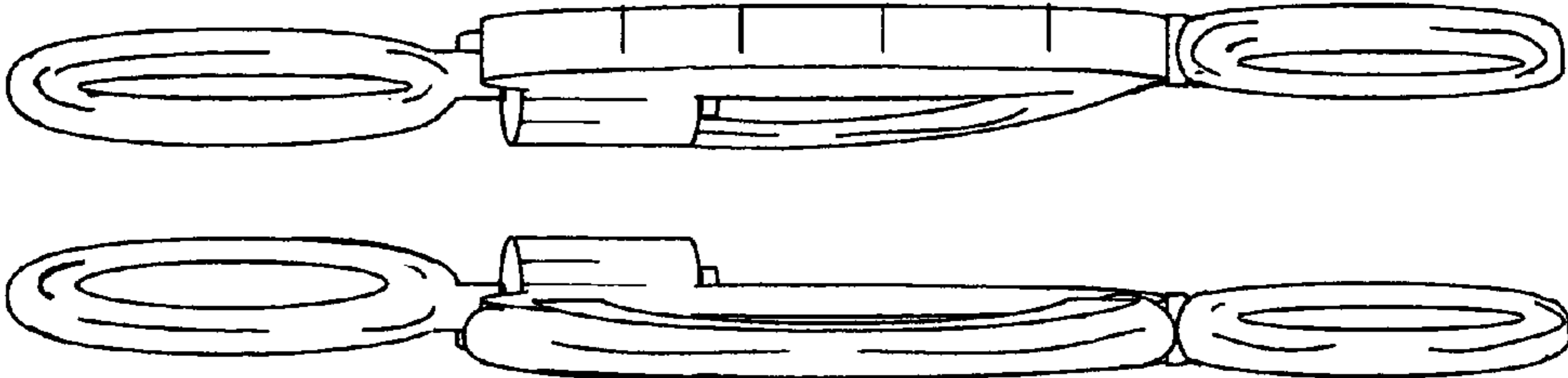


FIG. 2

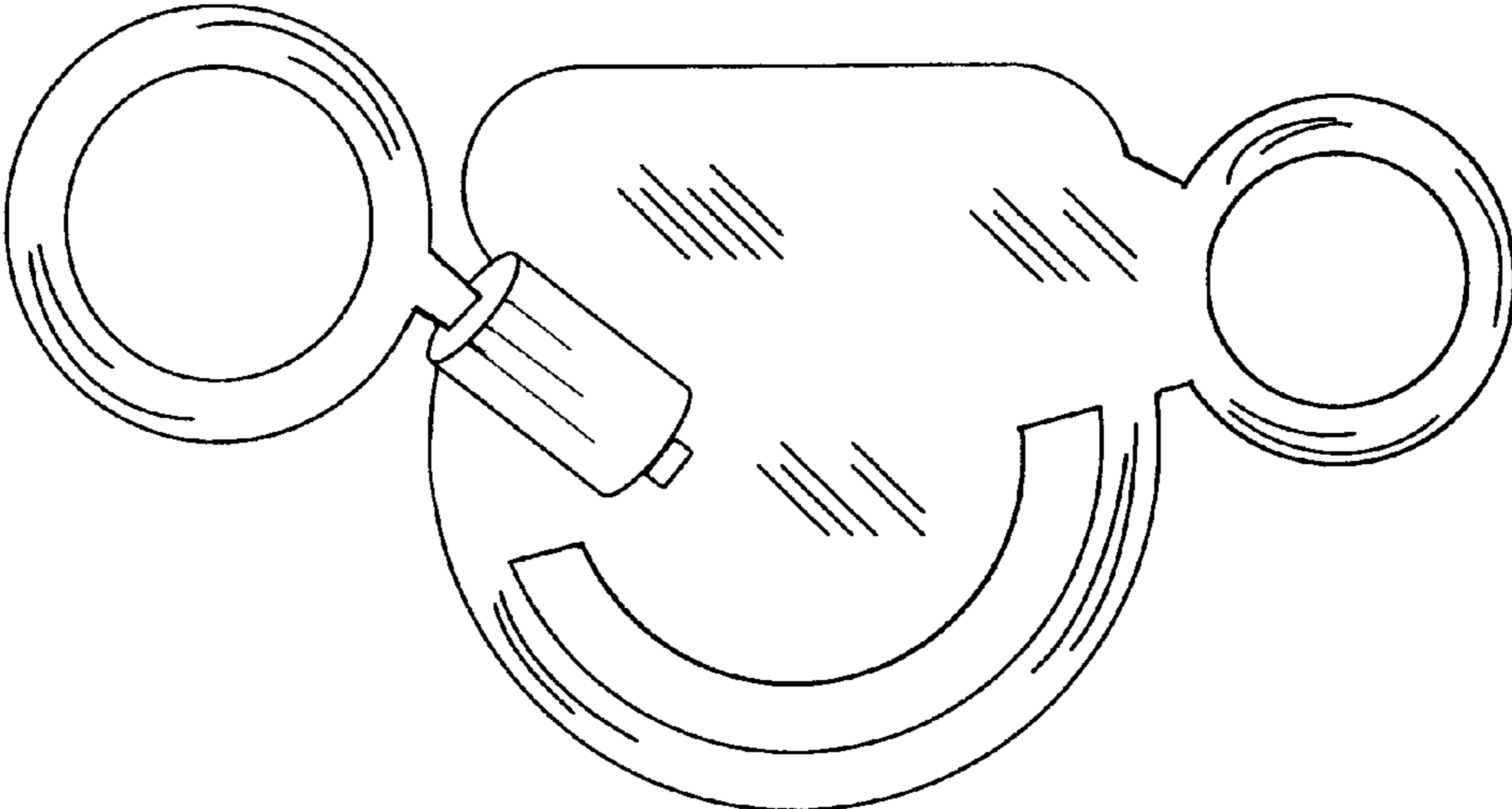


FIG. 1




FIG. 4

