



US00D657497S

(12) **United States Design Patent**
Schiebl

(10) **Patent No.:** **US D657,497 S**
(45) **Date of Patent:** **** Apr. 10, 2012**

(54) **SOFT CUP CHIN GUARD**

(76) Inventor: **Paul Schiebl**, Houston, TX (US)

(**) Term: **14 Years**

(21) Appl. No.: **29/360,082**

(22) Filed: **Apr. 20, 2010**

(51) **LOC (9) Cl.** **29-02**

(52) **U.S. Cl.** **D29/108**

(58) **Field of Classification Search** D29/100,
D29/102, 105, 106, 108, 122; D2/865, 881;
D24/110.1; 128/857, 858, 201.23, 206.19;
2/455, 456, 410, 422, 424, 425, 15, 426,
2/427, 9, 468, 411-414, 206; 267/142, 143,
267/144, 145, 146

See application file for complete search history.

(56) **References Cited**

U.S. PATENT DOCUMENTS

D132,184	S *	4/1942	Lyon	D29/108
3,118,443	A *	1/1964	Dykinga	602/17
3,572,329	A *	3/1971	Woskin	606/204.15
3,619,813	A *	11/1971	Marchello	2/421
D229,127	S *	11/1973	Franklin	D29/108
D243,128	S *	1/1977	Morgan	D29/108
D246,012	S *	10/1977	Minette	D29/108
4,051,556	A *	10/1977	Davenport et al.	2/421
4,646,368	A *	3/1987	Infusino et al.	2/421
4,651,356	A *	3/1987	Zide	2/421
5,717,993	A *	2/1998	Roberts	2/9
5,794,274	A *	8/1998	Kraemer	2/421
D407,860	S *	4/1999	Cox et al.	D29/122
6,289,521	B1 *	9/2001	Ikeda	2/421
6,298,483	B1 *	10/2001	Schiebl et al.	2/9
6,381,757	B2 *	5/2002	Rush, III	2/421
D526,449	S *	8/2006	Dawson et al.	D29/122

D526,746	S *	8/2006	Wong	D29/122
D537,573	S *	2/2007	Trainor et al.	D29/122
D548,893	S *	8/2007	Hedge et al.	D29/122
D548,894	S *	8/2007	Van Trojen	D29/122
D550,849	S *	9/2007	Baker	D24/191
D560,315	S *	1/2008	Wong	D29/122
D606,707	S *	12/2009	Schiebl	D29/122
D618,400	S *	6/2010	Albouy	D29/122
D620,205	S *	7/2010	Schiebl	D29/122
7,886,370	B2 *	2/2011	Winningham	2/421
2003/0163076	A1 *	8/2003	Lukens	602/67
2004/0003452	A1 *	1/2004	Schiebl	2/421
2007/0124842	A1 *	6/2007	Nascimento et al.	2/9
2009/0107514	A1 *	4/2009	Winningham	128/857

* cited by examiner

Primary Examiner — Elizabeth J Oswecki

(74) *Attorney, Agent, or Firm* — Egbert Law Offices PLLC

(57) **CLAIM**

The ornamental design for a soft cup chin guard, as shown and described.

DESCRIPTION

FIG. 1 is an upper perspective view of the soft cup chin guard showing my design.

FIG. 2 is a front elevation view thereof;

FIG. 3 is a top plan view thereof;

FIG. 4 is a bottom plan view thereof;

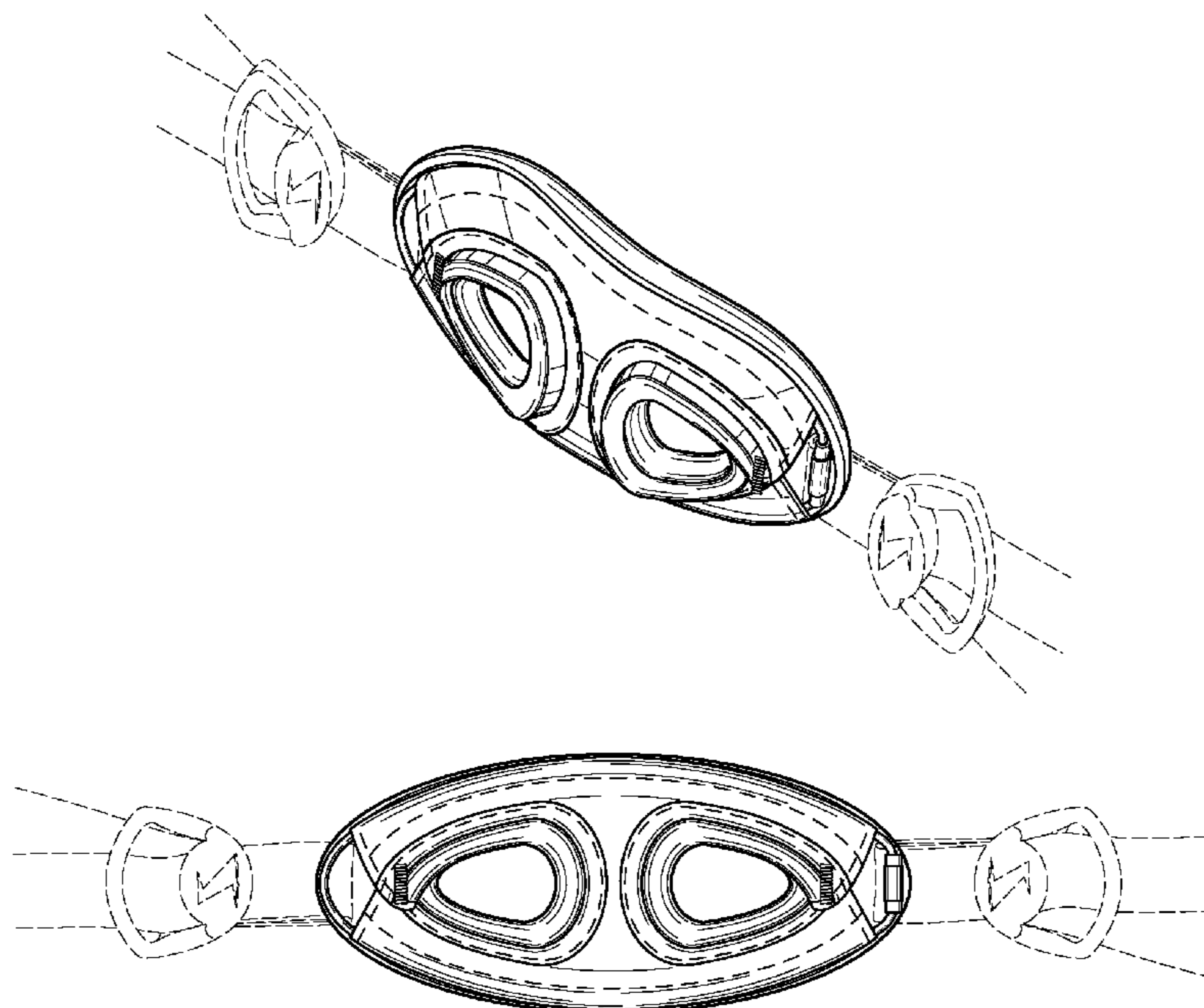
FIG. 5 is back elevation view thereof;

FIG. 6 is a side elevation view thereof; and,

FIG. 7 is an opposite side elevation view thereof.

In the drawings, the broken lines extending outwards from the soft cup chin guard in FIGS. 1-7 depict portions of the design that form no part of the claim. The broken lines on the soft cup chin guard in FIGS. 1-7 represent stitching.

1 Claim, 2 Drawing Sheets



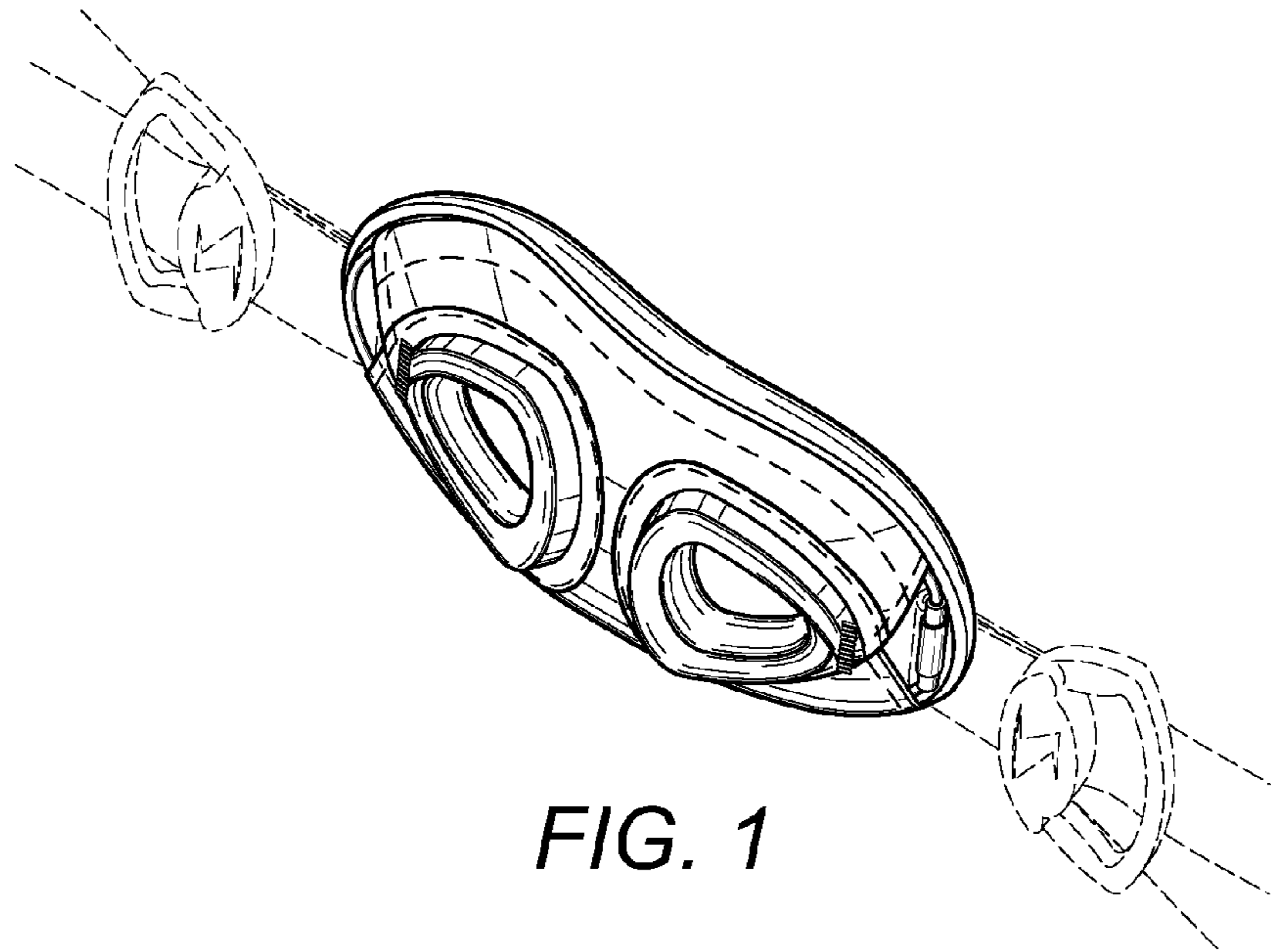


FIG. 1

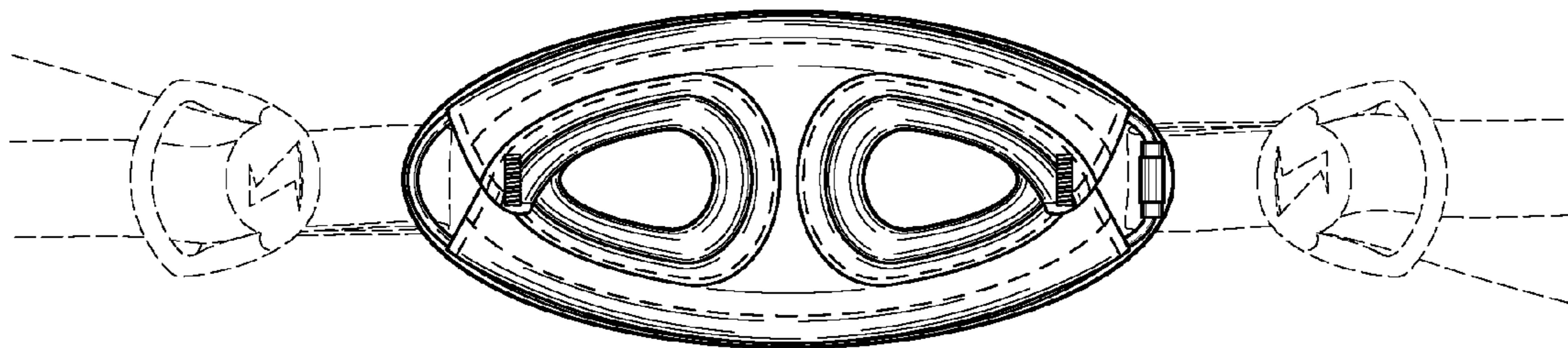


FIG. 2

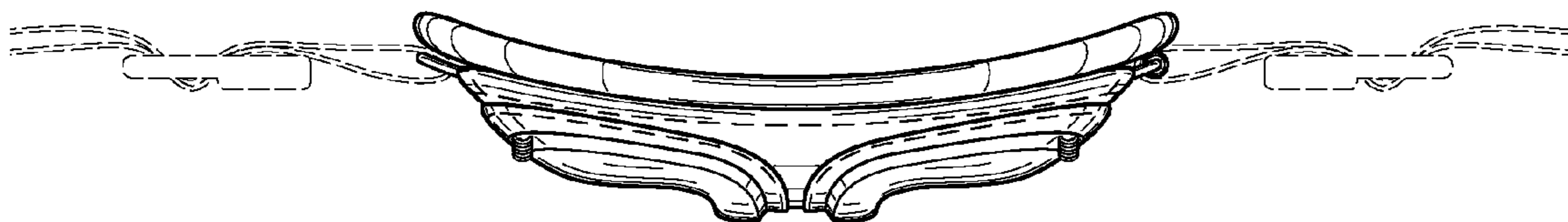


FIG. 3

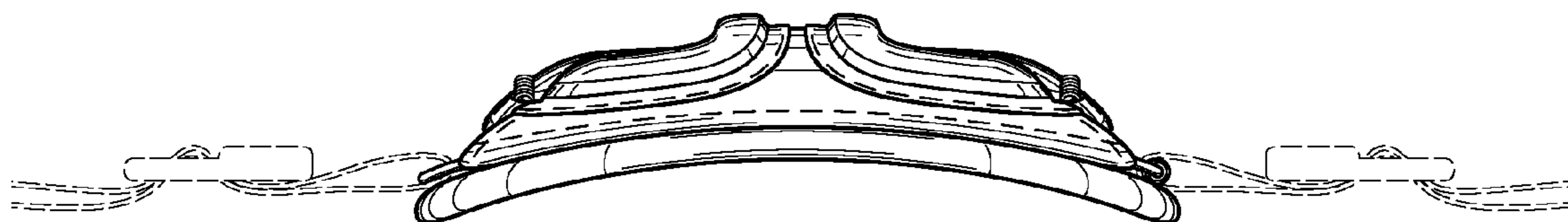


FIG. 4

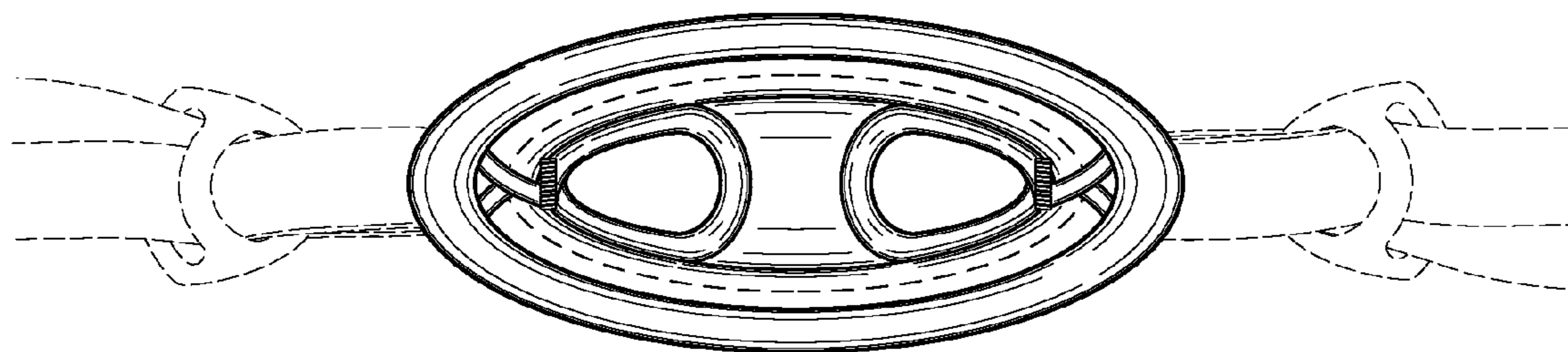


FIG. 5

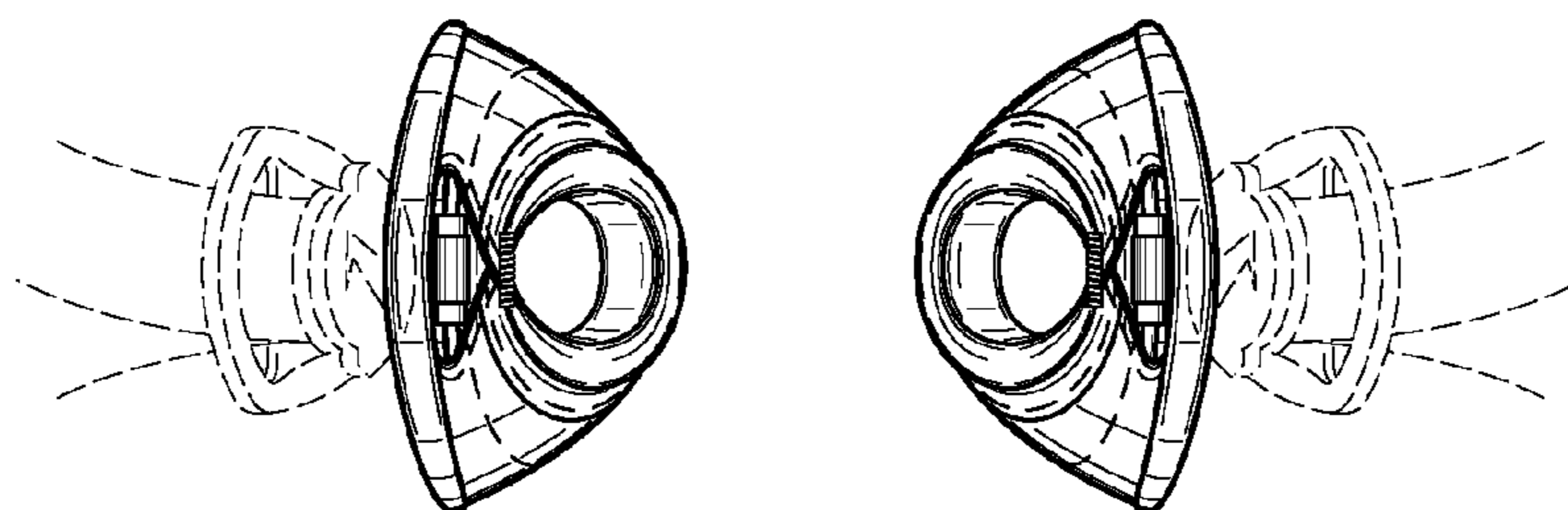


FIG. 6

FIG. 7