



US00D657484S

(12) **United States Design Patent**  
**Wu**

(10) **Patent No.:** **US D657,484 S**

(45) **Date of Patent:** **\*\* Apr. 10, 2012**

(54) **FLASHLIGHT**

(75) Inventor: **Liuning Wu**, Ningbo (CN)

(73) Assignee: **Ningbo Worth International Trade Co., Ltd.**, Ningbo (CN)

(\*\*) Term: **14 Years**

(21) Appl. No.: **29/373,779**

(22) Filed: **May 19, 2011**

(51) **LOC (9) Cl.** ..... **26-02**

(52) **U.S. Cl.** ..... **D26/46**

(58) **Field of Classification Search** ..... D26/37,  
D26/38, 39, 46, 49; 362/157, 158, 183, 184,  
362/194-196, 200-208

See application file for complete search history.

(56) **References Cited**

**U.S. PATENT DOCUMENTS**

D345,991 S *	4/1994	Tzong-Taur	.....	D19/36
D357,275 S *	4/1995	Covington et al.	.....	D19/42
D364,641 S *	11/1995	Osterhout	.....	D19/36
D392,999 S *	3/1998	Varholik	.....	D19/36
D400,579 S *	11/1998	Ham	.....	D19/36
D400,921 S *	11/1998	Ting	.....	D19/36
D407,508 S *	3/1999	Chiu	.....	D26/37
D451,138 S *	11/2001	Rosenbaum	.....	D19/36
D465,865 S *	11/2002	Hamilton et al.	.....	D26/37

D486,930 S *	2/2004	Stoddard et al.	.....	D26/37
D497,179 S *	10/2004	Chen	.....	D19/36
D497,638 S *	10/2004	Chen	.....	D19/36
D518,906 S *	4/2006	Stoddard et al.	.....	D26/37
D560,007 S *	1/2008	McMillan et al.	.....	D26/37
D598,150 S *	8/2009	Bertken	.....	D26/38

\* cited by examiner

*Primary Examiner* — Ian Simmons

*Assistant Examiner* — Carissa C Fitts

(74) *Attorney, Agent, or Firm* — Thomas I. Rozsa

(57) **CLAIM**

The ornamental design for a flashlight, as shown and described.

**DESCRIPTION**

FIG. 1 is a side-front perspective view of the flashlight, showing my new design;

FIG. 2 is a front elevational view thereof;

FIG. 3 is rear elevational view thereof;

FIG. 4 is a left side elevational view thereof;

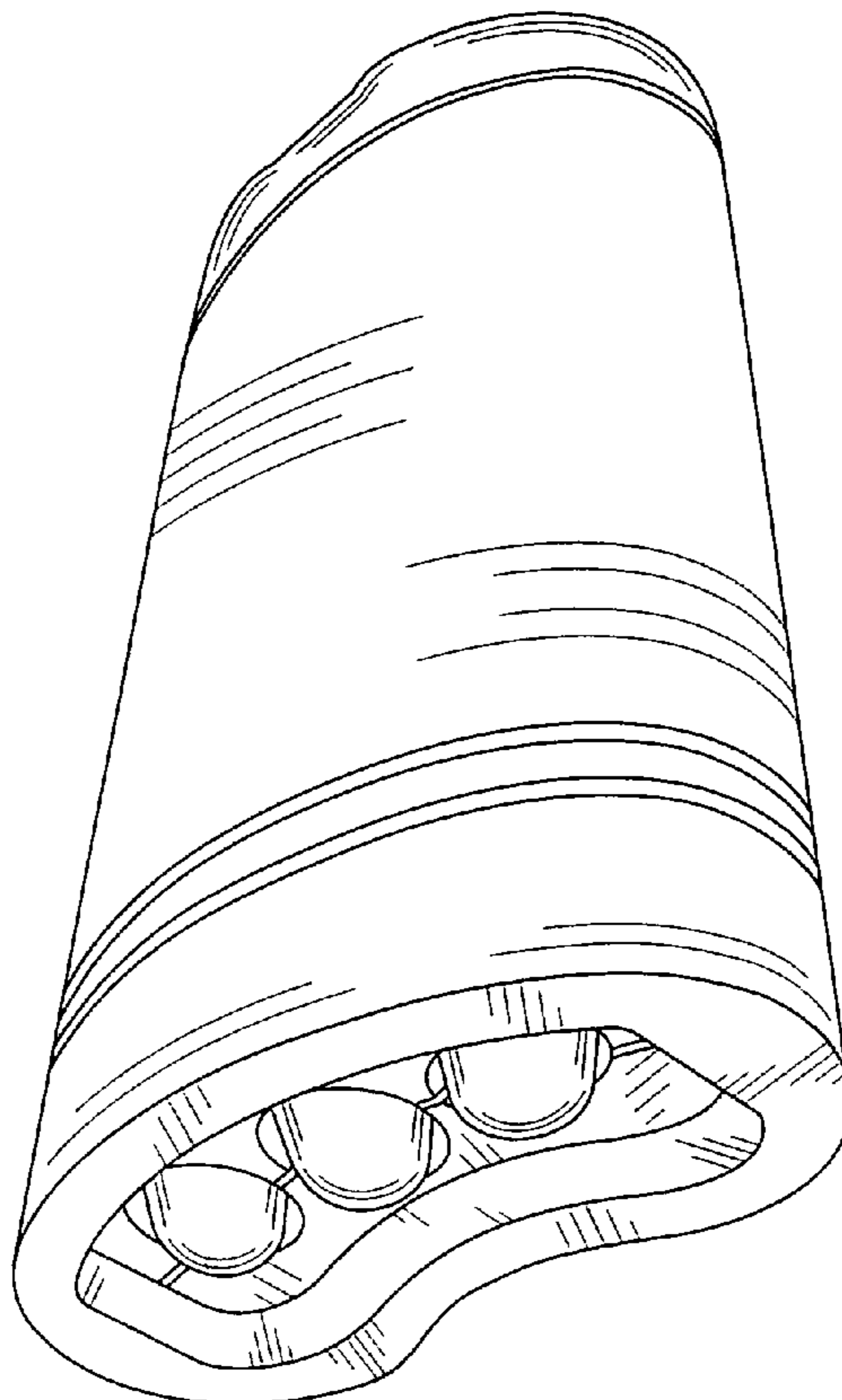
FIG. 5 is a right side elevational view thereof;

FIG. 6 is a top elevational view thereof;

FIG. 7 is a bottom elevational view thereof; and,

FIG. 8 is a bottom perspective view thereof.

**1 Claim, 6 Drawing Sheets**



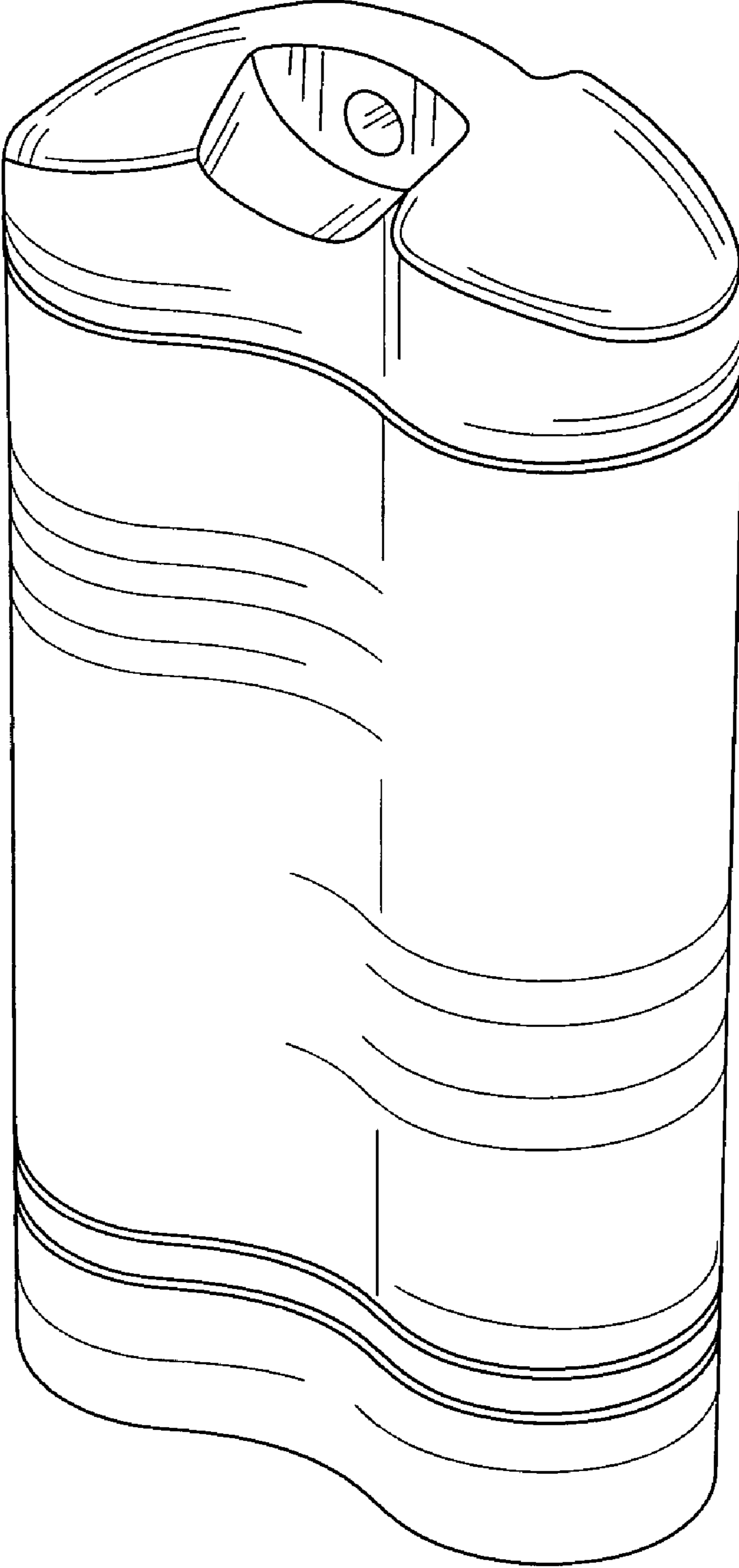


FIG. 1




FIG. 2

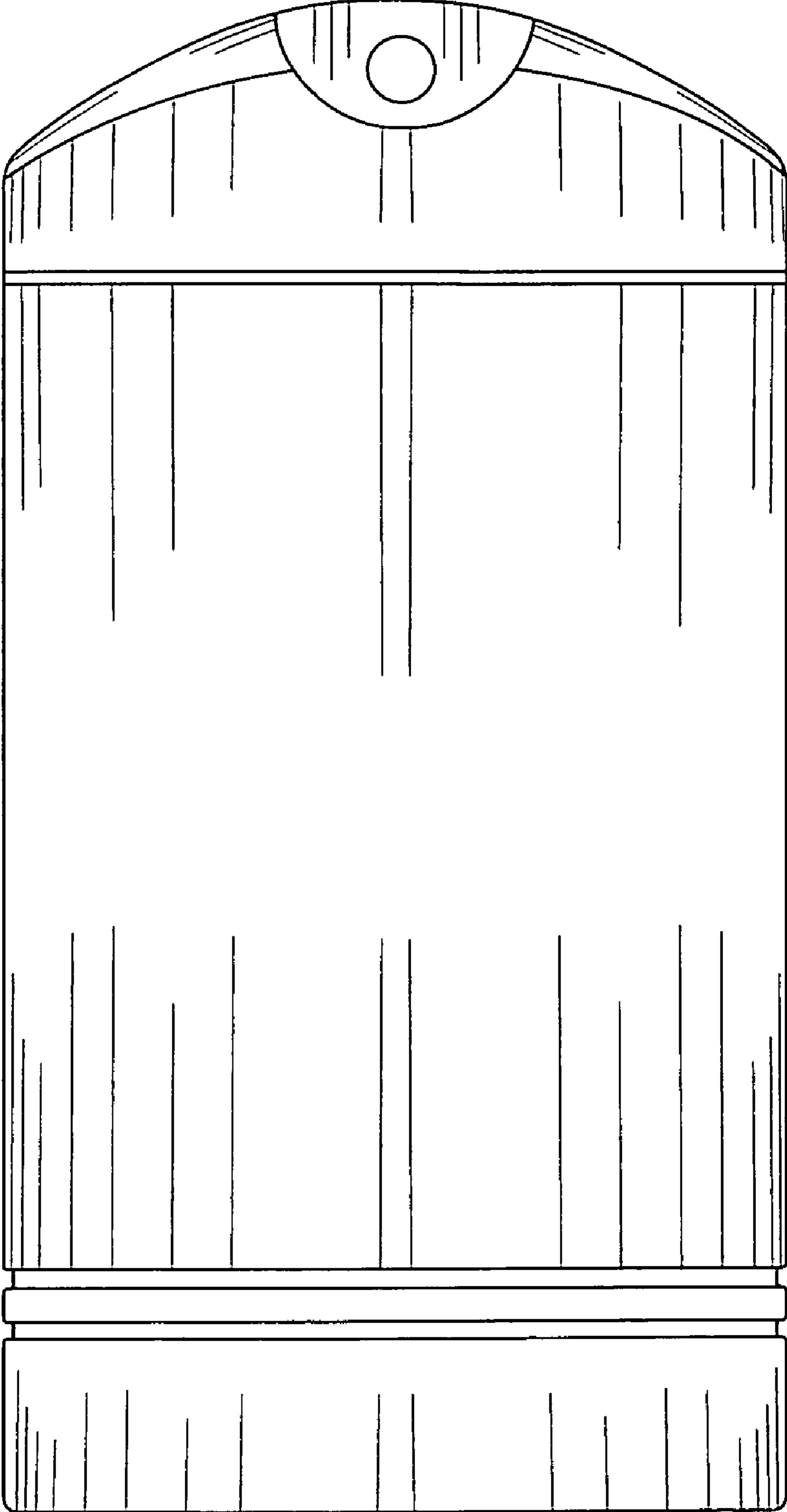


FIG. 3




FIG. 4




FIG. 5

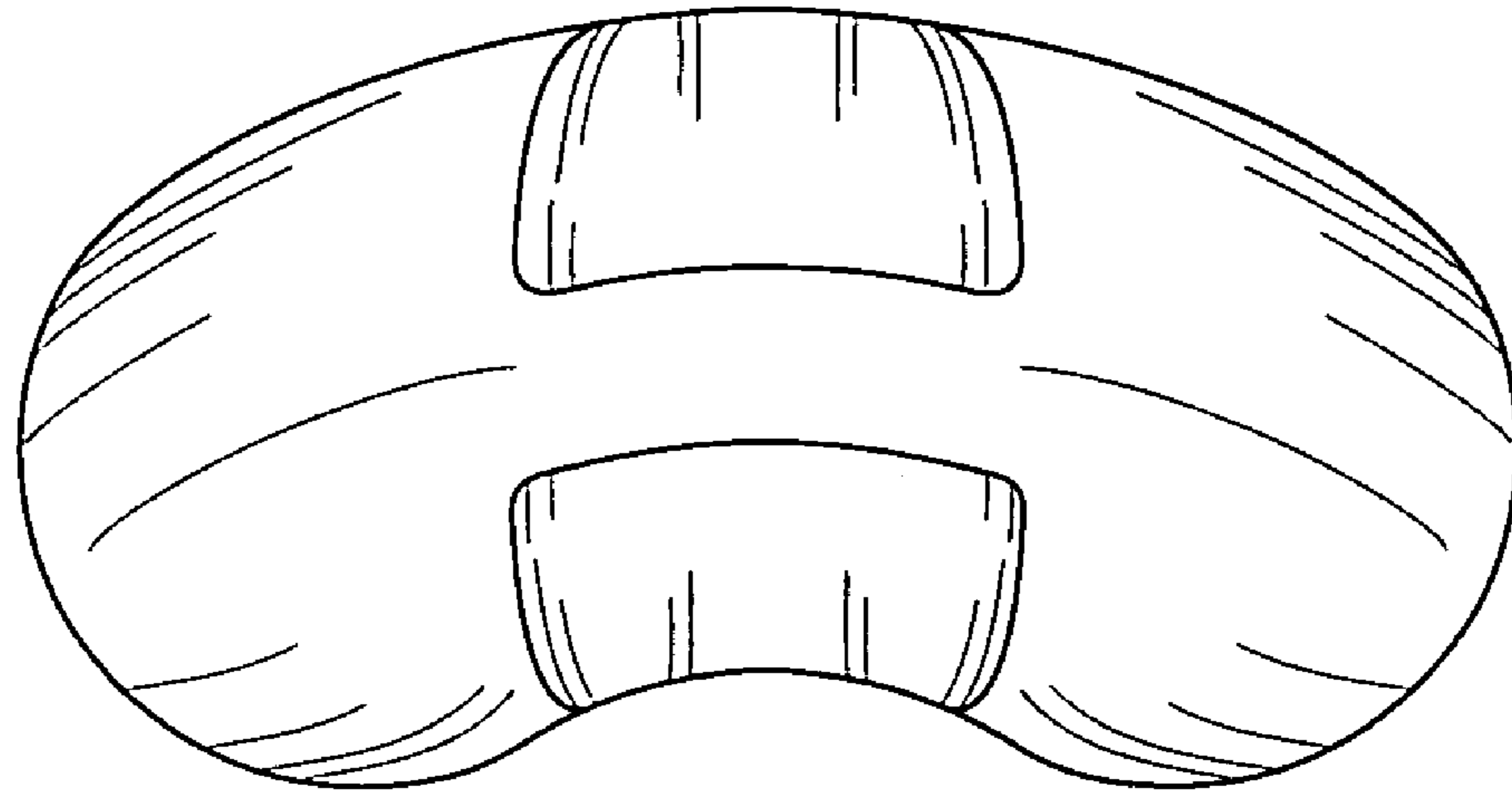


FIG. 6

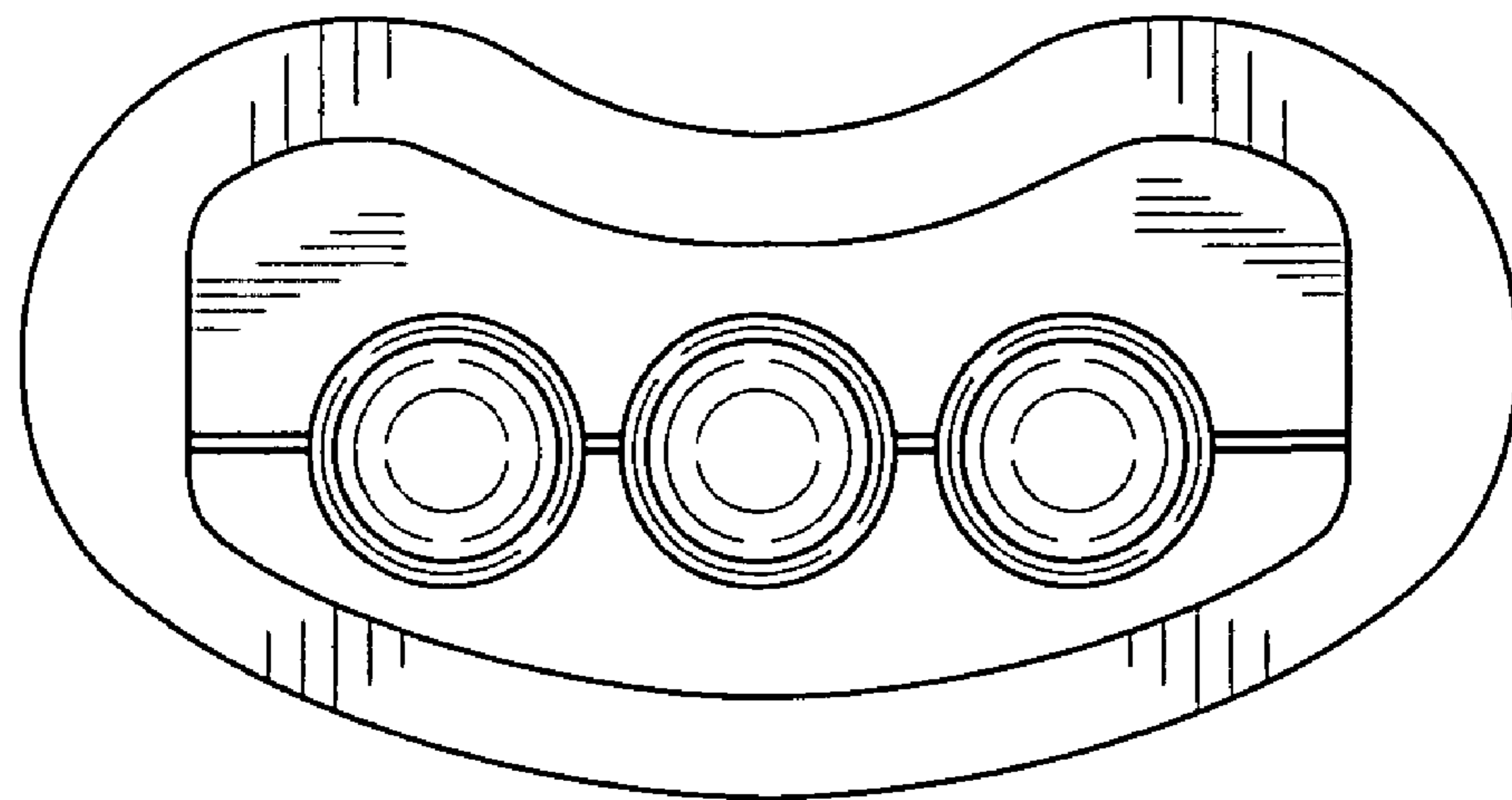


FIG. 7




FIG. 8