



US00D657468S

(12) **United States Design Patent**  
**Held**

(10) **Patent No.:** **US D657,468 S**

(45) **Date of Patent:** **\*\* Apr. 10, 2012**

(54) **ORTHOPEDIC SUPPORT DEVICE**

(76) Inventor: **Pamela Held**, Charlotte, NC (US)

(\*\*) Term: **14 Years**

(21) Appl. No.: **29/403,251**

(22) Filed: **Oct. 3, 2011**

**Related U.S. Application Data**

(62) Division of application No. 29/385,396, filed on Feb. 14, 2011, now Pat. No. Des. 649,253.

(51) **LOC (9) Cl.** ..... **24-01**

(52) **U.S. Cl.** ..... **D24/184**

(58) **Field of Classification Search** ..... D24/183-184,  
D24/191, 200; D6/501, 601, 604, 595, 596,  
D6/599, 609; 5/630, 631, 633, 636, 637,  
5/640, 652-655, 648; 128/845, 869; 52/287.1;  
D25/119, 136

See application file for complete search history.

(56) **References Cited**

**U.S. PATENT DOCUMENTS**

D257,200 S \* 10/1980 LaRocca ..... D6/601  
D370,820 S \* 6/1996 Kilbey ..... D6/596  
D441,451 S \* 5/2001 Tumey et al. .... D24/183

D464,520 S \* 10/2002 Bond ..... D6/601  
6,578,218 B2 \* 6/2003 Wassilefsky ..... 5/648  
D541,096 S \* 4/2007 Georgescu ..... D6/601  
D542,071 S \* 5/2007 Chan ..... D6/601  
D582,045 S \* 12/2008 James ..... D24/191  
D592,438 S \* 5/2009 Schottin ..... D6/601  
D614,901 S \* 5/2010 Welch ..... D6/601  
D634,960 S \* 3/2011 Anson ..... D6/601  
D637,434 S \* 5/2011 Lovinger et al. .... D6/601  
D637,435 S \* 5/2011 Lovinger et al. .... D6/601  
D637,436 S \* 5/2011 Lovinger et al. .... D6/601  
D639,101 S \* 6/2011 Kalatsky ..... D6/601

\* cited by examiner

*Primary Examiner* — T. Chase Nelson

*Assistant Examiner* — Mark Cavanna

(74) *Attorney, Agent, or Firm* — Olive Law Group, PLLC

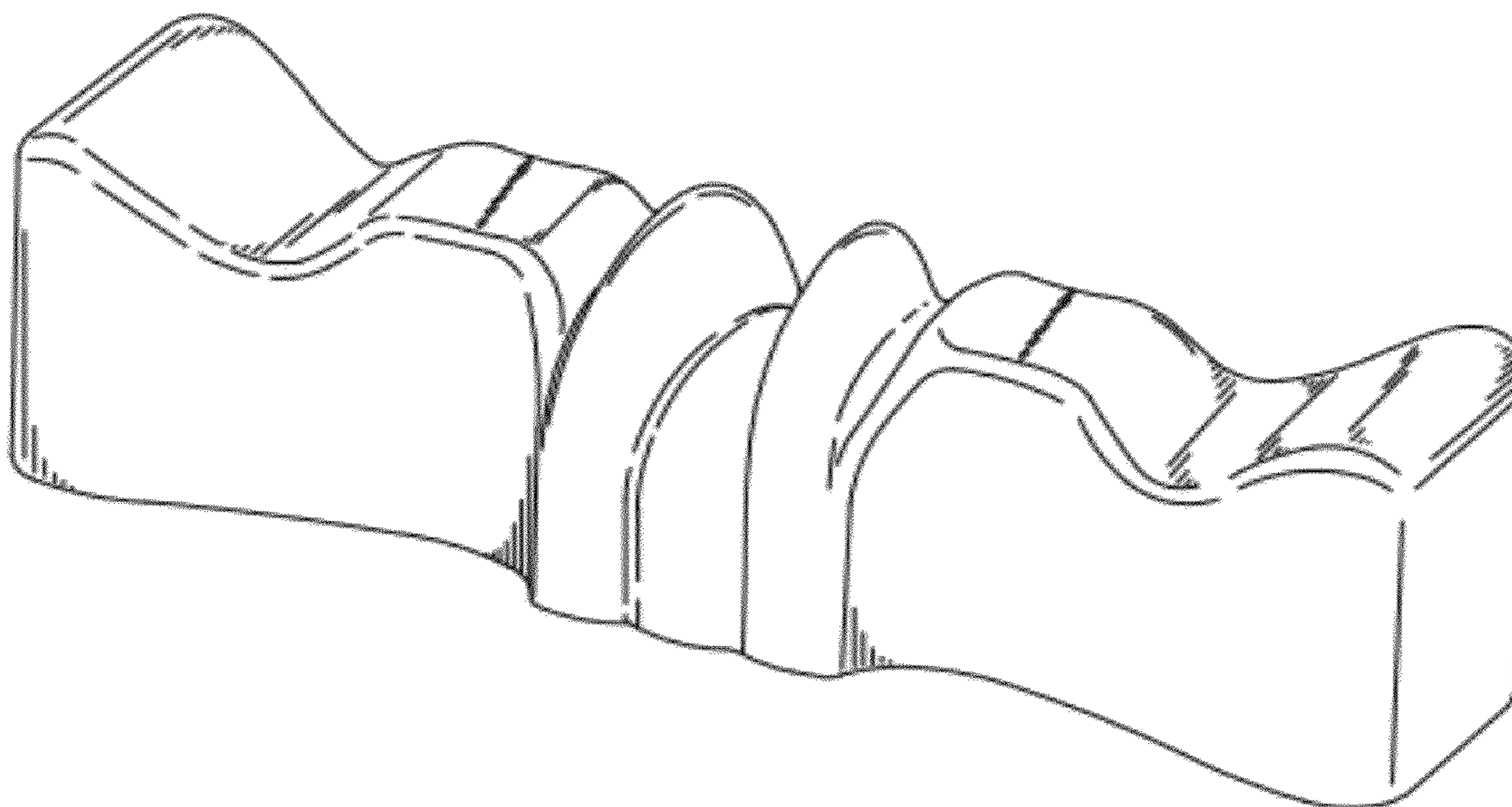
(57) **CLAIM**

I claim the ornamental design for the orthopedic support device, as shown and described.

**DESCRIPTION**

FIG. 1 is a perspective view of an orthopedic support device showing my new design;  
FIG. 2 is a front view thereof;  
FIG. 3 is a back view thereof;  
FIG. 4 is a top view thereof;  
FIG. 5 is a side view thereof; and,  
FIG. 6 is a bottom view thereof.

**1 Claim, 3 Drawing Sheets**



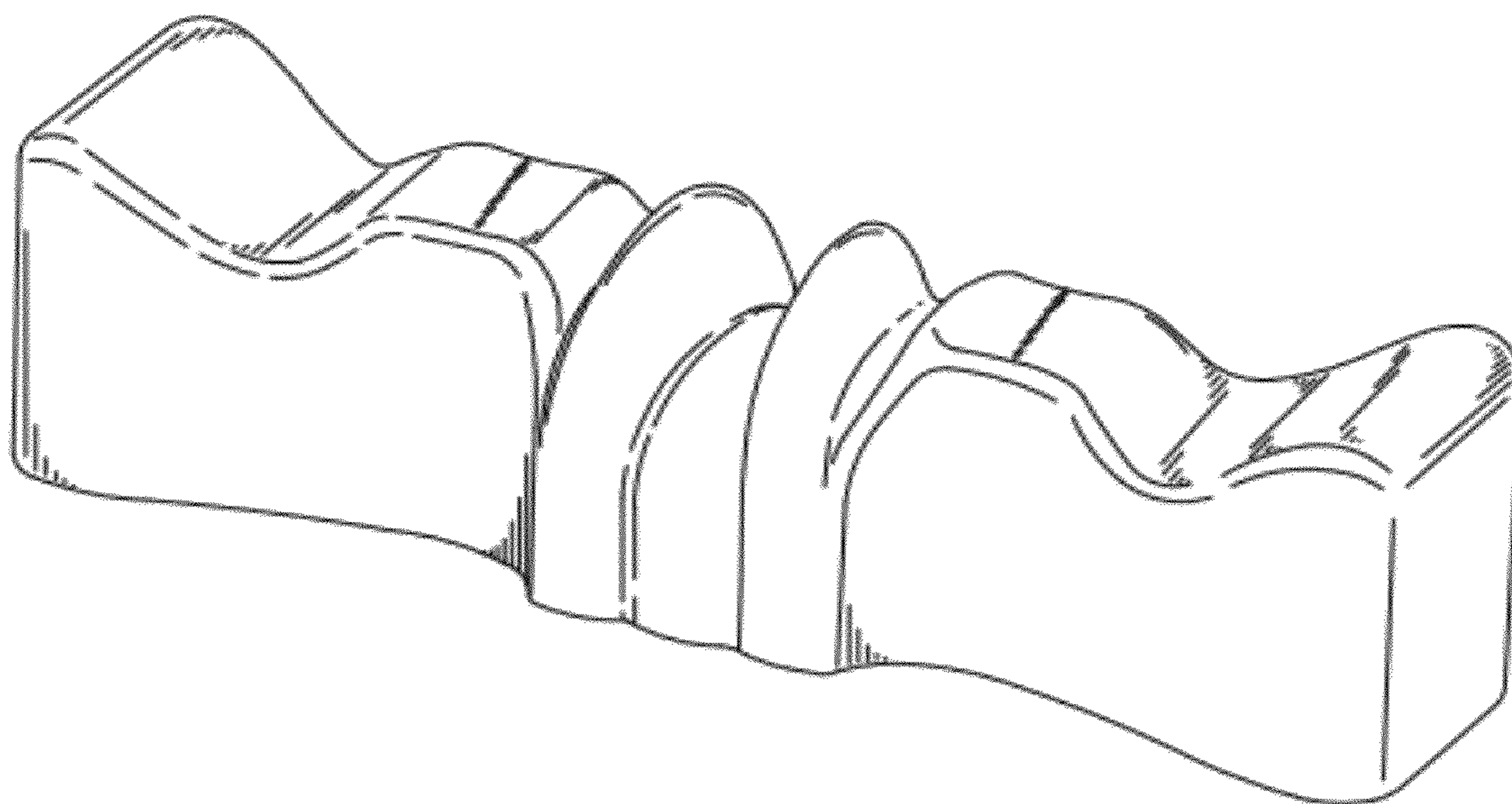


FIG. 1

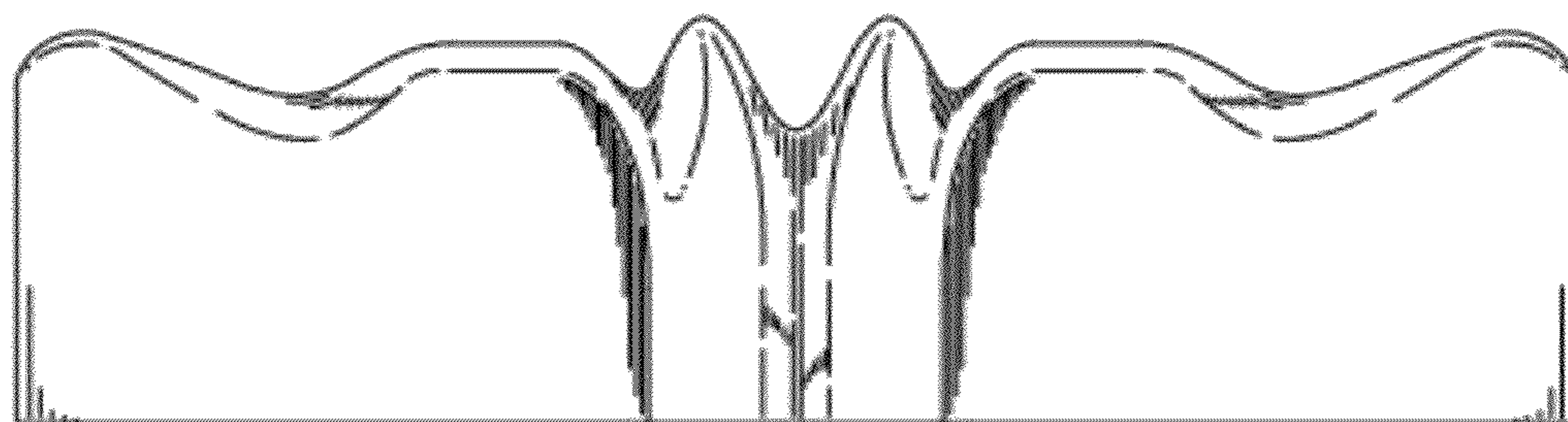


FIG. 2

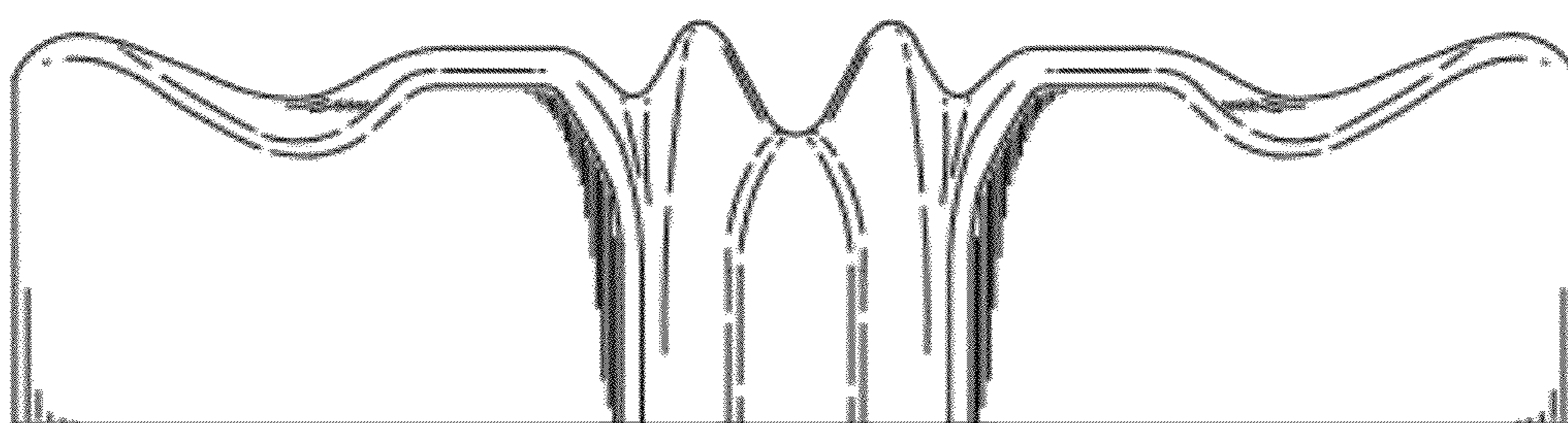


FIG. 3



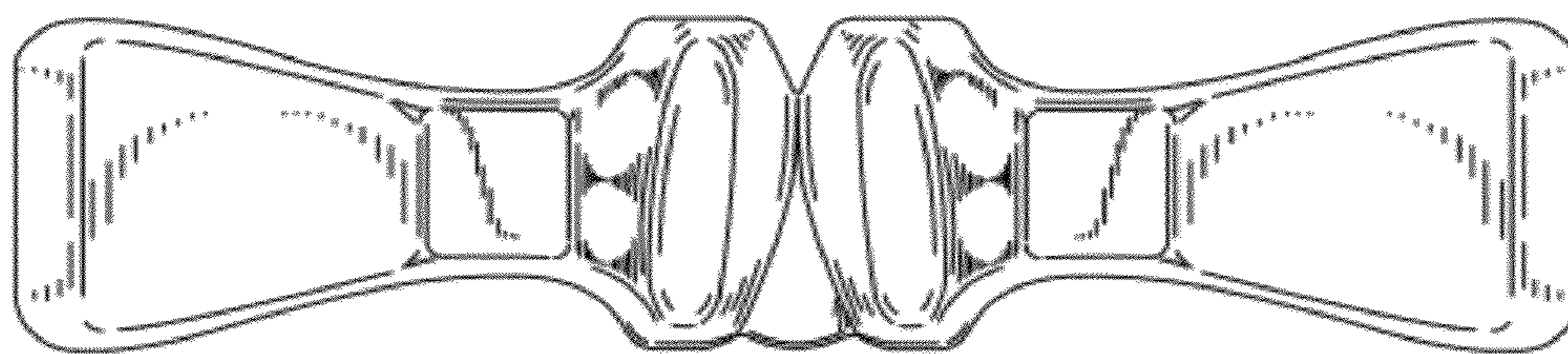


FIG. 4




FIG. 5

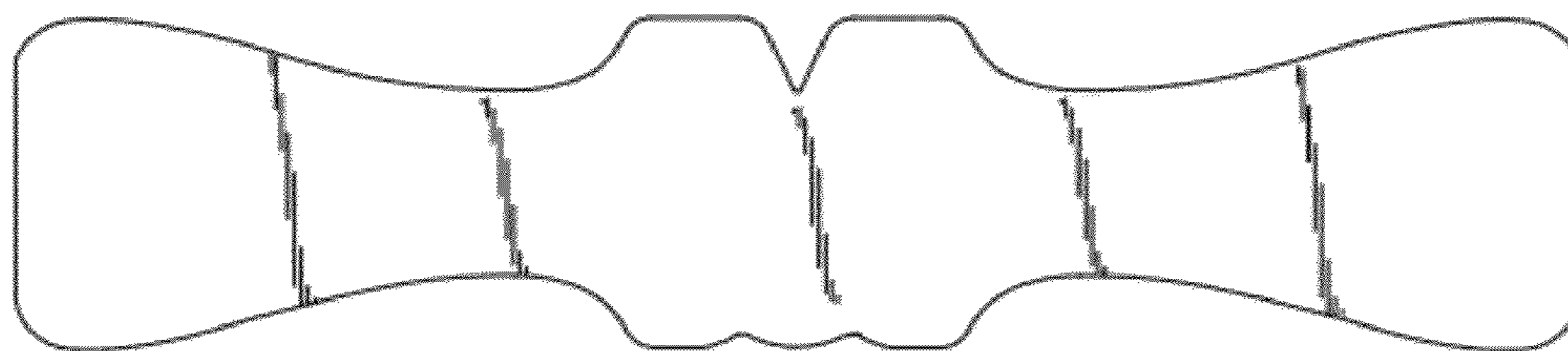


FIG. 6