



US00D657460S

(12) **United States Design Patent**
Uhlenkamp et al.

(10) **Patent No.:** **US D657,460 S**
(45) **Date of Patent:** **** Apr. 10, 2012**

- (54) **TUBE RETAINER**
- (75) Inventors: **Brian J. Uhlenkamp**, Sauk Centre, MN (US); **Shawn P. Pitt**, St. Cloud, MN (US)
- (73) Assignee: **DCI, Inc.**, St. Cloud, MN (US)
- (**) Term: **14 Years**
- (21) Appl. No.: **29/388,317**
- (22) Filed: **Mar. 28, 2011**
- (51) **LOC (9) Cl.** **24-02**
- (52) **U.S. Cl.** **D24/128**
- (58) **Field of Classification Search** D24/127-128, D24/228, 230; D6/567; D8/356; 248/309.1; 211/70.5-70.6, 60.1, 70.1, 71-72, 89; 128/DIG. 28
See application file for complete search history.

D425,987	S *	5/2000	Goldstein et al.	D24/128
6,652,120	B2 *	11/2003	Gordon et al.	362/249.01
7,240,880	B2	7/2007	Benoit et al.		
7,806,873	B2 *	10/2010	Dikeman et al.	604/180
D630,317	S *	1/2011	Wung	D24/128
D638,692	S *	5/2011	Hoek	D8/356
D640,527	S *	6/2011	Hoek	D8/356
2004/0118982	A1 *	6/2004	Shillings et al.	248/68.1
2005/0234405	A1 *	10/2005	Dikeman et al.	604/180

OTHER PUBLICATIONS

Festo, Tubing holders/straps, catalog, 5 pages, © Copyright 2008, Festo Corporation.
 AWI Manufacturing, Stainless Steel Hangers, webpage “stainless steel hangers, tube and pipe fittings for the food and dairy ind . . .”, 1 page, <http://www.awimfg.com/hangers.html>, © 2011 AWI Manufacturing.
 Behringer Corp., Behringer Block Style, webpage “Behringer Block Style”, 1 page, <http://www.behringersystems.com/BehringerBlockStyle.html>, © Copyright 2005 Behringer Corp.

(Continued)

(56) **References Cited**

U.S. PATENT DOCUMENTS

268,407	A *	12/1882	Hughes	606/203
3,217,891	A *	11/1965	Weaver	211/60.1
3,696,920	A *	10/1972	Lahay	206/370
4,450,605	A	5/1984	Schaty		
4,541,602	A	9/1985	Potzas		
4,550,891	A	11/1985	Schaty		
4,614,321	A	9/1986	Andre		
4,669,156	A	6/1987	Guido et al.		
4,775,121	A *	10/1988	Carty	248/68.1
4,852,832	A *	8/1989	Delaney	248/65
4,971,271	A *	11/1990	Sularz	248/68.1
5,046,624	A *	9/1991	Murphy et al.	211/70.6
5,118,215	A	6/1992	Freier		
D336,131	S *	6/1993	Nordstrom et al.	D24/128
5,316,246	A *	5/1994	Scott et al.	248/68.1
5,363,539	A	11/1994	Tisol		
5,588,683	A	12/1996	Schliessner		
D378,408	S *	3/1997	Pyeatt et al.	D24/128
D379,509	S *	5/1997	Macko	D24/128
5,782,090	A	7/1998	Locke		
D417,141	S	11/1999	Senninger		

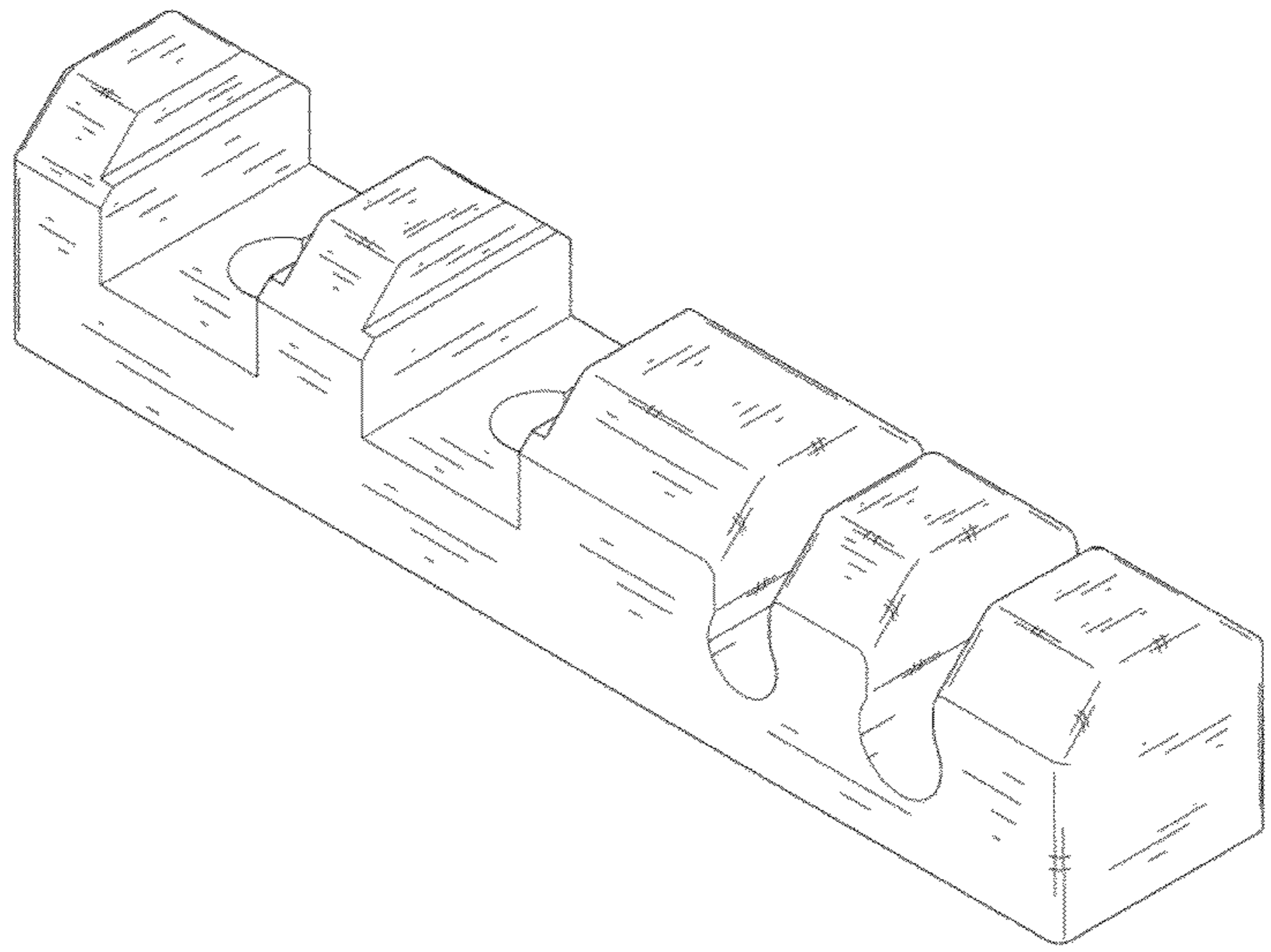
Primary Examiner — T. Chase Nelson
Assistant Examiner — Eric Goodman
 (74) *Attorney, Agent, or Firm* — Alan Kamrath; Kamrath IP Lawfirm, PA

(57) **CLAIM**
 The ornamental design for tube retainer, as shown and described.

DESCRIPTION

FIG. 1 is a top perspective view of a tube retainer showing our design;
 FIG. 2 is a front elevational view thereof;
 FIG. 3 is a rear elevational view thereof;
 FIG. 4 is a right side elevational view thereof, with the left side elevational view being a mirror image thereof;
 FIG. 5 is a top plan view thereof; and,
 FIG. 6 is a bottom plan view thereof.

1 Claim, 6 Drawing Sheets



OTHER PUBLICATIONS

Behringer Corp., Behringer Industrial Clamps, webpage “Behringer Filtration Products”, 1 page, <http://www.behringsystems.com/BehringerIndustrialClamps.html>, © Copyright 2005 Behringer Corp.

Egli, Fischer & Co. Ltd., CLIC plastic pipe clamp—pipe and cable fastening, webpage CLIC Original—CLIC—Plastic pipe clamp for pipe and cable fastening, 2 pages, <http://www/clic-original.com/index.cfm?nav=3,50&SID=2&DID=1>, © 2007 Egli, Fischer & Co. Ltd., 8022 Zurich, Switzerland, info@clic-original.com.

U.S. Plastic Corporation, Cobra Polypropylene Pipe Clips, webpage Cobra Polypropylene Pipe Clips | U.S. Plastic Corp., 2 pages, <http://www.usplastic.com/catalog/item.aspx?itemid=22916&catid=495>, © 2011 United States Plastic Corporation®.

Talon Manufacturing Ltd., Pipe Clips, webpage Pipe Clips | Talon Manufacturing Ltd, (date unknown), 2 pages, <http://www.talon.co.uk/products/pipe-clips.html>.

Talon Manufacturing Ltd., Metal Clips, webpage Metal Clips | Talon Manufacturing Ltd, (date unknown), 2 pages, <http://www.talon.co.uk/products/metal-clips.html>.

* cited by examiner

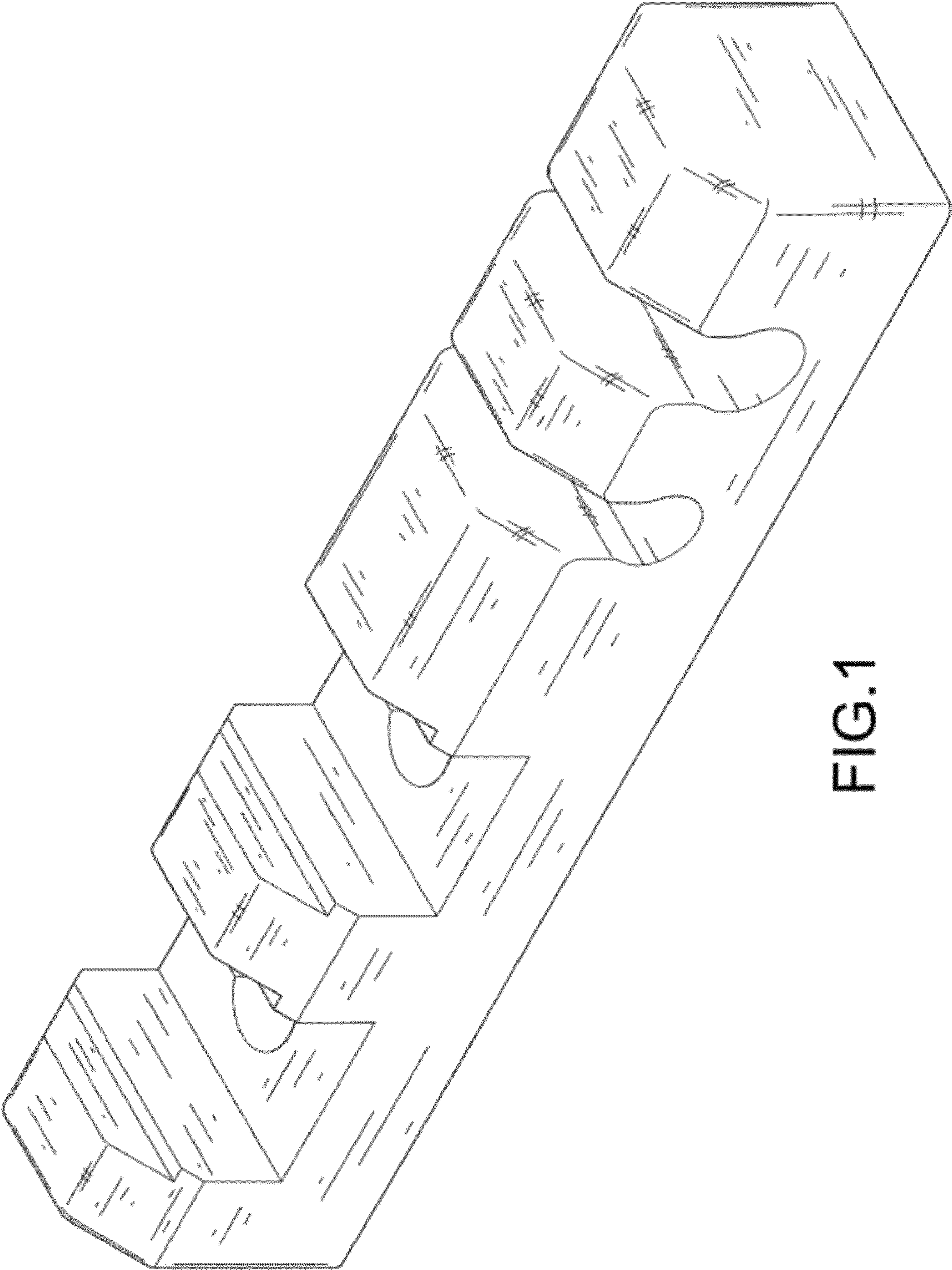


FIG.1

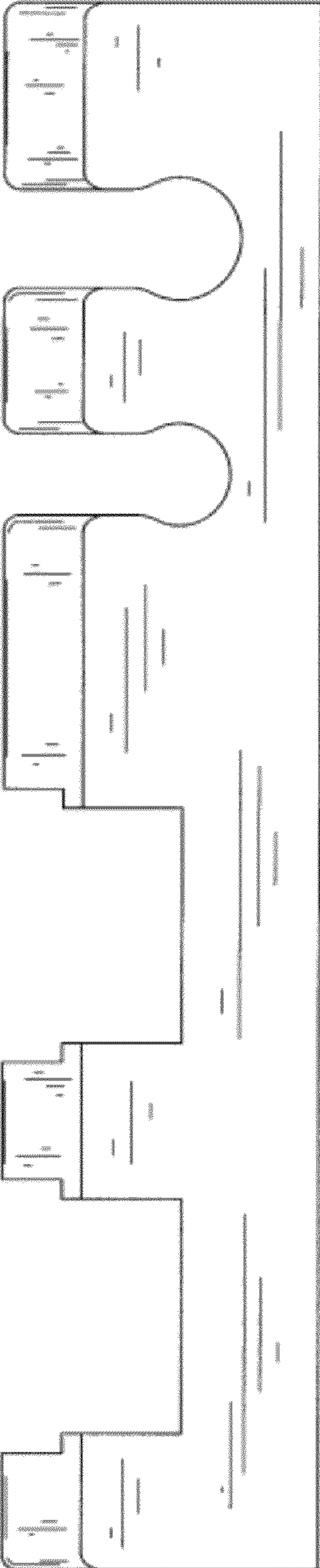


FIG.2

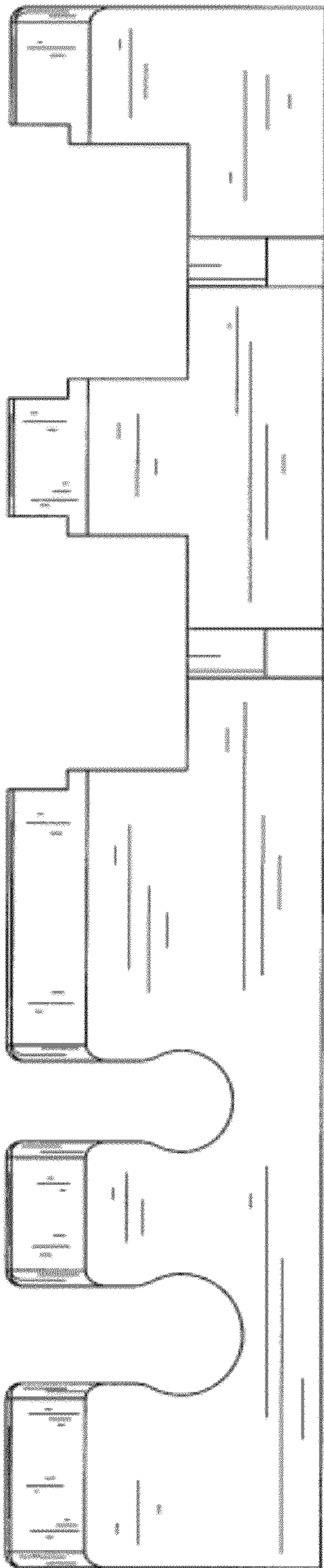


FIG.3

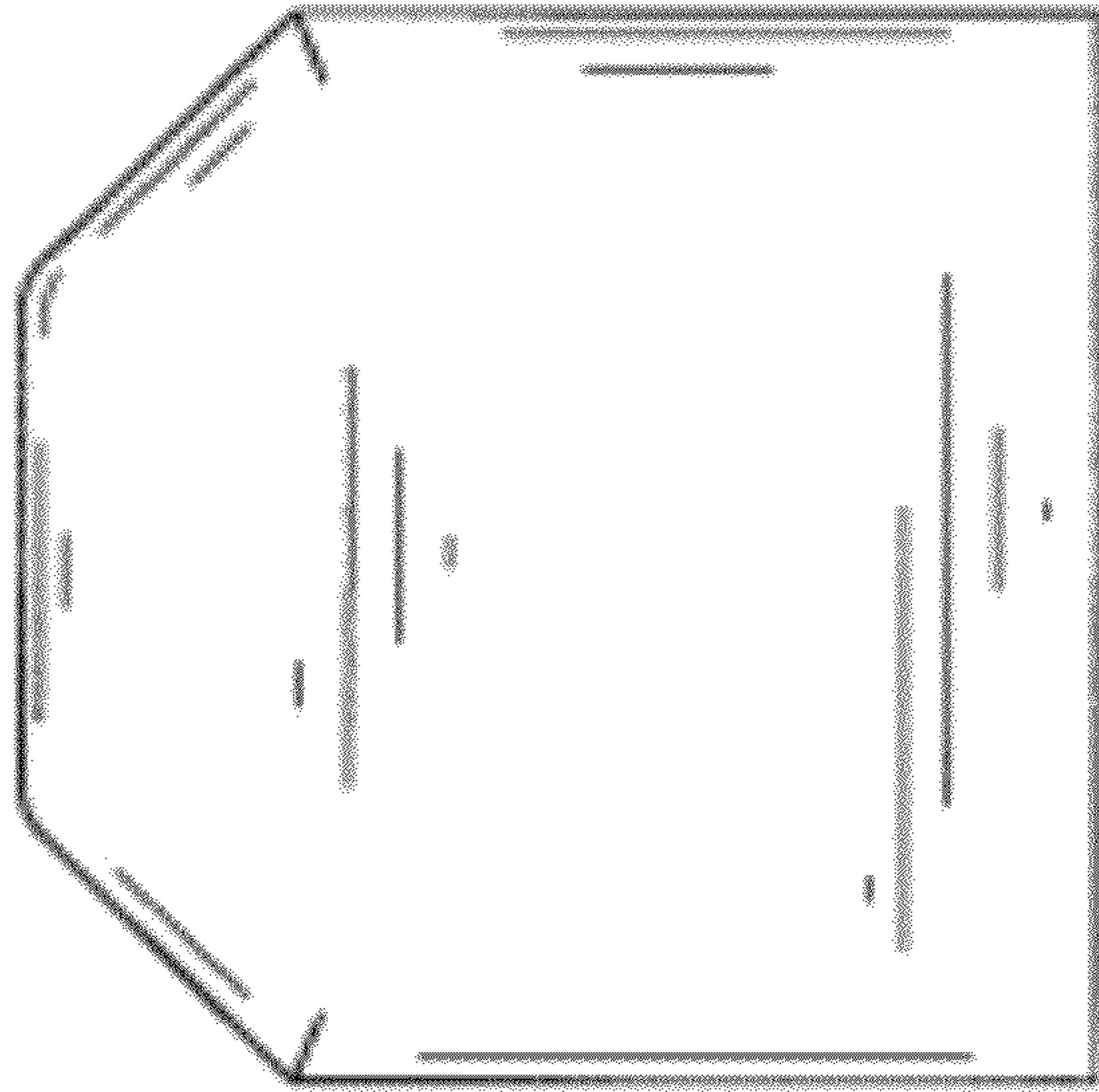


FIG.4

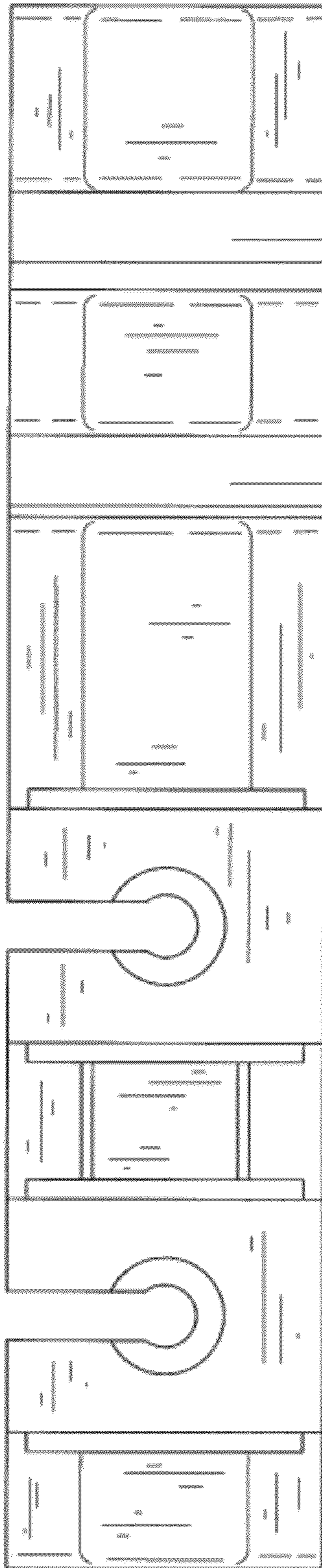


FIG. 5




FIG. 6