



US00D657443S

(12) **United States Design Patent**
Siemieńczuk

(10) **Patent No.:** **US D657,443 S**
(45) **Date of Patent:** **** Apr. 10, 2012**

(54) **COMBUSTION TUBE**

(76) Inventor: **Tomasz Siemieńczuk**, Gdynia (PL)

(**) Term: **14 Years**

(21) Appl. No.: **29/312,348**

(22) Filed: **Oct. 14, 2008**

(30) **Foreign Application Priority Data**

Apr. 14, 2008 (EP) 000916200-0001

(51) **LOC (9) Cl.** **23-03**

(52) **U.S. Cl.** **D23/418**

(58) **Field of Classification Search** D23/322,
D23/323, 335-341, 343, 344, 346, 350, 386-388,
D23/390, 391, 393, 396-410, 415-421, 499;
D7/402, 407, 408, 335, 336, 337; 126/12,
126/13.29, 44, 58, 92 AC, 144, 152 R, 215,
126/218, 219, 242, 243, 245, 500, 501, 509,
126/510, 544, 546, 548, 25 B, 39 E, 72, 79,
126/91 A, 91 C, 99 A, 109, 512, 524; 428/15,
428/21, 102; 431/125, 258, 268, 298, 302,
431/310, 326, 328, 344, 353
See application file for complete search history.

(56) **References Cited**

U.S. PATENT DOCUMENTS

263,255 A * 8/1882 Verity 431/125
D35,300 S * 11/1901 McNelley D23/420
1,921,735 A * 8/1933 Elrick 122/20 A
1,928,041 A * 9/1933 Windesheim 206/496
2,181,927 A * 12/1939 Townsend 165/147
D136,877 S * 12/1943 Estes D23/366
2,483,666 A * 10/1949 Price 126/85 R
2,583,433 A * 1/1952 Losch 122/371
3,261,344 A * 7/1966 Petrie 126/30
3,739,558 A * 6/1973 Hurson 96/151

3,964,684 A * 6/1976 Schimanski 239/56
4,050,877 A * 9/1977 Craig et al. 431/76
D246,184 S * 10/1977 Kudla D23/499
D247,573 S * 3/1978 Schimanski D23/366
D264,871 S * 6/1982 Halstead D23/415
D265,584 S * 7/1982 Butt et al. D23/386
4,509,650 A * 4/1985 Wilgosz 211/60.1
4,657,506 A * 4/1987 Ihlenfield et al. 431/329
4,664,620 A * 5/1987 Kendall et al. 431/328
4,900,245 A * 2/1990 Ahmady 431/328
4,960,378 A * 10/1990 Jannemann et al. 431/114

(Continued)

FOREIGN PATENT DOCUMENTS

EM 396635-0001 * 8/2005

(Continued)

OTHER PUBLICATIONS

G.E. Hewitt, Heat exchanger design Handbook 1998, Chapter 3,
Subtitle 3.1.2, published by Bepell House Inc. New York.

Primary Examiner — Karen S Acker

(74) *Attorney, Agent, or Firm* — Horst M. Kasper

(57) **CLAIM**

The ornamental design for a combustion tube, as shown and
described.

DESCRIPTION

FIG. 1 is a rear elevational view of a combustion tube;
FIG. 2 is a right side elevational view thereof; a left side
elevational view is identical as the right side elevational view;
FIG. 3 is a front elevational view thereof;
FIG. 4 is an enlarged detail taken from FIG. 3 thereof;
FIG. 5 is a top plan view thereof; and,
FIG. 6 is a rear perspective view thereof.

1 Claim, 3 Drawing Sheets



US D657,443 S

Page 2

U.S. PATENT DOCUMENTS

5,022,352 A * 6/1991 Osborne et al. 122/17.2
5,081,981 A * 1/1992 Beal 126/92 R
5,114,336 A * 5/1992 Karabin et al. 431/125
D330,936 S * 11/1992 Dieterle et al. D23/419
5,240,411 A * 8/1993 Abalos 431/329
5,243,965 A * 9/1993 Maitland et al. 126/512
5,279,628 A * 1/1994 Hutchens et al. 44/507
5,301,606 A * 4/1994 Ferguson 99/482
5,447,293 A * 9/1995 Clarke et al. 266/46
5,647,341 A * 7/1997 Langman et al. 126/512
5,660,162 A * 8/1997 Eavenson et al. 126/512
6,102,029 A * 8/2000 Stephen et al. 126/41 R
D442,272 S * 5/2001 Gabriele D23/387
6,293,783 B1 * 9/2001 Lee 431/253
6,409,500 B2 * 6/2002 Georgantas 431/125
D473,936 S * 4/2003 Bryson D23/323
6,540,505 B1 * 4/2003 Wuest et al. 431/78

6,705,307 B2 * 3/2004 Alden et al. 126/41 R
D557,788 S * 12/2007 Eloranta D23/386
D572,358 S * 7/2008 Natrass et al. D23/397
D574,947 S * 8/2008 Grisham et al. D23/393
7,798,139 B2 * 9/2010 Gagas et al. 126/25 R
7,896,645 B2 * 3/2011 Loving 431/5
2003/0024525 A1 * 2/2003 Jennings 126/39 R
2007/0199564 A1 * 8/2007 Longueville et al. 126/91 A
2009/0250048 A1 * 10/2009 Educate et al. 126/25 R
2010/0154775 A1 * 6/2010 Robinson 126/39 E
2010/0307475 A1 * 12/2010 Phelps 126/25 B
2011/0139143 A1 * 6/2011 Eiklor 126/512
2011/0220090 A1 * 9/2011 Atemboski et al. 126/500
2011/0223549 A1 * 9/2011 Cantu et al. 431/89

FOREIGN PATENT DOCUMENTS

EM 824008-0001 * 11/2007
* cited by examiner

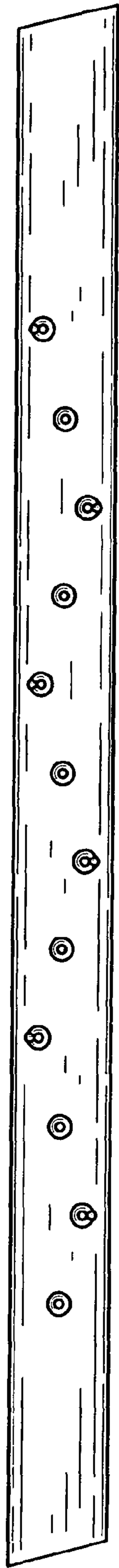


Fig. 1



Fig. 2

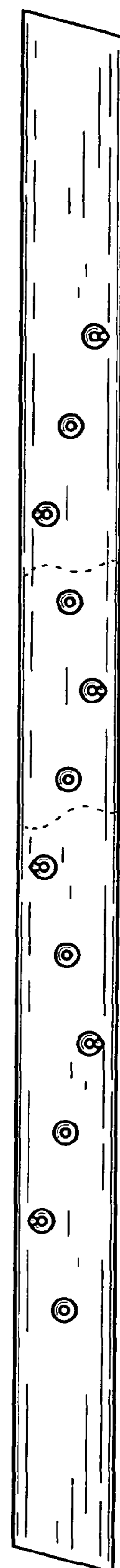


Fig. 3

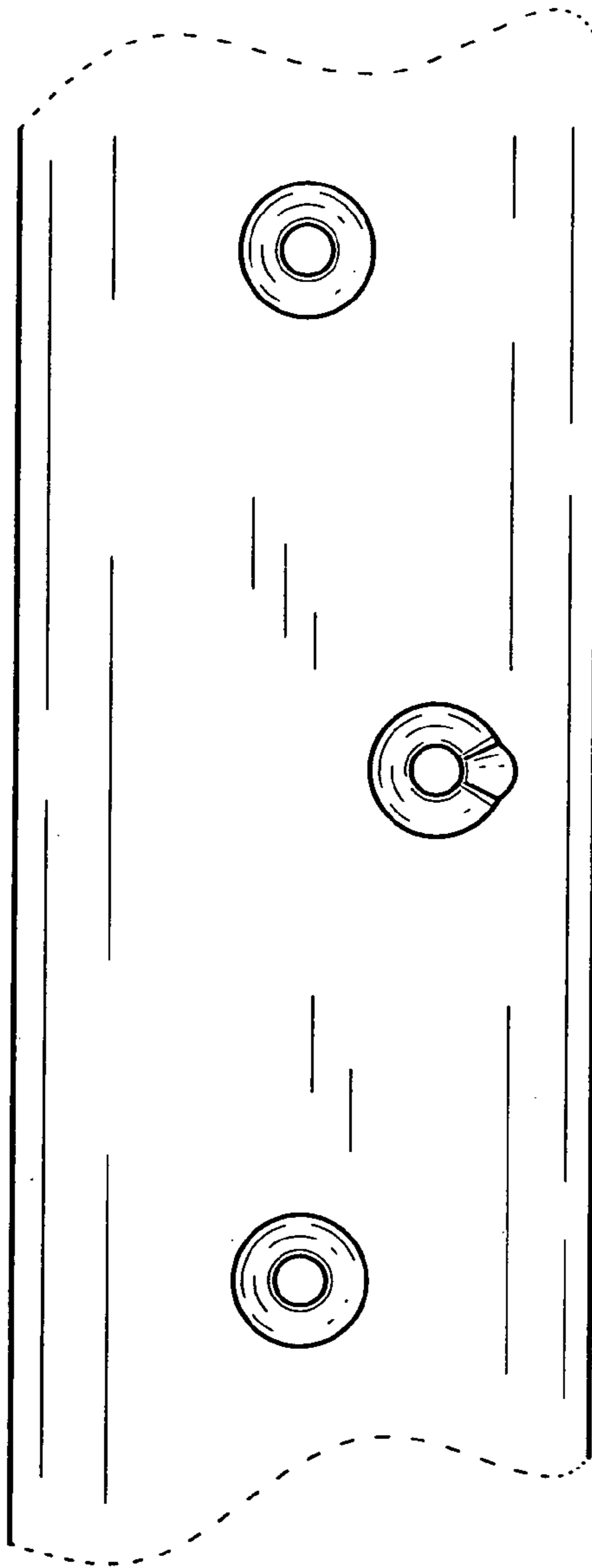


Fig.4




Fig.5

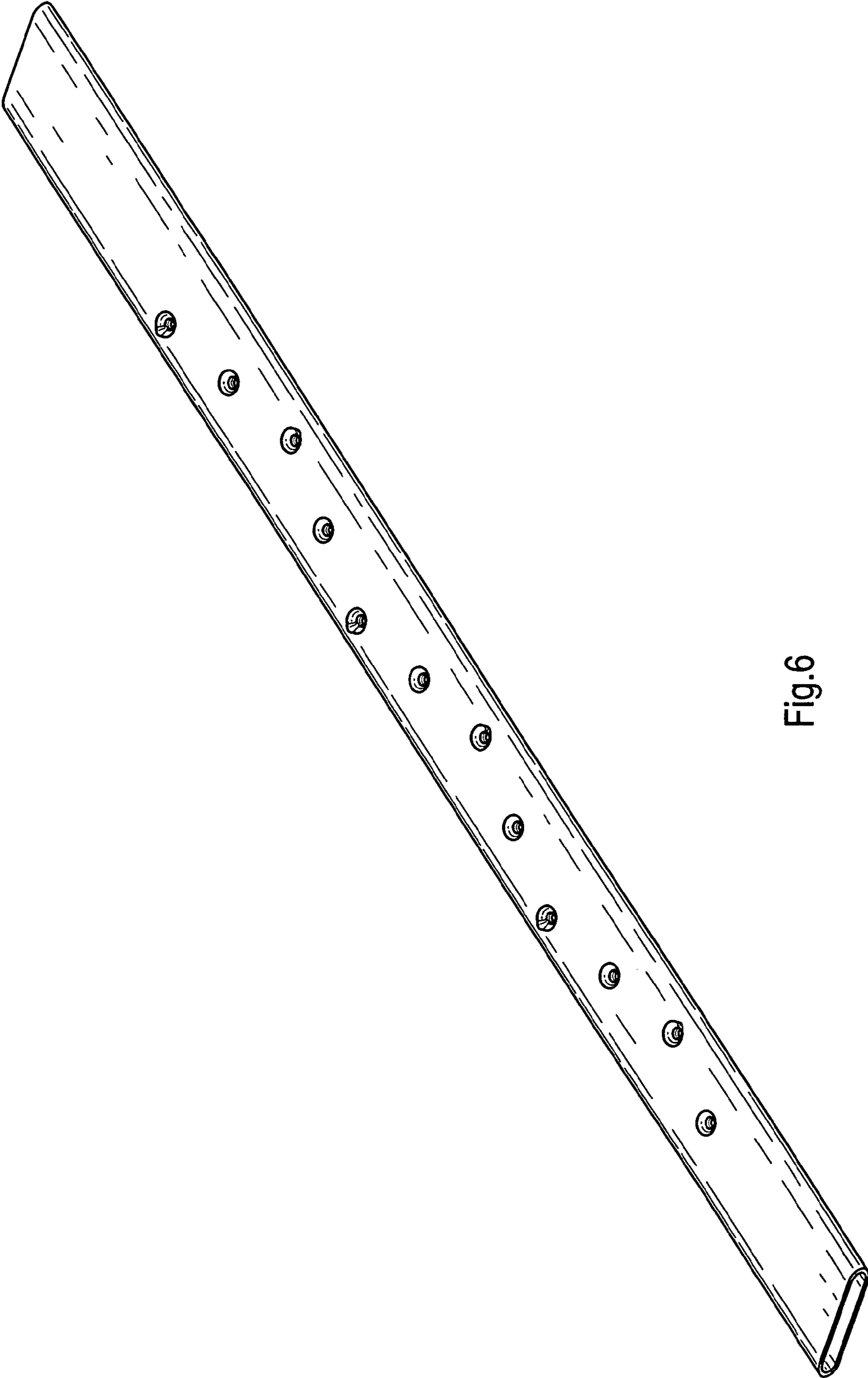


Fig.6