

US00D657442S

(12) **United States Design Patent**  
**Siemieńczuk**

(10) **Patent No.:** **US D657,442 S**

(45) **Date of Patent:** **\*\* Apr. 10, 2012**

(54) **COMBUSTION PLATE**

(76) Inventor: **Tomasz Siemieńczuk**, Gdynia (PL)

(\*\*) Term: **14 Years**

(21) Appl. No.: **29/312,341**

(22) Filed: **Oct. 14, 2008**

(30) **Foreign Application Priority Data**

Apr. 14, 2008 (EM) ..... 000916200-0001

(51) **LOC (9) Cl.** ..... **23-03**

(52) **U.S. Cl.** ..... **D23/418**

(58) **Field of Classification Search** ..... D23/331,  
D23/335-341, 343, 344, 346, 350, 386, 387,  
D23/390, 391, 393, 396-410, 415-421, 499;  
D7/402, 407, 408, 335, 336, 337; 126/12,  
126/13.29, 44, 58, 92 AC, 144, 152 R, 215,  
126/218, 219, 242, 243, 245, 500, 501, 509,  
126/510, 544, 546, 548; 428/15, 21, 102;  
431/125, 258, 268, 298, 302

See application file for complete search history.

(56) **References Cited**

**U.S. PATENT DOCUMENTS**

436,801	A *	9/1890	Pegg	126/144
D33,794	S *	12/1900	White	D23/415
1,067,428	A *	7/1913	Holder et al.	126/215
1,114,087	A *	10/1914	Wilbur	126/215
D53,710	S *	8/1919	Howe	D7/408
1,346,761	A *	7/1920	Moore	431/356
1,544,953	A *	7/1925	Tappana et al.	126/215
1,691,979	A *	11/1928	Lochen	138/38
1,696,454	A *	12/1928	Ridgely	126/146
1,731,769	A *	10/1929	Detwiler	126/215
1,771,160	A *	7/1930	Chapman	165/165
1,782,947	A *	11/1930	Vasey	126/152 R
1,886,866	A *	11/1932	Blakesley	431/172
1,966,945	A *	7/1934	Bowers	126/152 R

D176,456	S *	12/1955	Glynn	D23/417
3,187,834	A *	6/1965	Cassilly et al.	181/283
3,289,756	A *	12/1966	Jaeger	165/155
3,354,986	A *	11/1967	Griffin et al.	181/269
3,424,145	A *	1/1969	Stitt	126/25 R
3,825,063	A *	7/1974	Cowans	165/146
3,960,207	A *	6/1976	Boer	165/10
4,096,910	A *	6/1978	Coffinberry et al.	165/81
4,321,964	A *	3/1982	Forster et al.	165/165
D267,195	S *	12/1982	Gomes	D23/411
D270,943	S *	10/1983	Dennis	D23/411
4,762,172	A *	8/1988	Grehier et al.	165/165
4,934,454	A *	6/1990	Vandyke et al.	165/165

(Continued)

**FOREIGN PATENT DOCUMENTS**

EM 131933-0001 \* 1/2004

(Continued)

**OTHER PUBLICATIONS**

G.F. Hewitt "Heat exchanger design" Handbook 1998, Chapter 3, Subtitle 3.1.2, published by Begell House, Inc., New York.

*Primary Examiner* — Karen S Acker

(74) *Attorney, Agent, or Firm* — Horst M. Kasper

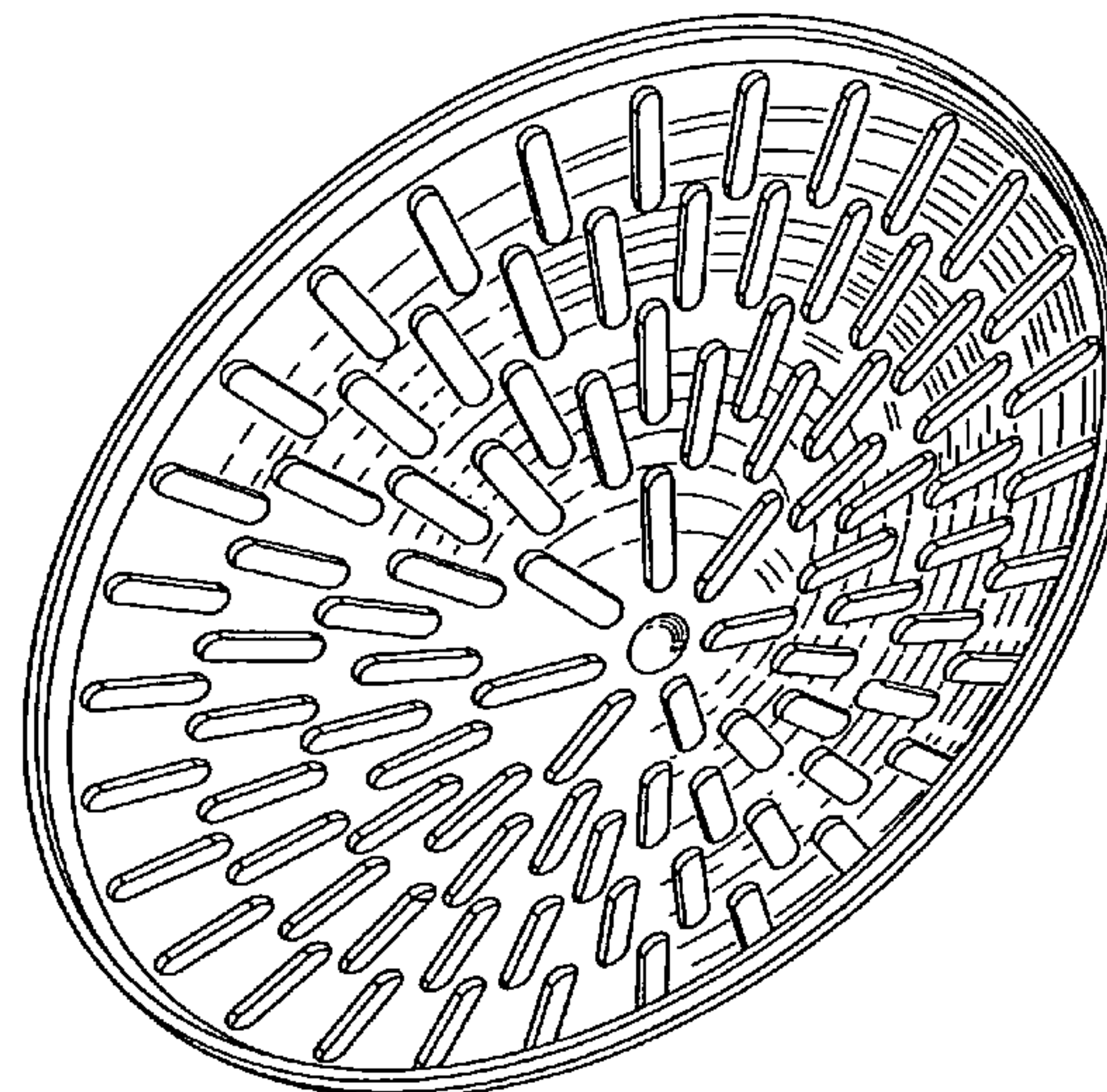
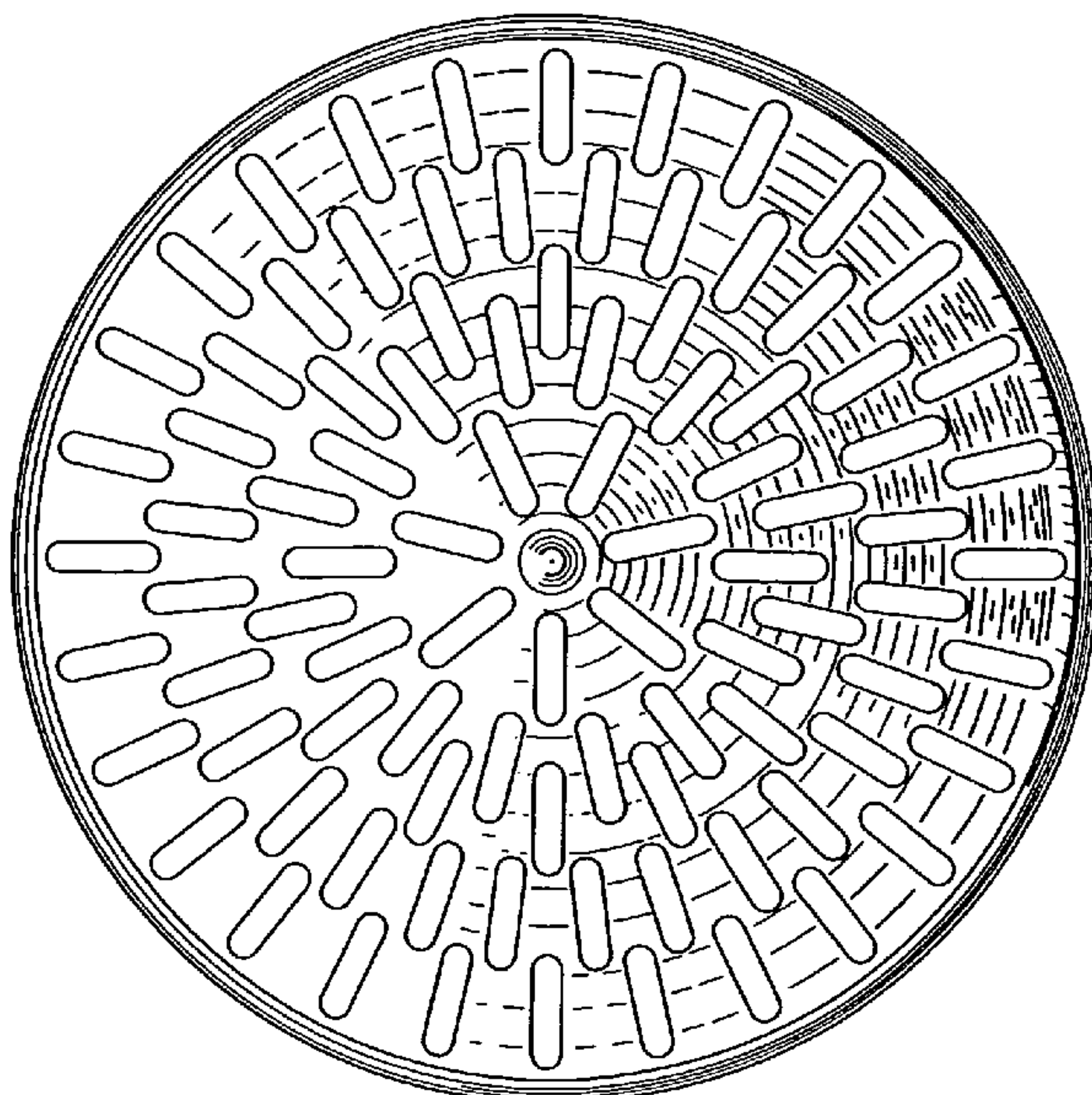
(57) **CLAIM**

The ornamental design for a combustion plate, as shown and described.

**DESCRIPTION**

FIG. 1 is a top plan view of a combustion plate; FIG. 2 is a first side elevational view thereof; FIG. 3 is a second side elevational view thereof; FIG. 4 is a bottom plan view thereof; FIG. 5 is a right side elevational view thereof; FIG. 6 is a left side elevational view thereof; and, FIG. 7 is a front perspective view thereof.

**1 Claim, 4 Drawing Sheets**



# US D657,442 S

Page 2

---

## U.S. PATENT DOCUMENTS

D397,419 S \* 8/1998 Tsuji et al. .... D23/411  
6,061,950 A \* 5/2000 Carey et al. .... 43/125  
D489,812 S \* 5/2004 Huang ..... D23/411  
D522,138 S \* 5/2006 Ko ..... D23/499  
D540,461 S \* 4/2007 Folkers ..... D23/415  
D541,486 S \* 4/2007 Mahaffey ..... D29/119

2009/0220902 A1\* 9/2009 Poehner et al. .... 431/171

## FOREIGN PATENT DOCUMENTS

EM 916317-0001 \* 4/2008  
EM 1079578-0001 \* 1/2009  
EM 1079578-0002 \* 1/2009

\* cited by examiner



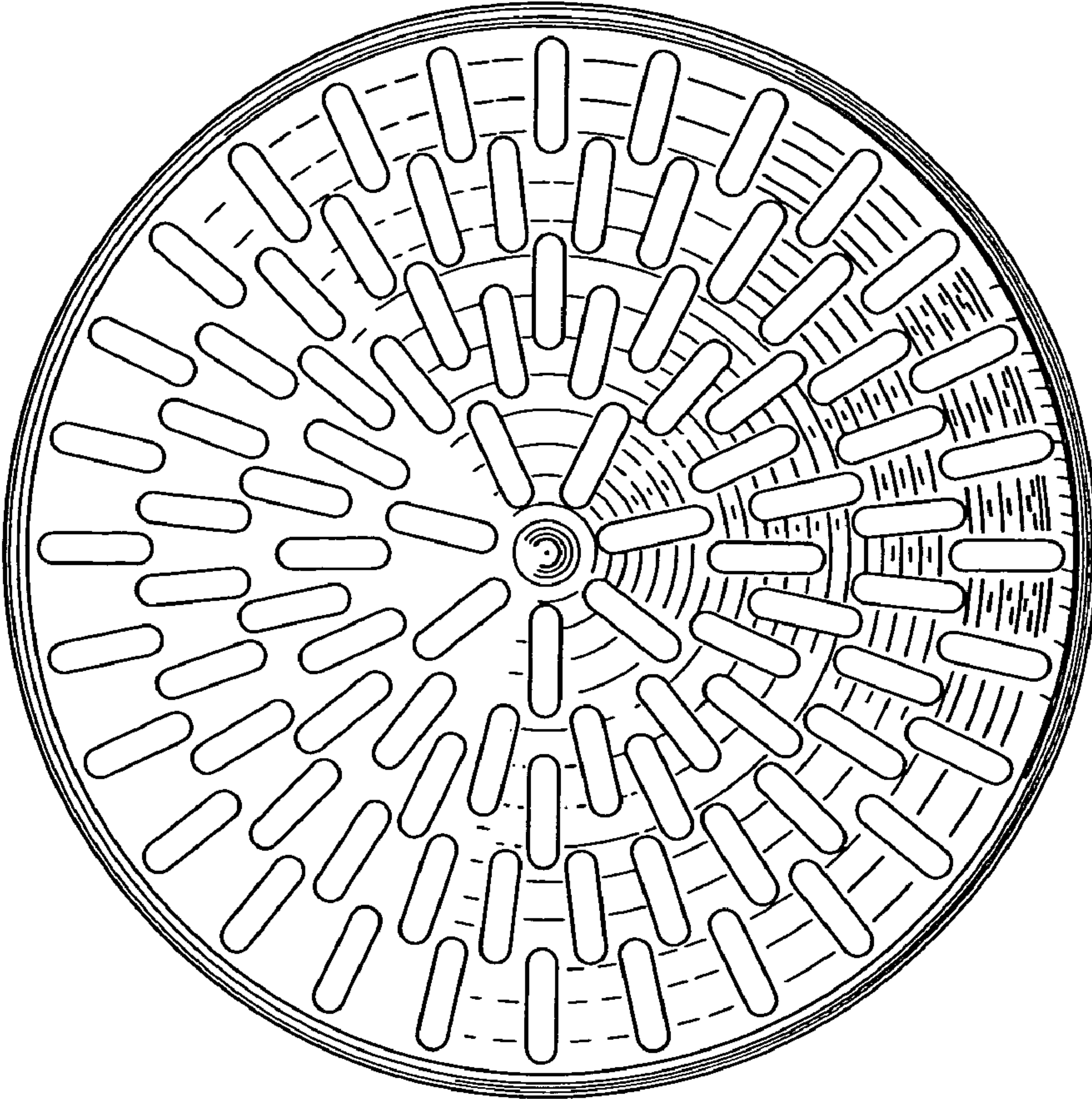


FIGURE 1




FIGURE 2

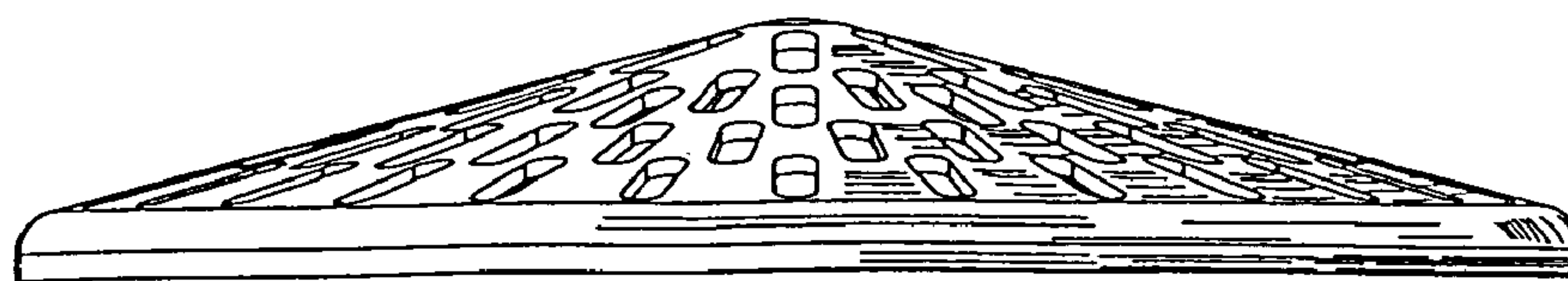


FIGURE 3

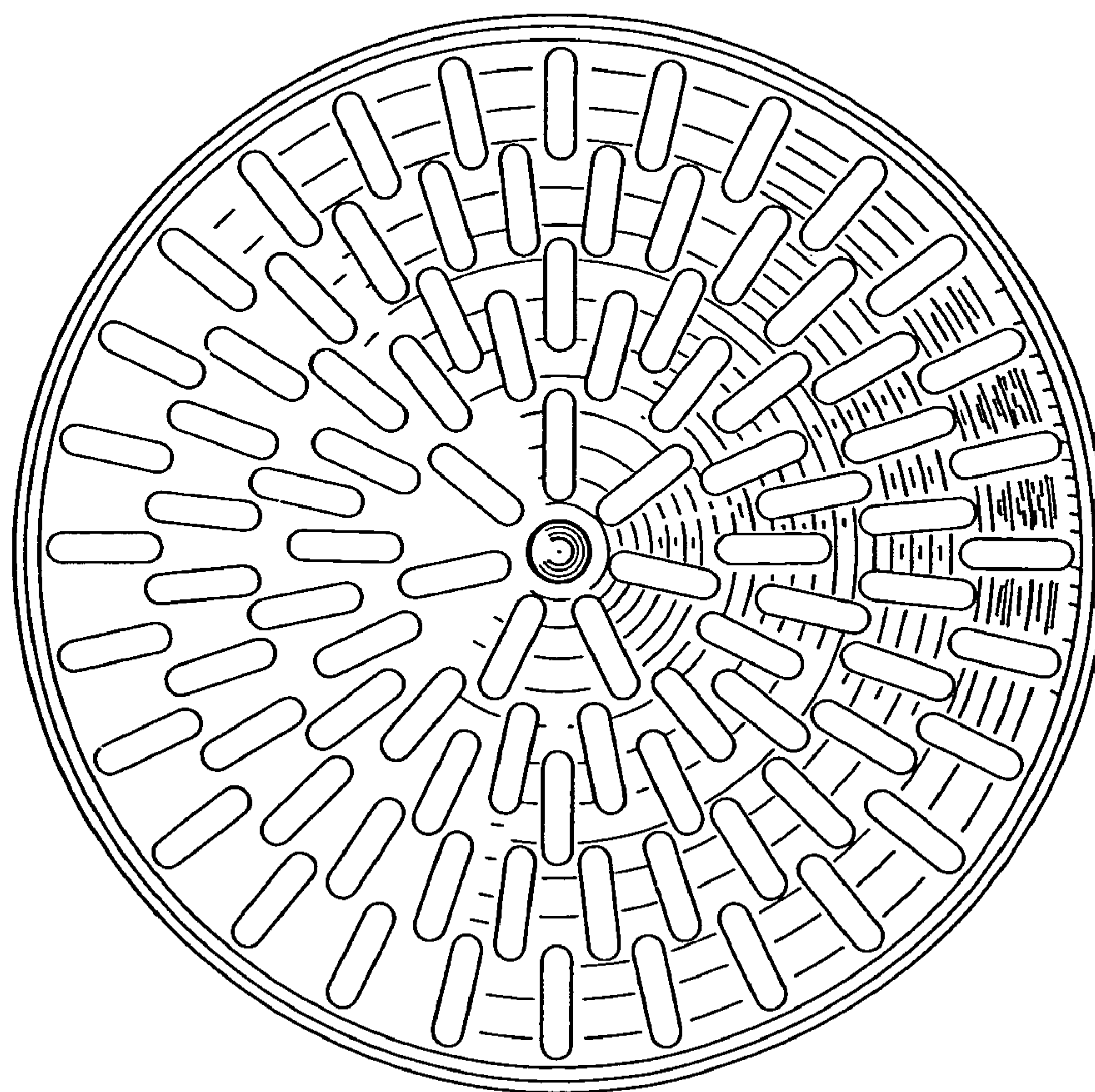


FIGURE 4

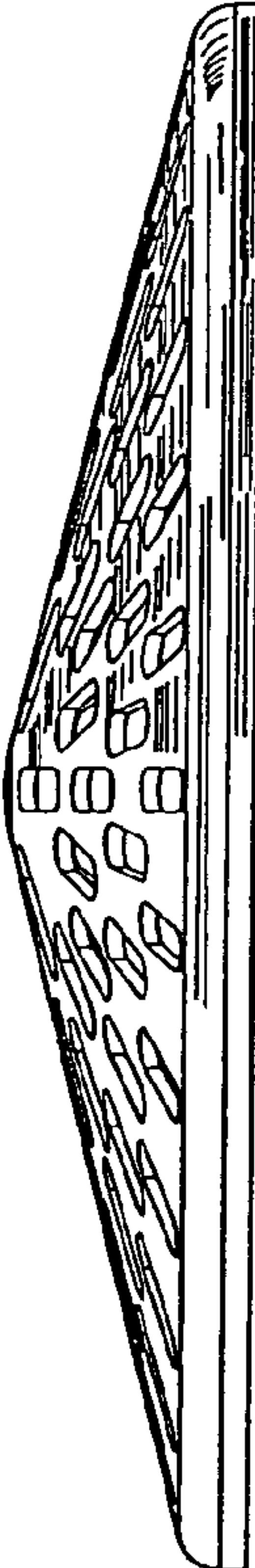


FIGURE 5

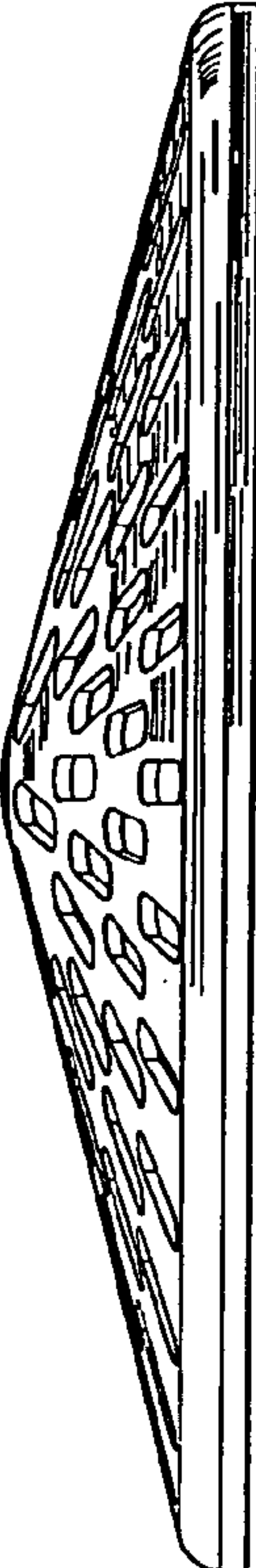


FIGURE 6

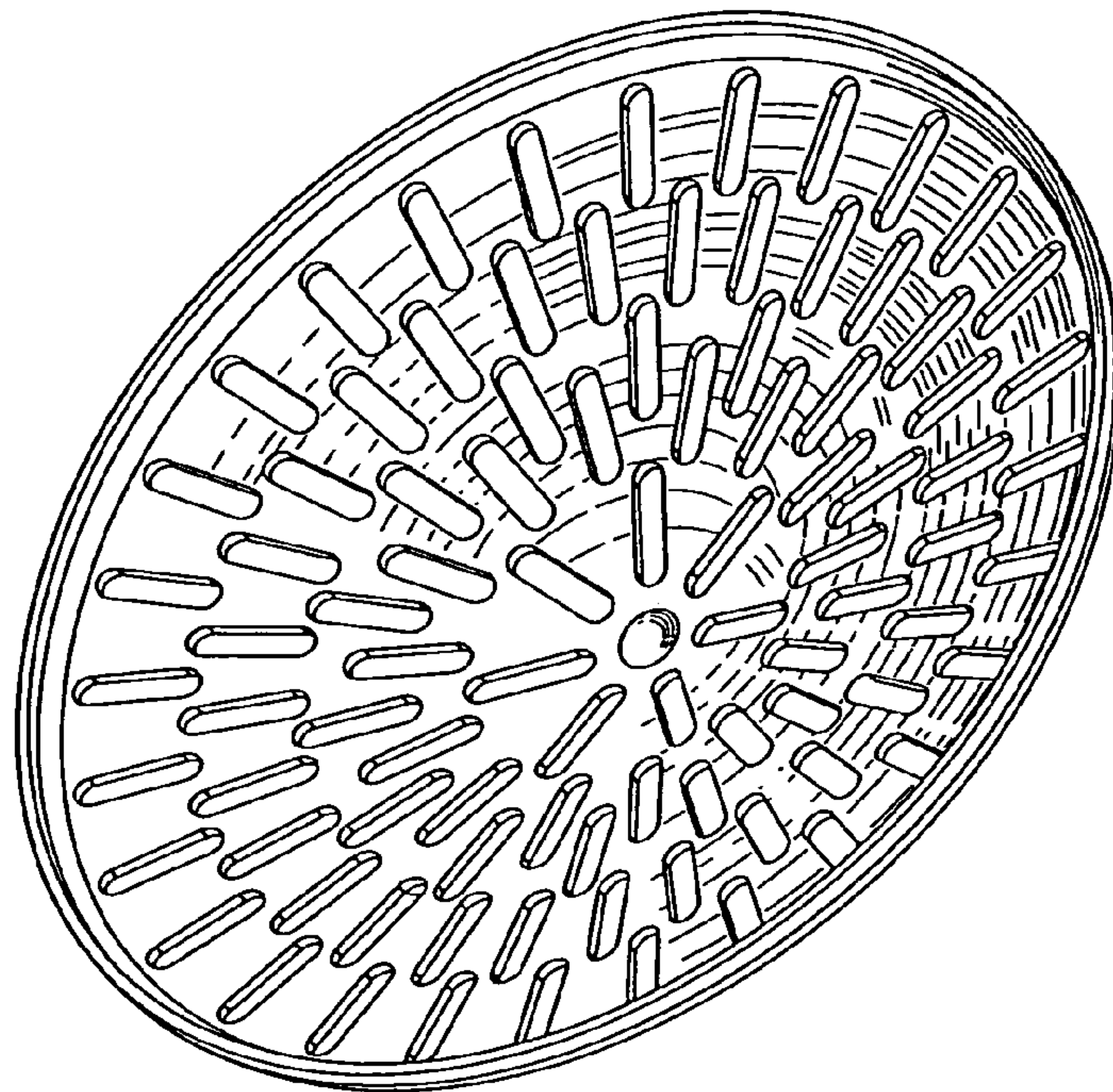


FIGURE 7