



US00D657440S

(12) **United States Design Patent**
Slothower et al.

(10) **Patent No.:** **US D657,440 S**

(45) **Date of Patent:** **** *Apr. 10, 2012**

(54) **SPOUT**

(75) Inventors: **Anna-Pia Slothower**, Mill Valley, CA (US); **Gregory de Swarte**, Sheboygan, WI (US); **Herbert V. Kohler, Jr.**, Kohler, WI (US)

(73) Assignee: **Kohler Co.**, Kohler, WI (US)

(*) Notice: This patent is subject to a terminal disclaimer.

(**) Term: **14 Years**

(21) Appl. No.: **29/383,051**

(22) Filed: **Jan. 11, 2011**

(51) **LOC (9) Cl.** **23-01**

(52) **U.S. Cl.** **D23/255**

(58) **Field of Classification Search** D23/238–243, D23/250, 255, 252; 4/675–678; 137/801
See application file for complete search history.

(56) **References Cited**

U.S. PATENT DOCUMENTS

D385,769 S *	11/1997	Jans	D23/252
D538,400 S *	3/2007	Miyamoto	D23/241
D566,236 S *	4/2008	Sedwick	D23/238
D570,449 S *	6/2008	Lee	D23/238
D573,228 S *	7/2008	Hsieh	D23/238
D624,630 S *	9/2010	Matsuura et al.	D23/255

OTHER PUBLICATIONS

Kohler Co. “Devonshire 4⁷/₁₆” non-diverter bath spout”. Model No. K-373. Kohler.com online catalog. Copyright 2010 Kohler Co.

Grohe. “Ectos 6in Tub Spout Infinity Satin Nickel”. Model No. GRO 13641AV0. IraWoods.com online catalog. Copyright 1918-2011 Ira Wood & Sons, Inc.

efaucets.com. “LaTorre faucet”. efaucets.com online catalog. Kohler Co. “Stance wall-mount bath spout”. Model No. K-14795. Kohler.com online catalog. Copyright 2010 Kohler Co.

Grohe. “Talia Tub Spout in Starlight Chrome”. Model No. 13617000. HomeDepot.com online catalog. Copyright 2000-2010 Homer TLC, Inc.

* cited by examiner

Primary Examiner — Robert Delehanty

(74) *Attorney, Agent, or Firm* — Foley & Lardner LLP

(57) **CLAIM**

The ornamental design for a spout, as shown and described.

DESCRIPTION

FIG. 1 is a left, top, front perspective view of a spout embodying our new design;

FIG. 2 is a left side elevational view thereof, the right side elevational view thereof being a mirror image of the left side shown;

FIG. 3 is a top plan view thereof;


FIG. 4 is a bottom plan view thereof;

FIG. 5 is a front elevational view thereof; FIG. 6 is a rear elevational view thereof; and,

FIG. 6 is a rear elevational view thereof.

The dash-dash broken lines in the figures are for the purpose of illustrating unclaimed surfaces or environment of the design. The broken lines are thus not part of the claim.

1 Claim, 3 Drawing Sheets



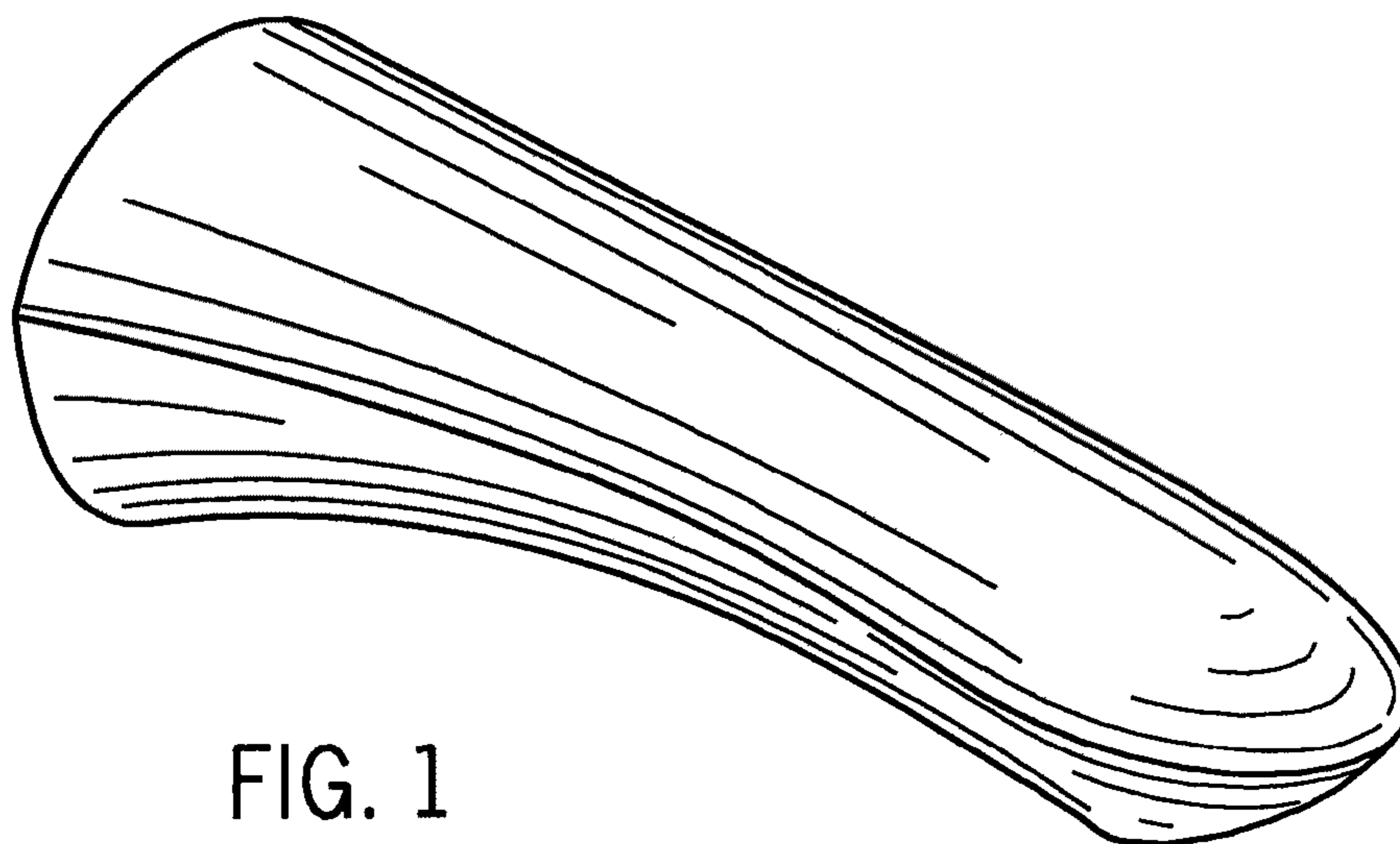


FIG. 1



FIG. 2

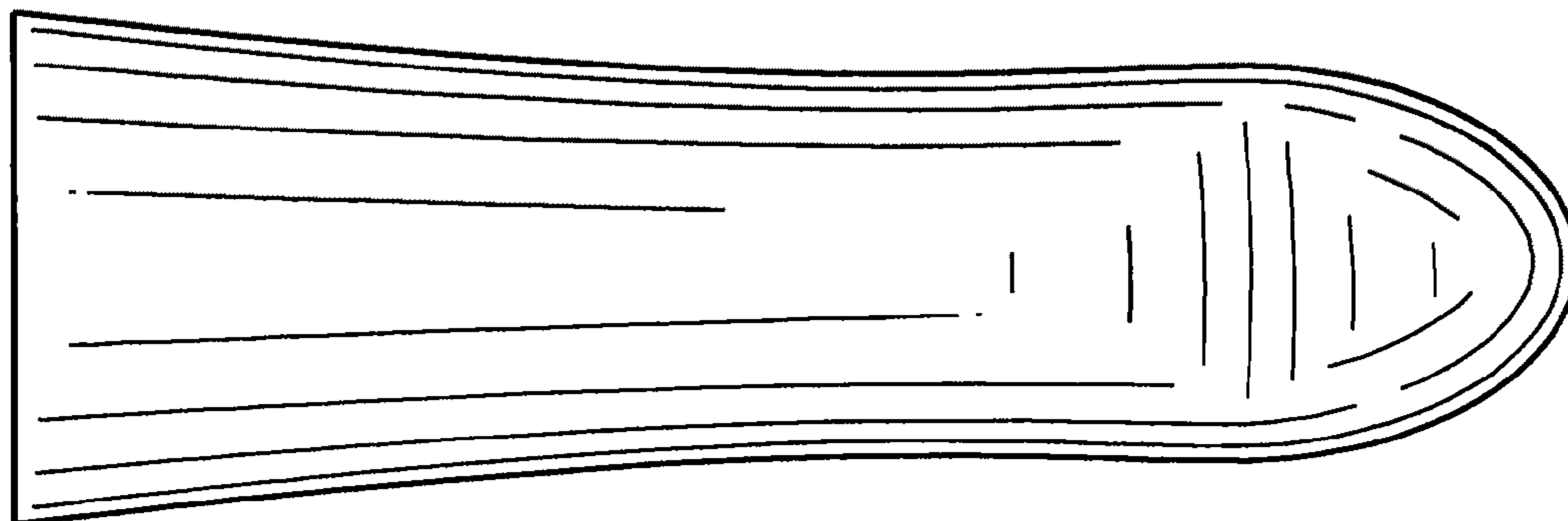


FIG. 3

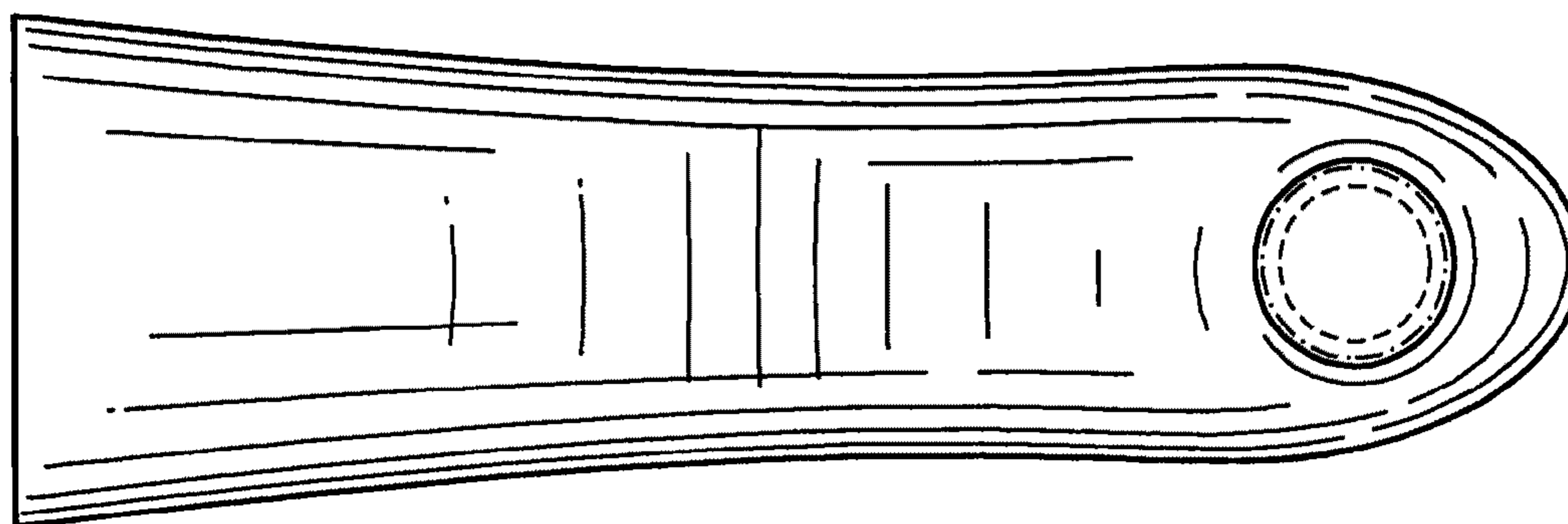


FIG. 4

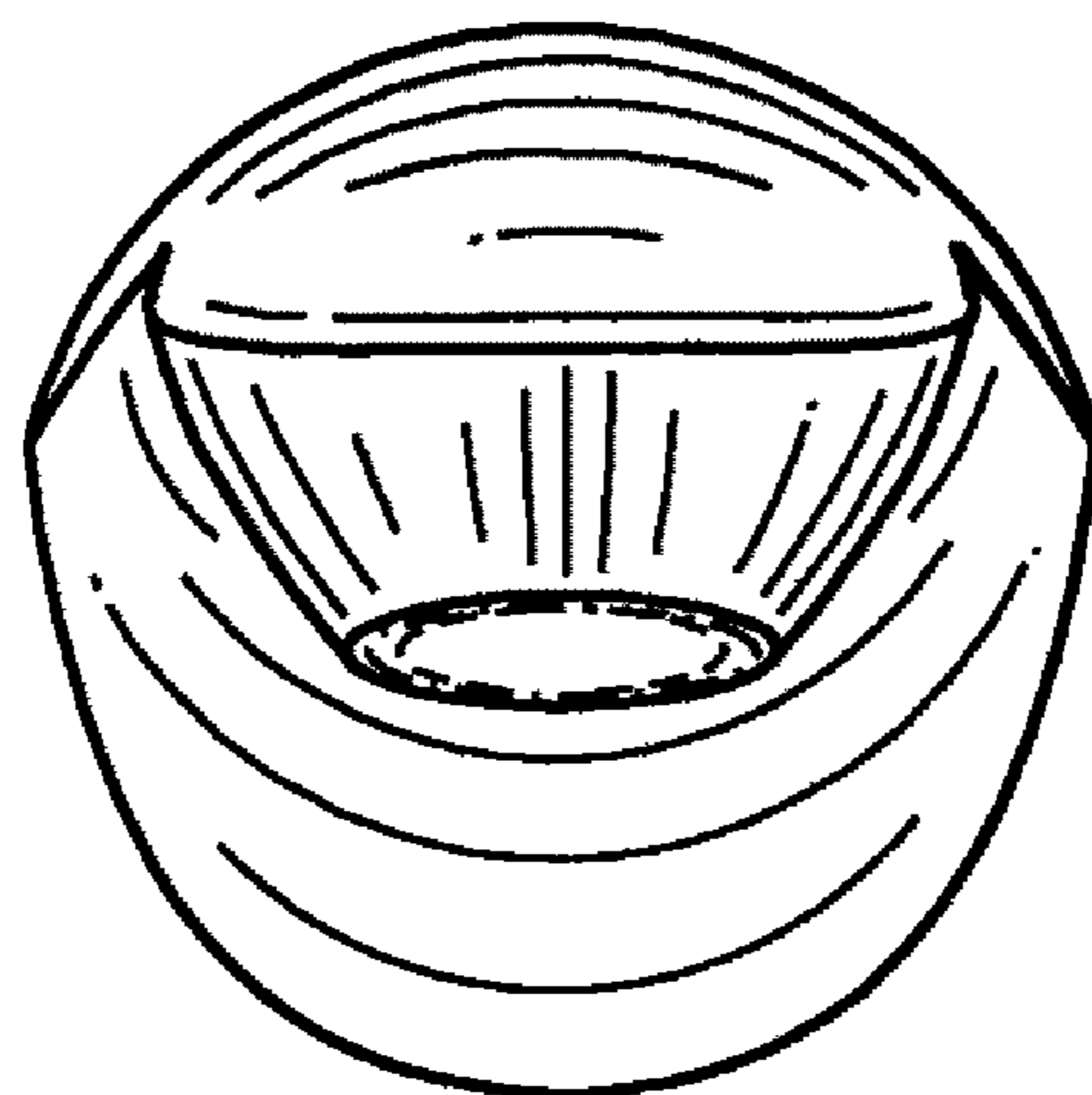


FIG. 5

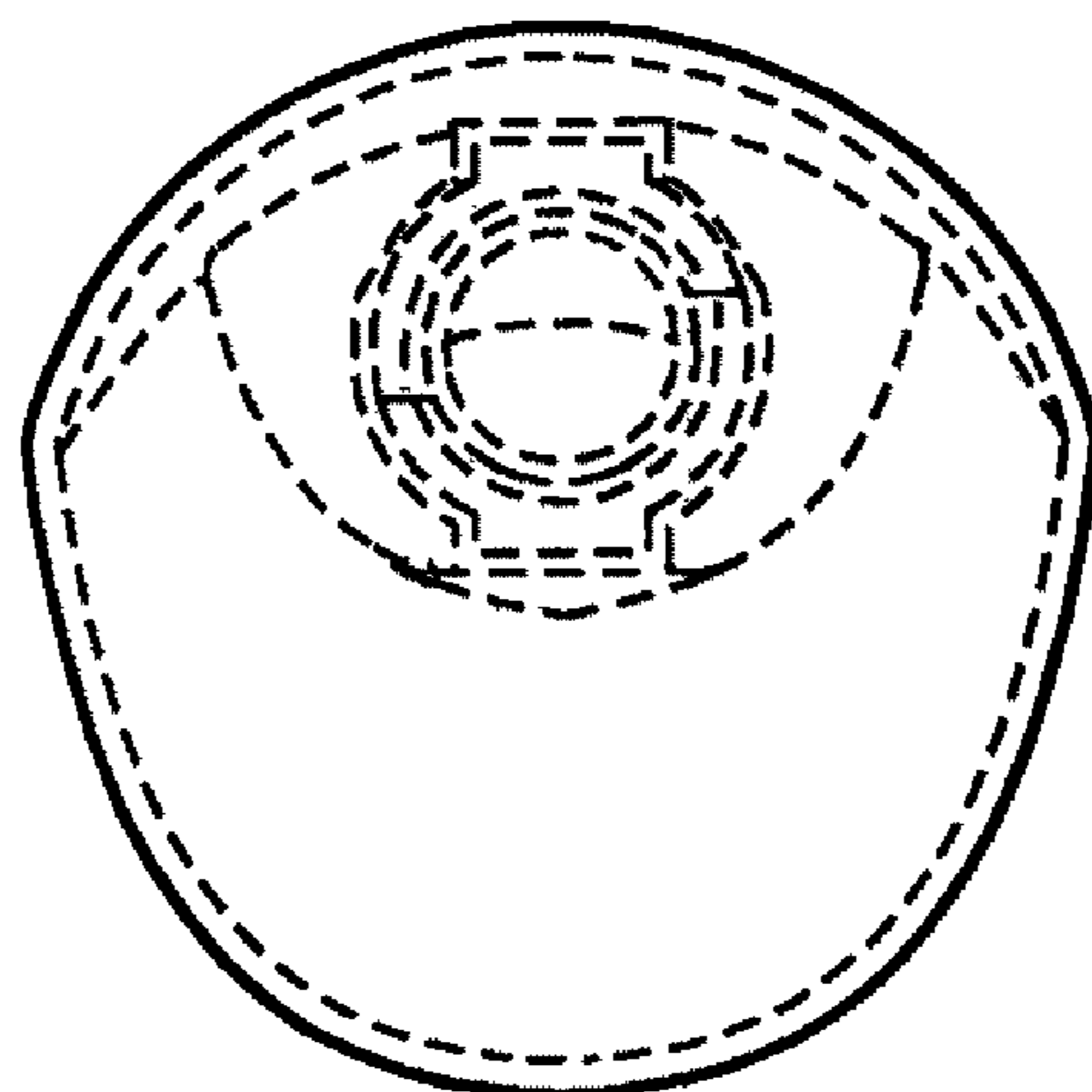


FIG. 6