



US00D657432S

(12) **United States Design Patent**
Gill

(10) **Patent No.:** **US D657,432 S**

(45) **Date of Patent:** **** *Apr. 10, 2012**

(54) **GOLF GRIP**

(75) Inventor: **David K. Gill**, Pinehurst, NC (US)

(73) Assignee: **Eaton Corporation**, Cleveland, OH (US)

(*) Notice: This patent is subject to a terminal disclaimer.

(**) Term: **14 Years**

(21) Appl. No.: **29/385,698**

(22) Filed: **Feb. 18, 2011**

(51) **LOC (9) Cl.** **21-02**

(52) **U.S. Cl.** **D21/756**

(58) **Field of Classification Search** D21/756-758;
473/300-303, 201-204

See application file for complete search history.

(56) **References Cited**

U.S. PATENT DOCUMENTS

D502,750 S *	3/2005	Chen	D21/756
D530,762 S *	10/2006	Chen	D21/756
D536,048 S *	1/2007	Chen	D21/756
D538,869 S *	3/2007	Wang et al.	D21/756
D564,610 S *	3/2008	Chen	D21/756

D584,781 S *	1/2009	Chen	D21/756
D593,172 S *	5/2009	Gill et al.	D21/756
D595,380 S *	6/2009	Koehler	D21/756
D602,104 S *	10/2009	Black et al.	D21/756
D605,717 S *	12/2009	Hachiro	D21/756
D627,023 S *	11/2010	Hsu	D21/756
D629,857 S *	12/2010	Gill et al.	D21/756
D630,691 S *	1/2011	Zeller et al.	D21/756
D630,692 S *	1/2011	Zeller et al.	D21/756
D630,693 S *	1/2011	Zeller et al.	D21/756
D630,694 S *	1/2011	Zeller et al.	D21/756
D630,695 S *	1/2011	Zeller et al.	D21/756
D644,285 S *	8/2011	Gill et al.	D21/756

* cited by examiner

Primary Examiner — Mitchell Siegel

(74) *Attorney, Agent, or Firm* — Daniel S. Kalka


(57) **CLAIM**

The ornamental design for a golf grip, substantially as shown and described.

DESCRIPTION

FIG. 1 is top perspective view of the golf grip;
FIG. 2 is a frontal view of the golf grip;
FIG. 3 is a rear view of the golf grip;
FIG. 4 is a left side view of the golf grip;
FIG. 5 is a right side view of the golf grip;
FIG. 6 is a top view of the golf grip; and,
FIG. 7 is a bottom view of the golf grip.

1 Claim, 2 Drawing Sheets






Fig.1




Fig.2




Fig.3




Fig.4




Fig.5

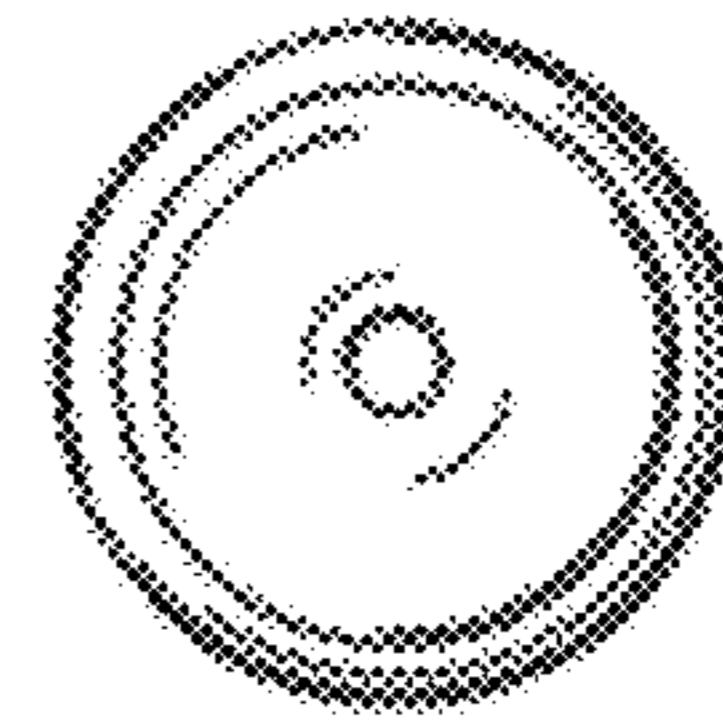


Fig.6




Fig.7