



US00D657314S

(12) **United States Design Patent**
Ruffner

(10) **Patent No.:** **US D657,314 S**

(45) **Date of Patent:** **** Apr. 10, 2012**

(54) **POWER CONNECTOR**

(76) Inventor: **Walter Ruffner**, Jolly Harbour (CH)

(**) Term: **14 Years**

(21) Appl. No.: **29/334,528**

(22) Filed: **Mar. 27, 2009**

(30) **Foreign Application Priority Data**

Dec. 5, 2008 (WO) DM/071 080

(51) **LOC (9) Cl.** **13-03**

(52) **U.S. Cl.** **D13/139.1**

(58) **Field of Classification Search** ... D13/137.1–137.4,
D13/138.1, 138.2, 139.1–139.8, 107–108,
D13/110, 133, 146, 147, 154, 184, 199; D14/433;
174/53–58, 66; 439/105–107, 535, 650–655,
439/638, 692, 502, 505; 337/189, 196
See application file for complete search history.

(56) **References Cited**

U.S. PATENT DOCUMENTS

D297,634 S * 9/1988 Poliak et al. D13/139.7
D375,081 S * 10/1996 Sandor et al. D13/139.1

D462,056 S * 8/2002 Chung D13/137.1
D492,254 S * 6/2004 Nakashima et al. D13/139.2
6,884,125 B2 * 4/2005 Chen 439/848
D549,650 S * 8/2007 Russell et al. D13/137.2
D564,964 S * 3/2008 Caine et al. D13/137.1
D576,552 S * 9/2008 Caine et al. D13/137.2
D592,141 S * 5/2009 Mancari et al. D13/139.1
D596,572 S * 7/2009 Wu et al. D13/138.1
D602,434 S * 10/2009 Mancari et al. D13/139.1

* cited by examiner

Primary Examiner — Rosemary K Tarcza

(74) *Attorney, Agent, or Firm* — Grossman, Tucker,
Perreault & Pflieger, PLLC

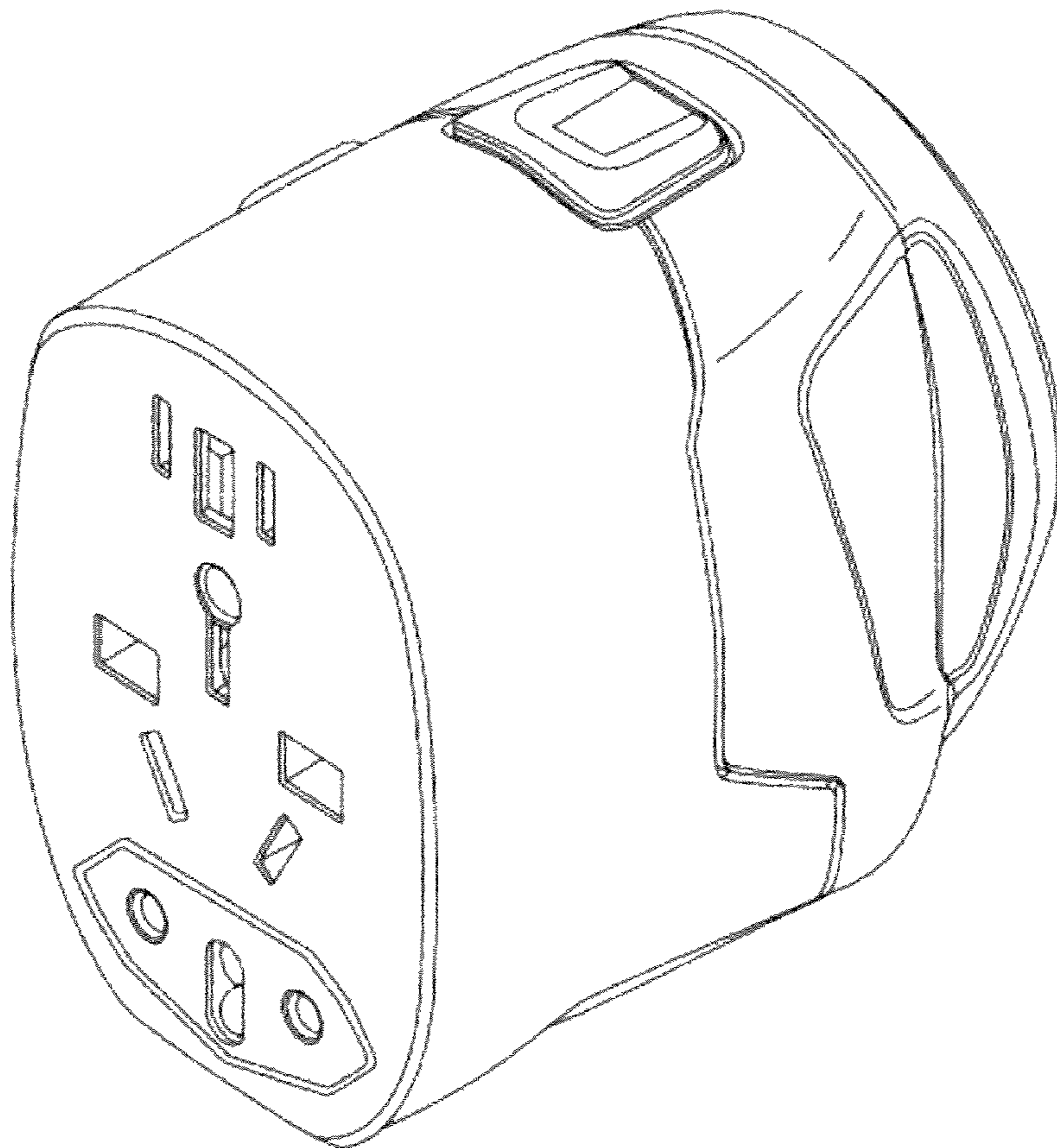
(57) **CLAIM**

The ornamental design for power connector, as shown and described.

DESCRIPTION

FIG. 1 is a perspective top end view of the travel adapter;
FIG. 2 is a perspective bottom end view of the travel adapter;
and,
FIG. 3 is a top end view of the travel adapter shown in FIG. 1.

1 Claim, 2 Drawing Sheets



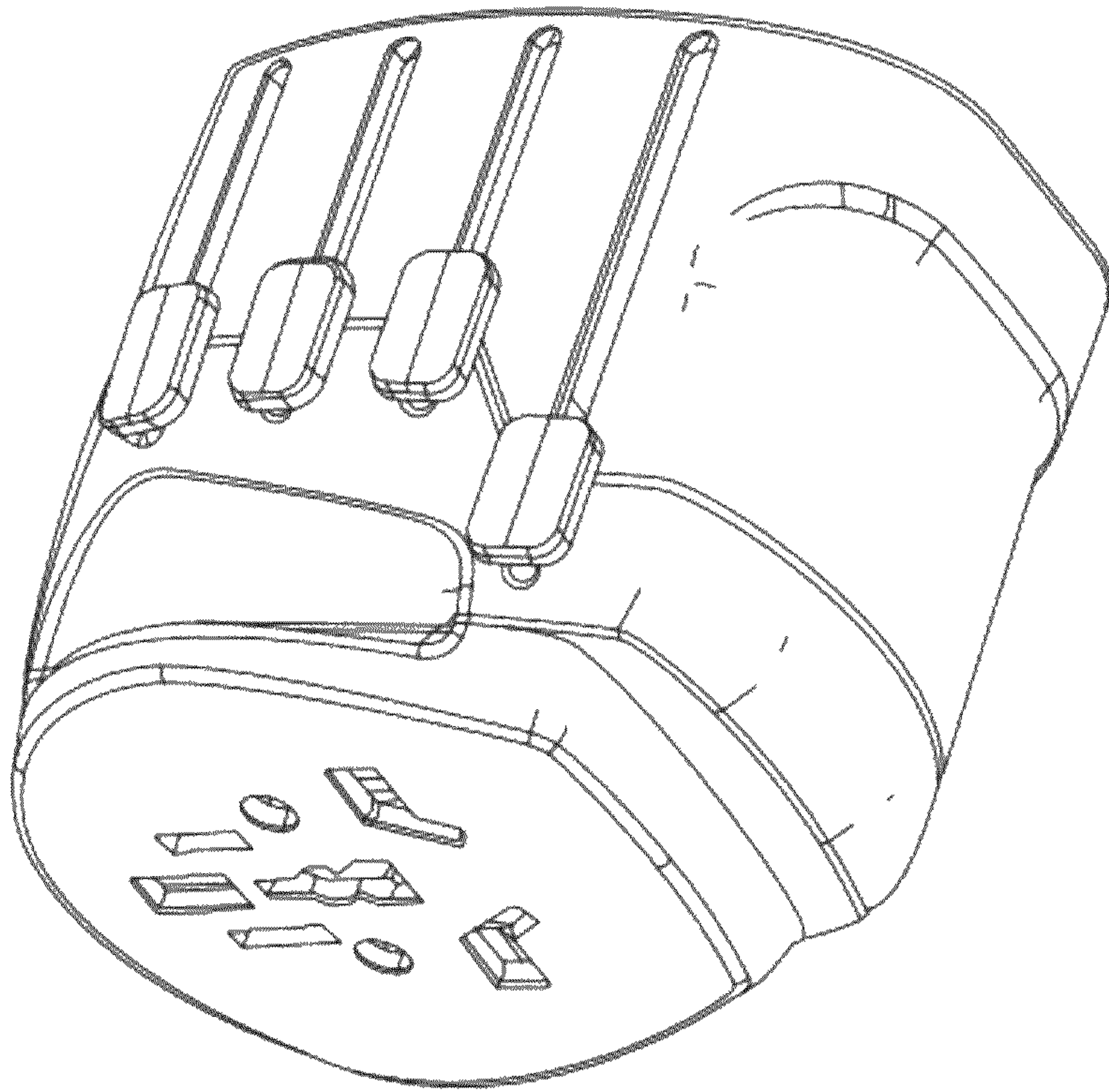


FIG. 2

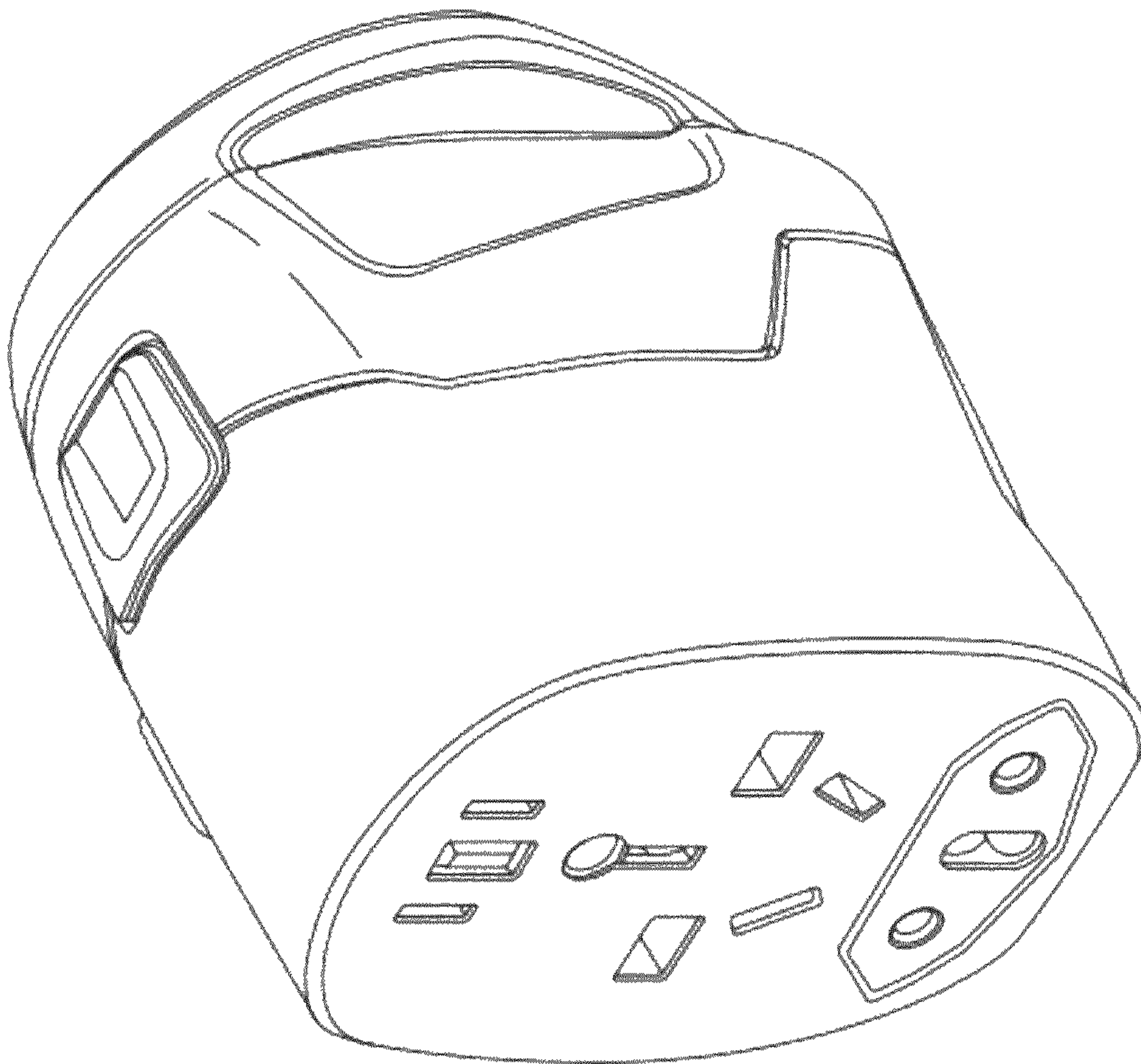


FIG. 1

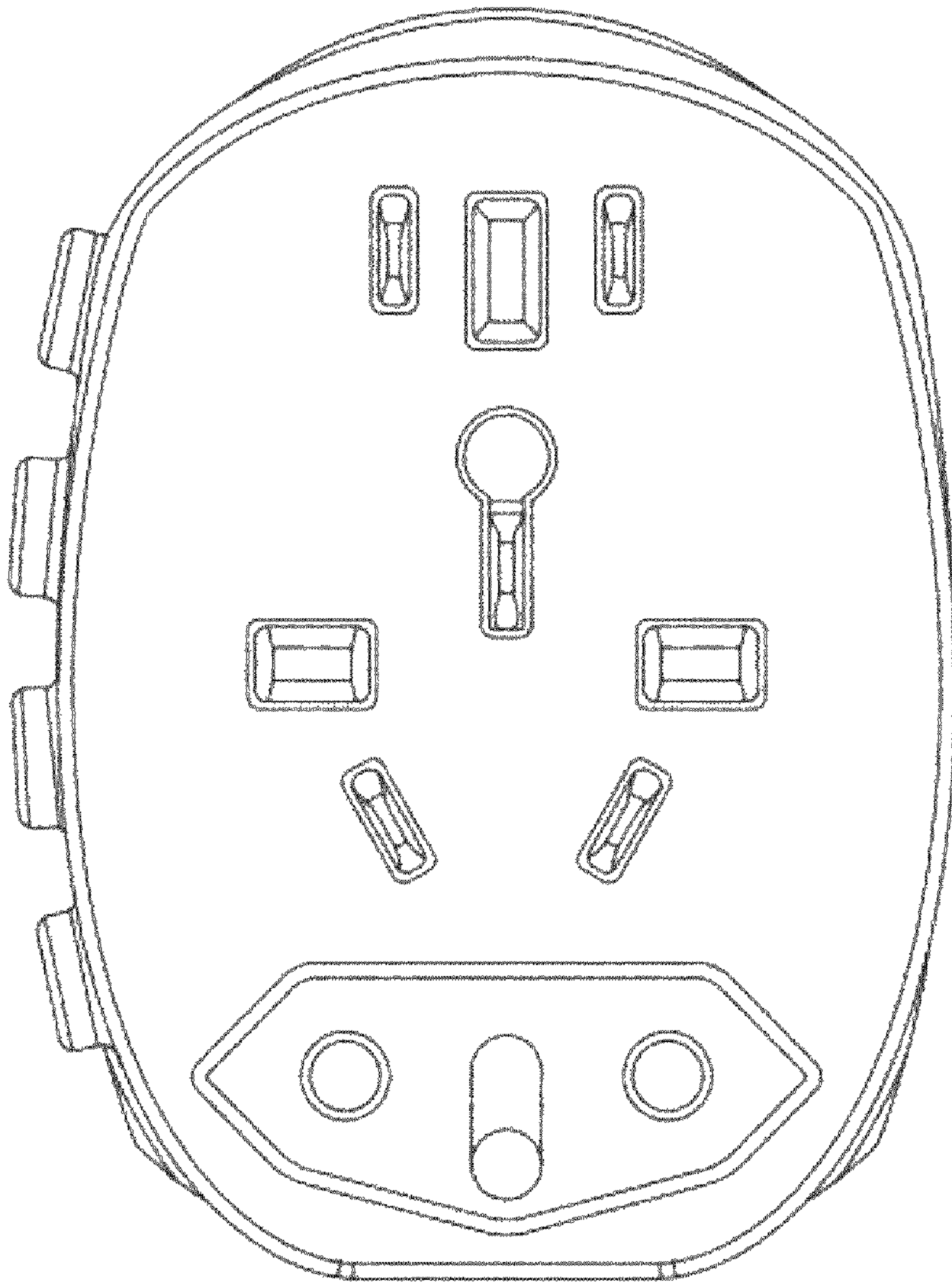


FIG. 3