



US00D657302S

(12) **United States Design Patent**  
**Durand**

(10) **Patent No.:** **US D657,302 S**  
(45) **Date of Patent:** **\*\* Apr. 10, 2012**

(54) **PNEUMATIC TIRE**

(75) Inventor: **Renaud Durand**, Bangkok (TH)

(73) Assignees: **Societe de Technologie Michelin**,  
Clermont-Ferrand (FR); **Michelin**  
**Recherche et Technique S.A.**,  
Granges-Paccot (CH)

(\*\*) Term: **14 Years**

(21) Appl. No.: **29/351,227**

(22) Filed: **Dec. 2, 2009**

(30) **Foreign Application Priority Data**

Jun. 2, 2009 (FR) ..... 09/2696

(51) **LOC (9) Cl.** ..... **12-15**

(52) **U.S. Cl.** ..... **D12/588; D12/590; D12/900**

(58) **Field of Classification Search** ..... D12/500,  
D12/502, 503, 568, 571, 574, 577-579, 586-591,  
D12/604, 900, 901; 152/209.1, 209.3, 209.18,  
152/209.19, 209.22, 209.25, 209.27, 209.28  
See application file for complete search history.

(56) **References Cited**

**U.S. PATENT DOCUMENTS**

D340,892 S *	11/1993	Loeffler	.....	D12/561
D350,925 S	9/1994	Manestar		
D365,063 S	12/1995	Lurois et al.		
D388,030 S *	12/1997	Schuster	.....	D12/586
D389,105 S	1/1998	Lurois et al.		
D397,648 S	9/1998	Allen et al.		
D402,240 S *	12/1998	Hubbell, Jr.	.....	D12/594
D452,200 S *	12/2001	Campana et al.	.....	D12/598
D481,006 S	10/2003	Campana		
D484,092 S	12/2003	Okamoto		
D559,170 S *	1/2008	Fukunaga	.....	D12/596
D563,863 S	3/2008	Campana		
D590,331 S *	4/2009	Miyazaki	.....	D12/584
D602,853 S	10/2009	Nopper et al.		

D604,229 S *	11/2009	Le et al.	.....	D12/582
D606,009 S *	12/2009	Nakano	.....	D12/578
D615,481 S	5/2010	Gomez		
D615,482 S	5/2010	Nakano		
D627,713 S *	11/2010	Le et al.	.....	D12/600
D635,915 S *	4/2011	Hamada	.....	D12/588

**OTHER PUBLICATIONS**

American Radial Silver Premium Edition Tire; 2005 Tread Design Guide, p. 08, Row 1, Item 2.\*

Ohio Machine PH-GT +4N Retread; 2005 Tread Design Guide, p. 219, Row 1, Item 5.\*

Marangoni FH15 Retread; 2005 Tread Design Guide, p. 230, Row 2, Item 1.\*

\* cited by examiner

*Primary Examiner* — Garth Rademaker

(74) *Attorney, Agent, or Firm* — Buchanan Ingersoll & Rooney PC

(57) **CLAIM**

The ornamental design for a pneumatic tire, as shown and described.

**DESCRIPTION**

FIG. 1 is a perspective view of a pneumatic tire incorporating my new design, it being understood that the tread pattern repeats circumferentially throughout the outer circumference.


FIG. 2 is a partial front elevational view of the pneumatic tire shown in FIG. 1, at an enlarged scale.

FIG. 3 is a front elevational view of the pneumatic tire shown in FIG. 1, it being understood that the rear view is identical thereto; and,

FIG. 4 is a side elevational view of the pneumatic tire shown in FIG. 1, it being understood that the other side is identical thereto.

The broken lines shown in FIG. 2 depict the boundaries of the figure and form no part of the claimed design.

**1 Claim, 4 Drawing Sheets**





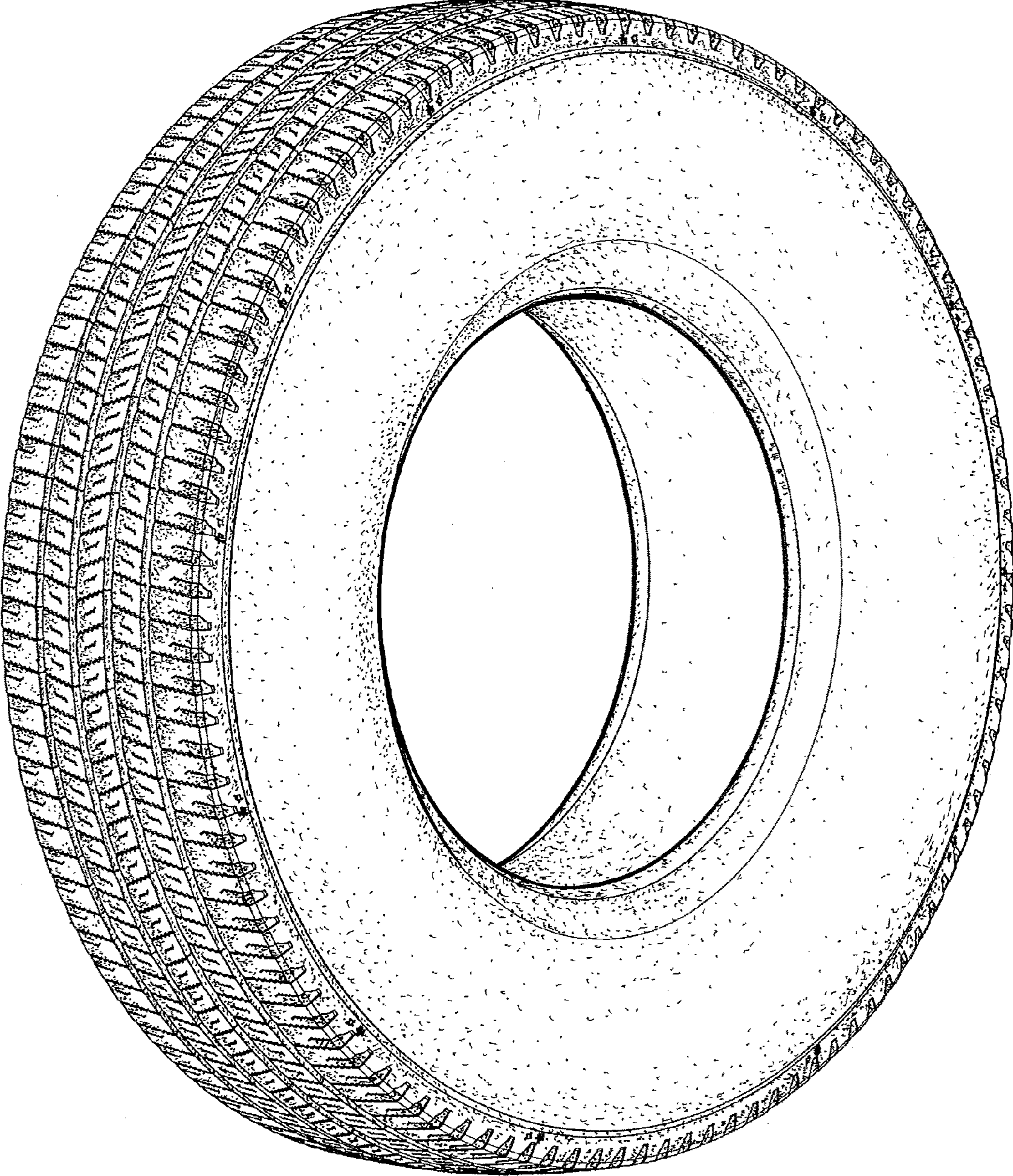


FIG. 1






FIG. 2






FIG. 3




FIG. 4