



US00D657288S

(12) **United States Design Patent**
Lin

(10) **Patent No.:** **US D657,288 S**

(45) **Date of Patent:** **** Apr. 10, 2012**

(54) **SNOW SLED**

(75) Inventor: **Joseph Lin**, Torrance, CA (US)

(73) Assignee: **Stallion Sport Limited**, Hong Kong (HK)

(**) Term: **14 Years**

(21) Appl. No.: **29/372,839**

(22) Filed: **Jan. 19, 2011**

(51) **LOC (9) Cl.** **12-14**

(52) **U.S. Cl.** **D12/6**

(58) **Field of Classification Search** D12/6,
D12/7, 9-11, 1, 101, 302; D21/425, 483,
D21/767; 280/16, 22.1, 18

See application file for complete search history.

(56) **References Cited**

U.S. PATENT DOCUMENTS

| | | | | | | |
|-----------|---|---|---------|-------------|-------|--------|
| D202,362 | S | * | 9/1965 | Asai et al. | | D12/10 |
| D217,367 | S | * | 4/1970 | Ogata | | D12/10 |
| 3,519,284 | A | * | 7/1970 | Toki | | 280/16 |
| 3,900,208 | A | * | 8/1975 | Hjelmquist | | 280/16 |
| 4,063,746 | A | * | 12/1977 | Hansen | | 280/16 |

| | | | | | | |
|--------------|----|---|---------|-----------------|-------|--------|
| D252,505 | S | * | 7/1979 | Derkach et al. | | D12/9 |
| D298,111 | S | * | 10/1988 | Kaptelin et al. | | D12/9 |
| D311,358 | S | * | 10/1990 | Dallaire | | D12/10 |
| D493,748 | S | * | 8/2004 | Witte et al. | | D12/10 |
| 7,278,642 | B2 | | 10/2007 | Luhr et al. | | |
| D576,078 | S | * | 9/2008 | Lebeuf | | D12/6 |
| D585,332 | S | * | 1/2009 | Marks et al. | | D12/10 |
| 7,559,558 | B2 | * | 7/2009 | Luhr et al. | | 280/16 |
| 2008/0012251 | A1 | * | 1/2008 | Luhr et al. | | 280/16 |

* cited by examiner

Primary Examiner — T. Chase Nelson

Assistant Examiner — Ania Aman

(74) *Attorney, Agent, or Firm* — Raymond Sun

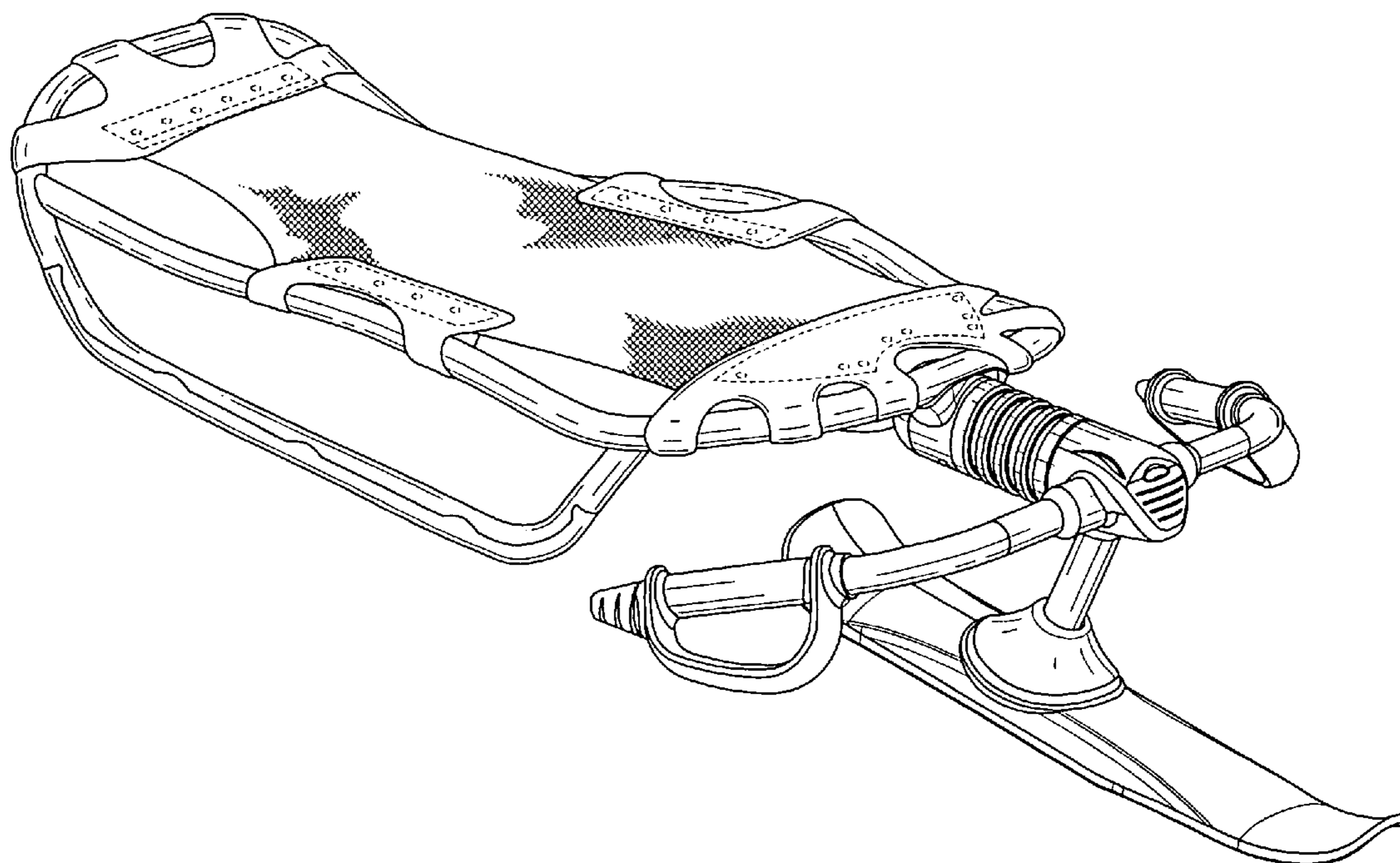
(57) **CLAIM**

The ornamental design for a snow sled, as shown.

DESCRIPTION

FIG. 1 is a perspective view of my new design.
FIG. 2 is a right plan view thereof;
FIG. 3 is a left plan view thereof;
FIG. 4 is a rear plan view thereof;
FIG. 5 is a front plan view thereof
FIG. 6 is a top plan view thereof; and,
FIG. 7 is a bottom plan view thereof.
In the drawings, the broken lines represent stitching.

1 Claim, 5 Drawing Sheets



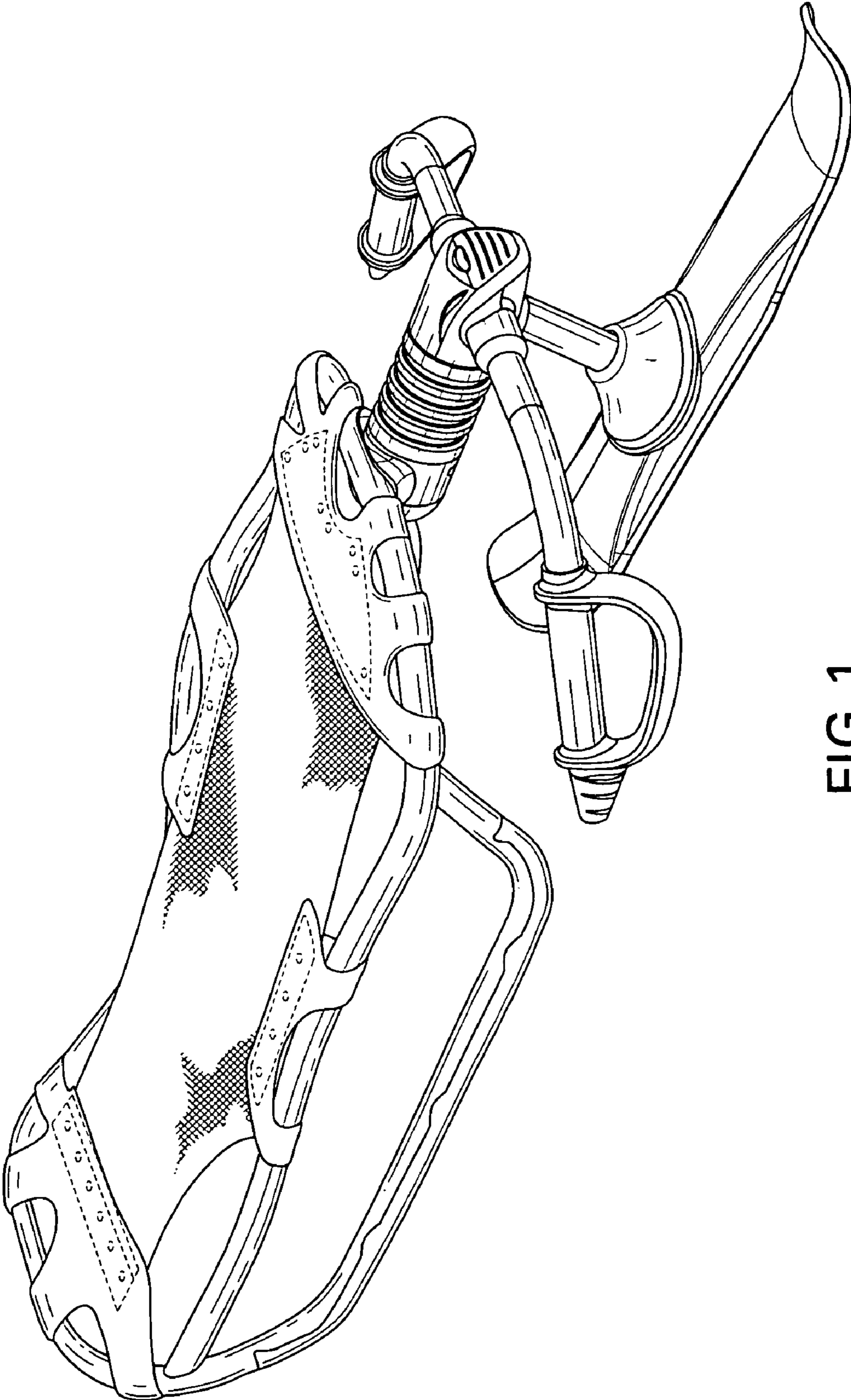


FIG.1

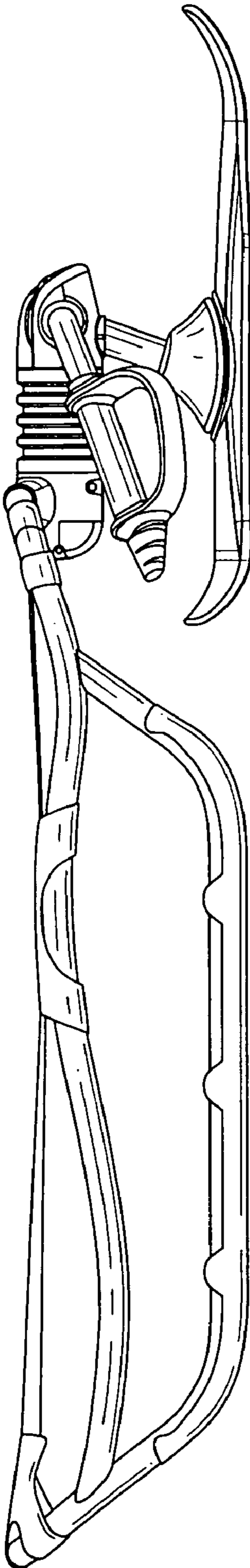


FIG. 2

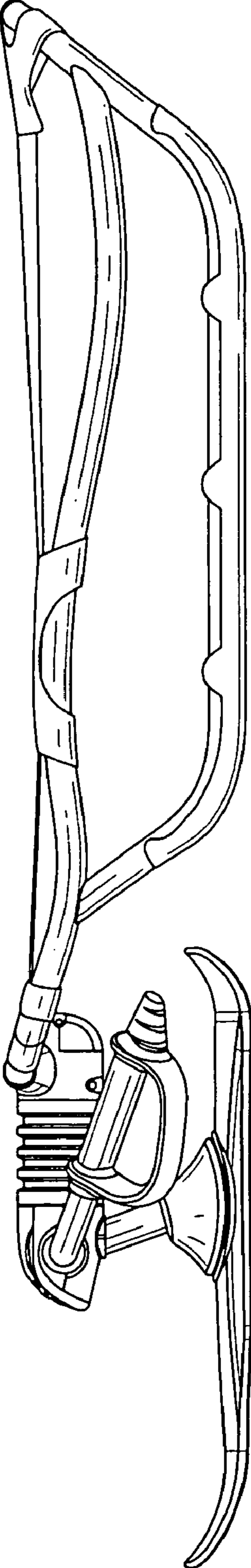


FIG. 3

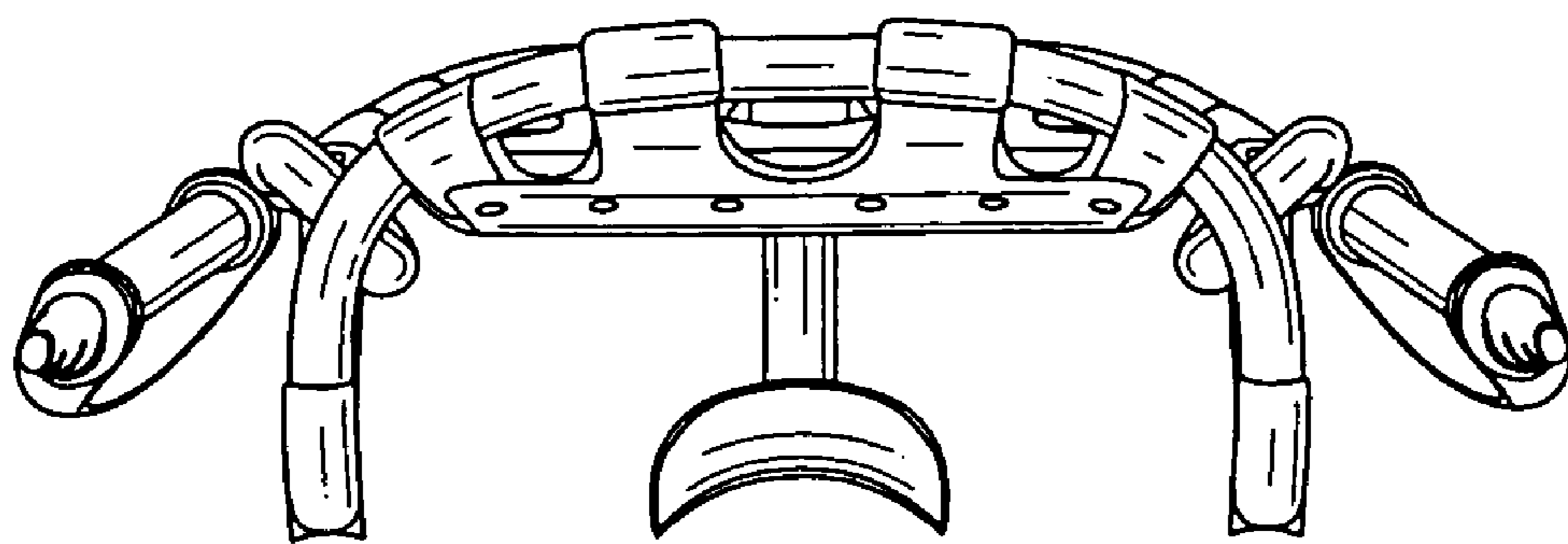


FIG. 4

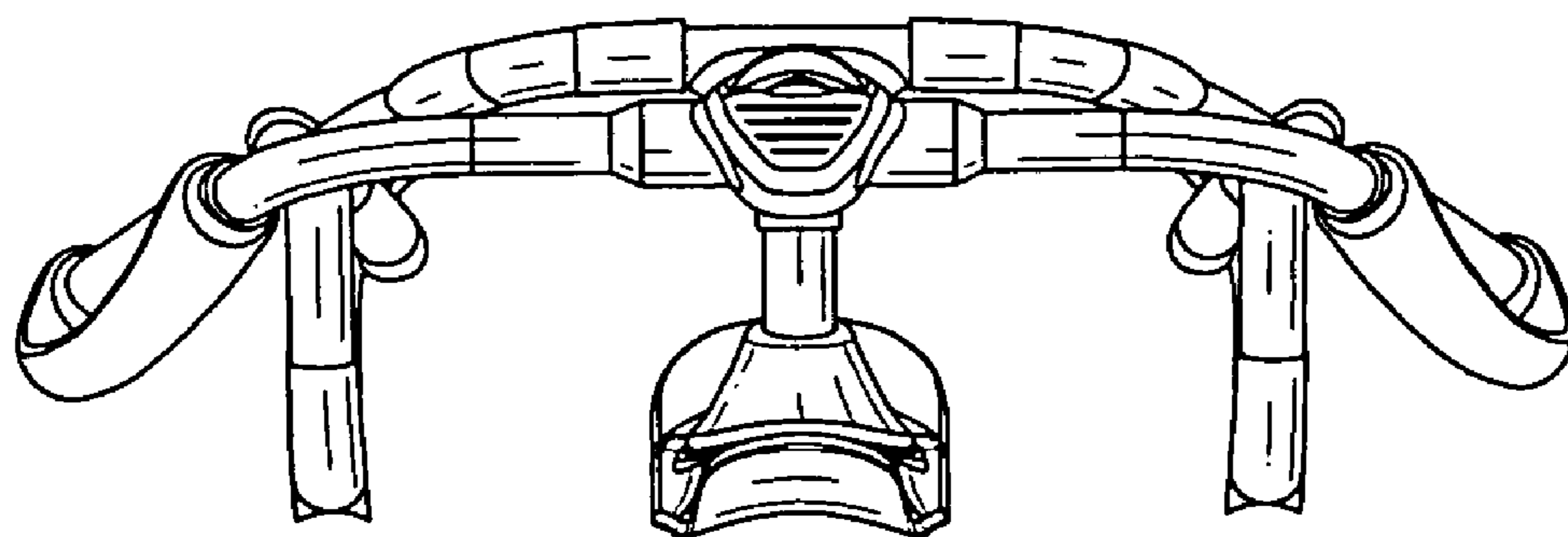


FIG. 5

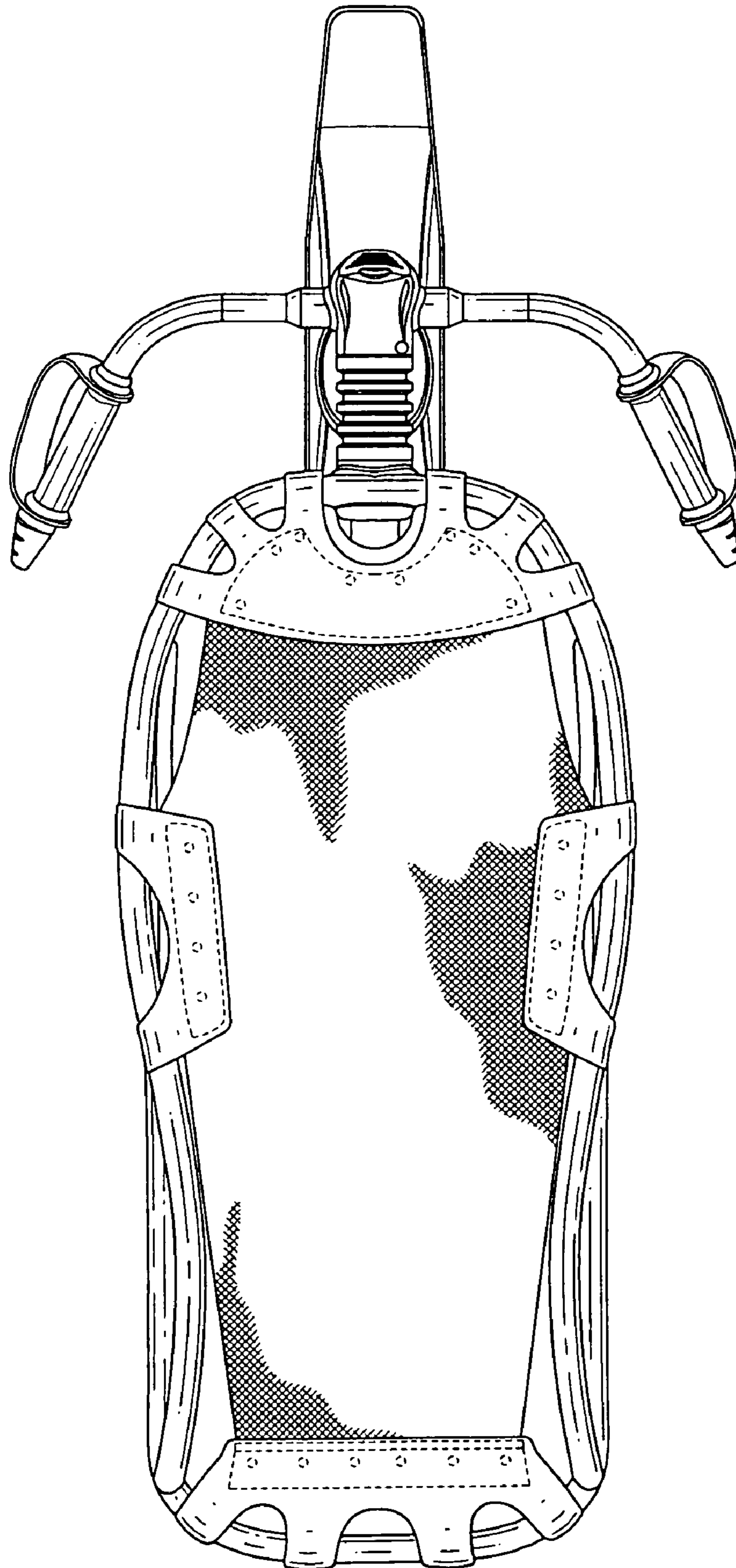


FIG. 6

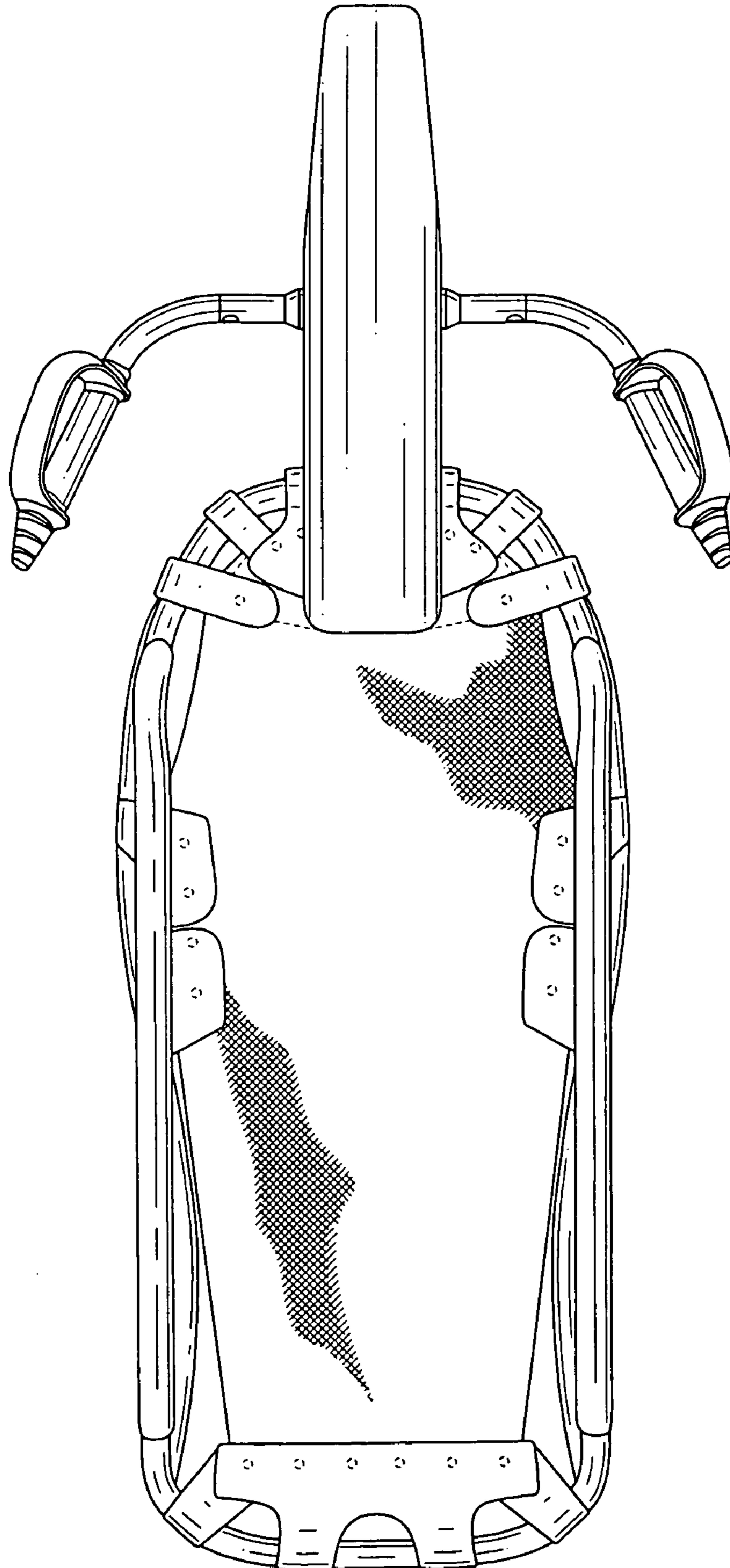


FIG. 7