



US00D657282S

(12) **United States Design Patent**
dos Santos Villar Filho

(10) **Patent No.:** **US D657,282 S**

(45) **Date of Patent:** **** Apr. 10, 2012**

(54) **HEART JEWELRY**

(76) **Inventor:** **Lydiberto dos Santos Villar Filho, São Paulo (BR)**

(**) **Term:** **14 Years**

(21) **Appl. No.:** **29/384,968**

(22) **Filed:** **Feb. 7, 2011**

(51) **LOC (9) Cl.** **11-01**

(52) **U.S. Cl.** **D11/56; D11/1; D11/81**

(58) **Field of Classification Search** D11/1,
D11/3, 26-39, 40-44, 56, 79; 63/1.11, 3.1,
63/3.2, 12, 13, 15, 15.1-15.4, 15.45, 15.5,
63/15.6, 15.65, 15.7, 15.8

See application file for complete search history.

(56) **References Cited**

U.S. PATENT DOCUMENTS

D253,996 S *	1/1980	Shiroka	D11/56
D279,463 S *	7/1985	Barr	D11/86
D283,409 S *	4/1986	Hergert	D11/81
4,665,594 A *	5/1987	Wagner	D11/56
D301,897 S *	6/1989	Wagner	D19/65
D381,286 S *	7/1997	Udiko	D11/81
D388,737 S *	1/1998	Branson	D11/147
D474,992 S *	5/2003	Deorah	D11/40
D484,823 S *	1/2004	Pachachi	D11/81
D512,660 S *	12/2005	Steshik	D11/81
D518,750 S *	4/2006	Lawlor et al.	D11/56
D533,477 S *	12/2006	Felley	D11/56

D534,096 S *	12/2006	Lovett	D11/103
D542,699 S *	5/2007	Schappert	D11/103
D599,244 S *	9/2009	Momjian	D11/81
D604,195 S *	11/2009	Overson et al.	D11/103
D610,480 S *	2/2010	Daswani	D11/1
D614,528 S *	4/2010	Johnson et al.	D11/103
D621,292 S *	8/2010	Phillips	D11/56
D621,296 S *	8/2010	Kennelty	D11/212
D639,695 S *	6/2011	Nudelman	D11/56

* cited by examiner

Primary Examiner — Cathron Brooks

Assistant Examiner — Melanie Pellegrini

(74) *Attorney, Agent, or Firm* — Duane Morris LLP

(57) **CLAIM**

The ornamental design for heart jewelry, as shown and described.

DESCRIPTION

FIG. 1 is a perspective illustration of a heart design element and associated jewelry according to the new design.

FIG. 2 is a front plan view thereof.

FIG. 3 is a rear plan view.

FIG. 4 is an elevation view from below in FIG. 2.

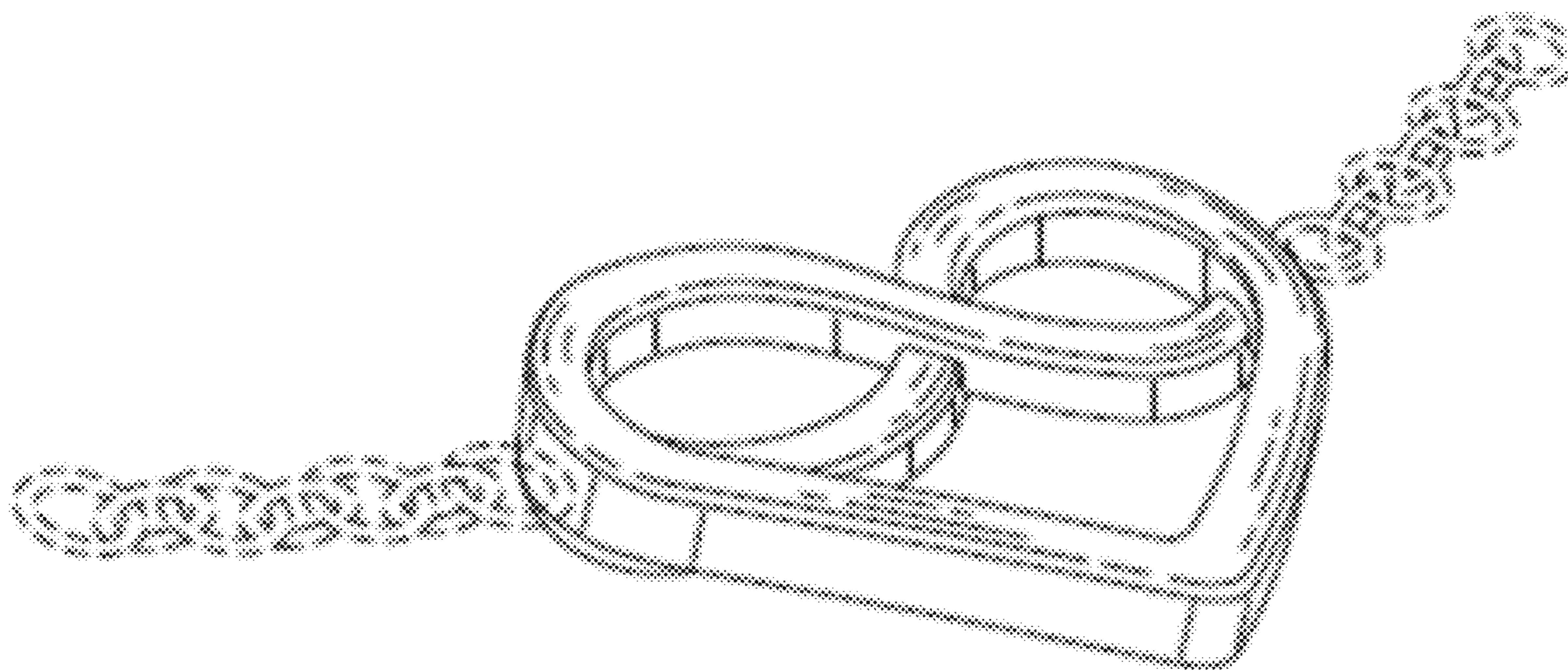
FIG. 5 is an elevation view from above in FIG. 2.

FIG. 6 is a side elevation from the right in FIG. 2; and,

FIG. 7 is a side elevation from the left in FIG. 2.

The broken lines in the drawings represent environmental matter and form no part of the claimed design.

1 Claim, 3 Drawing Sheets



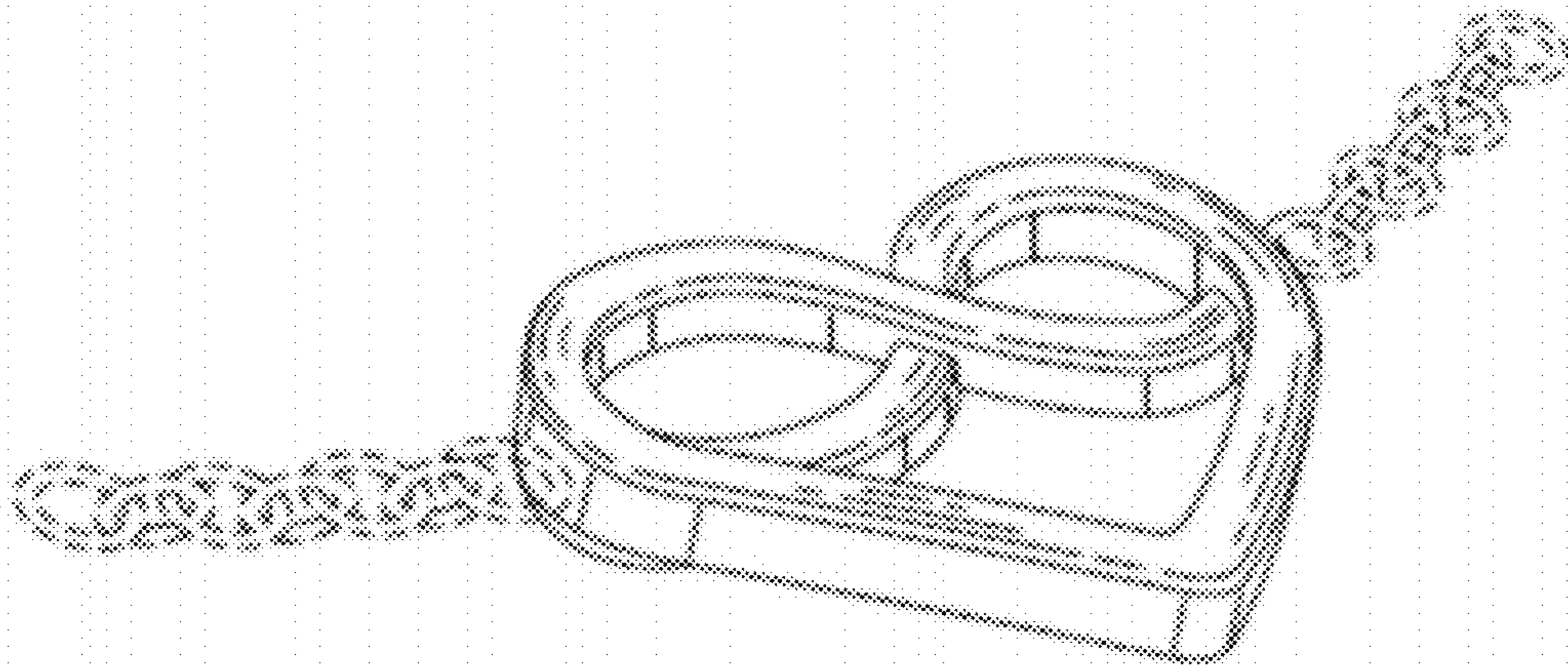


FIG. 1




FIG. 2




FIG. 3



FIG. 4




FIG. 5




FIG. 6



FIG. 7