



US00D657251S

(12) **United States Design Patent**  
**Rinderer et al.**

(10) **Patent No.:** **US D657,251 S**  
(45) **Date of Patent:** **\*\* Apr. 10, 2012**

(54) **BOTTLE**

(75) Inventors: **Matthias Rinderer**, Fuschl/See (AT);  
**Roland Concin**, Stallehr (AT); **Peter Huls**, Krov (DE); **Joachim Kalchmair**,  
Piberbach (AT); **Catherine Burger**,  
Strasswalchen (AT); **Nathalie Mikhaeel**,  
Salzburg (AT); **Gabriele**  
**Weber-Trinkfass**, Salzburg (AT)

(73) Assignee: **Red Bull GmbH**, Fuschl am See

(\*\*) Term: **14 Years**

(21) Appl. No.: **29/374,302**

(22) Filed: **Jul. 26, 2011**

**Related U.S. Application Data**

(62) Division of application No. 29/370,479, filed on Jul. 23, 2010, now Pat. No. Des. 649,881.

(30) **Foreign Application Priority Data**

Jan. 27, 2010 (EM) ..... 001661786-0001  
Jan. 27, 2010 (EM) ..... 001661786-0002  
Jan. 27, 2010 (EM) ..... 001661786-0003

(51) **LOC (9) Cl.** ..... **09-01**

(52) **U.S. Cl.** ..... **D9/504; D7/511**

(58) **Field of Classification Search** ..... D9/454,  
D9/500, 502-505, 516, 529, 537, 539-540,  
D9/544-546, 549, 558, 575, 582, 686, 692;  
D7/300.1, 509-511, 523, 591, 597, 608, 679;  
215/379, 381-382; 220/568, 660, 662, 669,  
220/675

See application file for complete search history.

(56) **References Cited**

U.S. PATENT DOCUMENTS

D285,656 S \* 9/1986 Champion ..... D9/503  
D291,523 S \* 8/1987 Minuti ..... D7/300.1  
D365,759 S \* 1/1996 Otani et al. .... D9/504  
D536,976 S \* 2/2007 Ciulla et al. .... D9/500  
D563,733 S \* 3/2008 Wang ..... D7/629  
D566,451 S \* 4/2008 Wang ..... D7/300.1  
D642,472 S \* 8/2011 Concin et al. .... D9/503  
D649,881 S \* 12/2011 Rinderer et al. .... D9/504

\* cited by examiner

*Primary Examiner* — Ian Simmons

*Assistant Examiner* — Dana L Sipos

(74) *Attorney, Agent, or Firm* — Chapman and Cutler LLP

(57) **CLAIM**

The ornamental design for a bottle, as shown and described.

**DESCRIPTION**

FIG. 1 is a front perspective view of a bottle showing our new design;

FIG. 2 is a front elevational view thereof, the left side, right side, and rear elevational views thereof being identical thereto;

FIG. 3 is a top plan view thereof;

FIG. 4 is a front perspective view thereof, shown with the cap portion removed;

FIG. 5 is a front elevational view of thereof, shown with the cap portion removed, the left side, right side, and rear elevational views thereof being identical thereto;

FIG. 6 is a top plan view thereof, shown with the cap portion removed; and,

FIG. 7 is a bottom plan view of thereof, shown with the cap portion removed.

The broken line showing of a mouthpiece is for the purpose of illustrating only and forms no part of the claimed design.

**1 Claim, 6 Drawing Sheets**

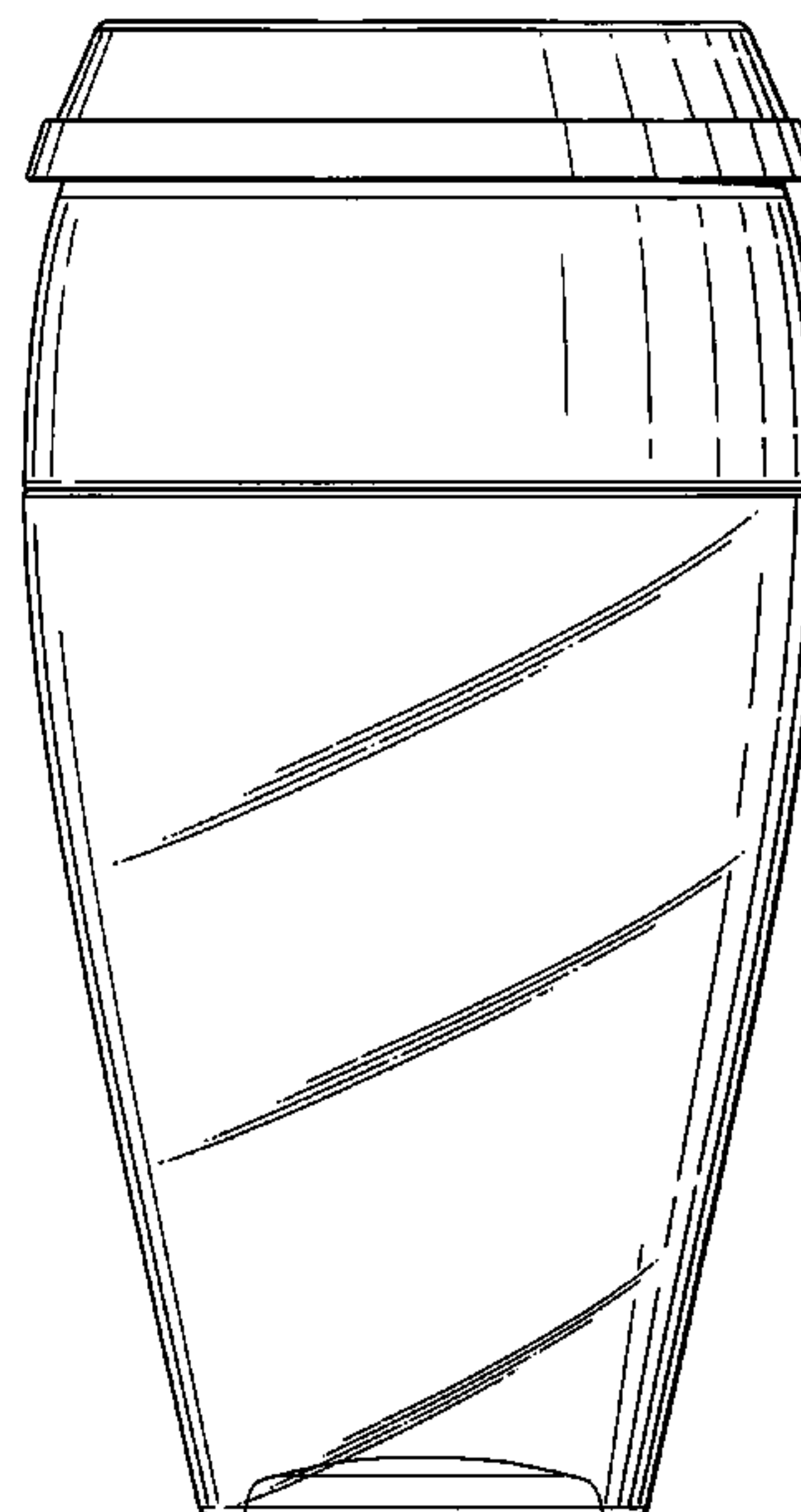
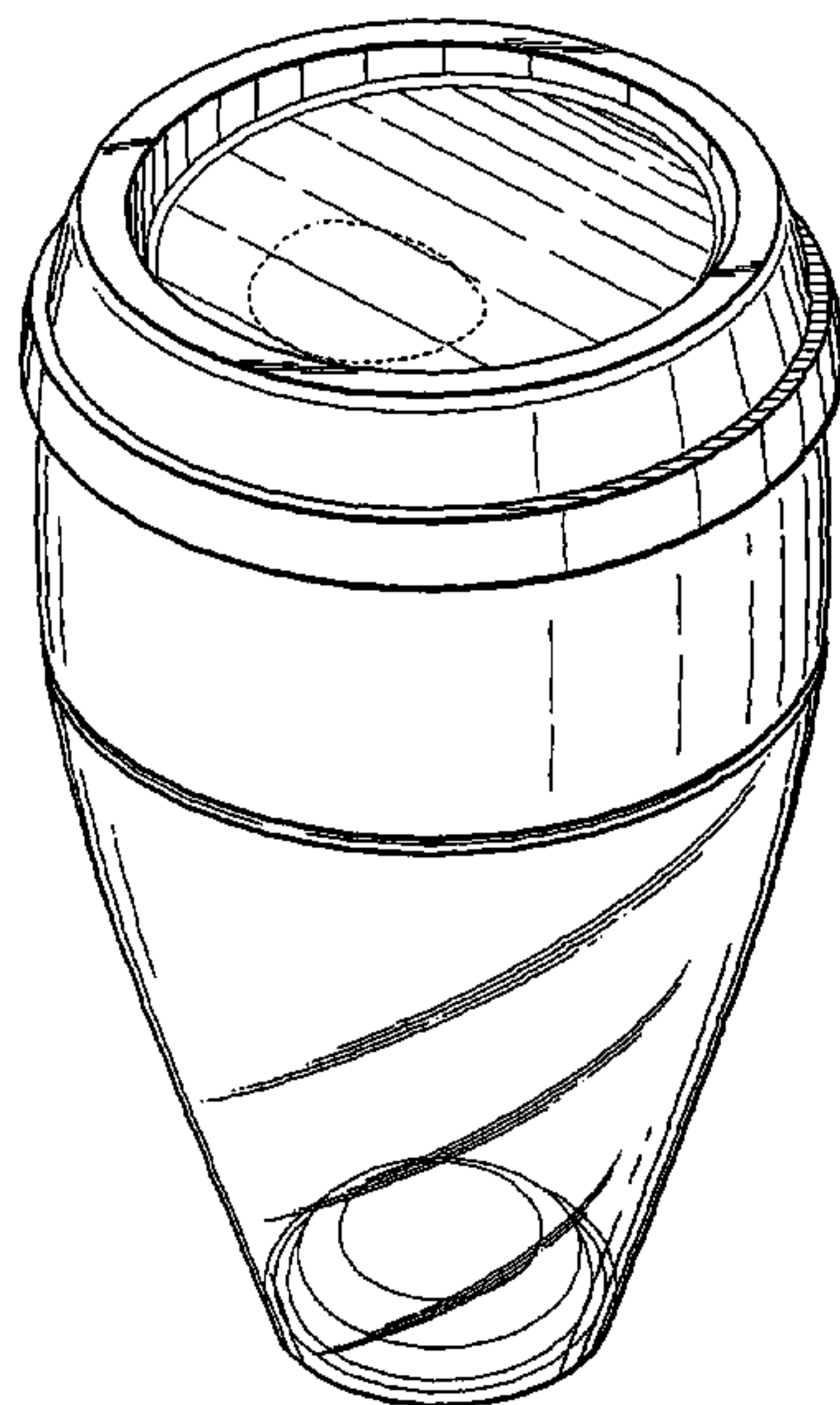


FIG. 1

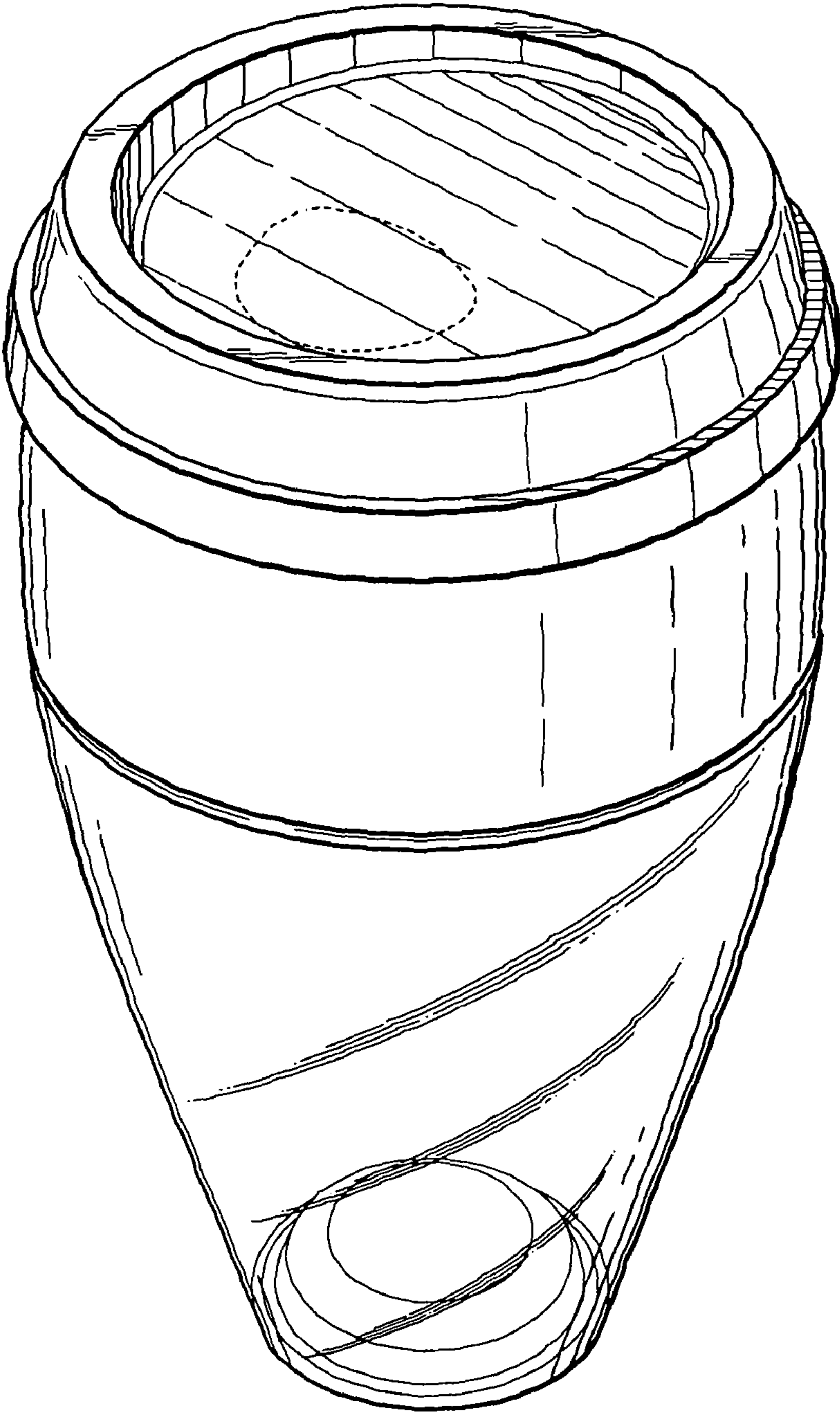
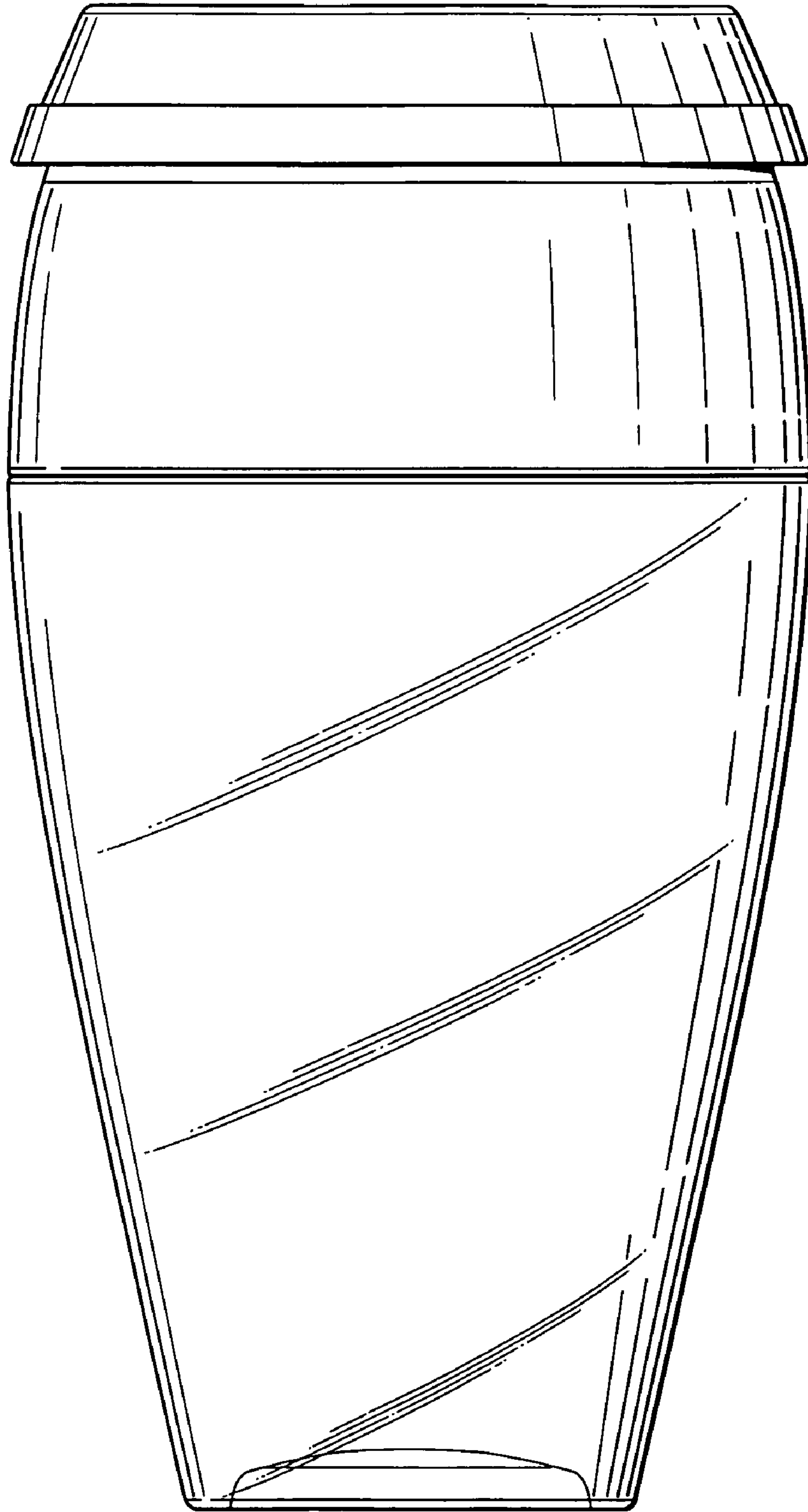


FIG. 2



**FIG. 3**

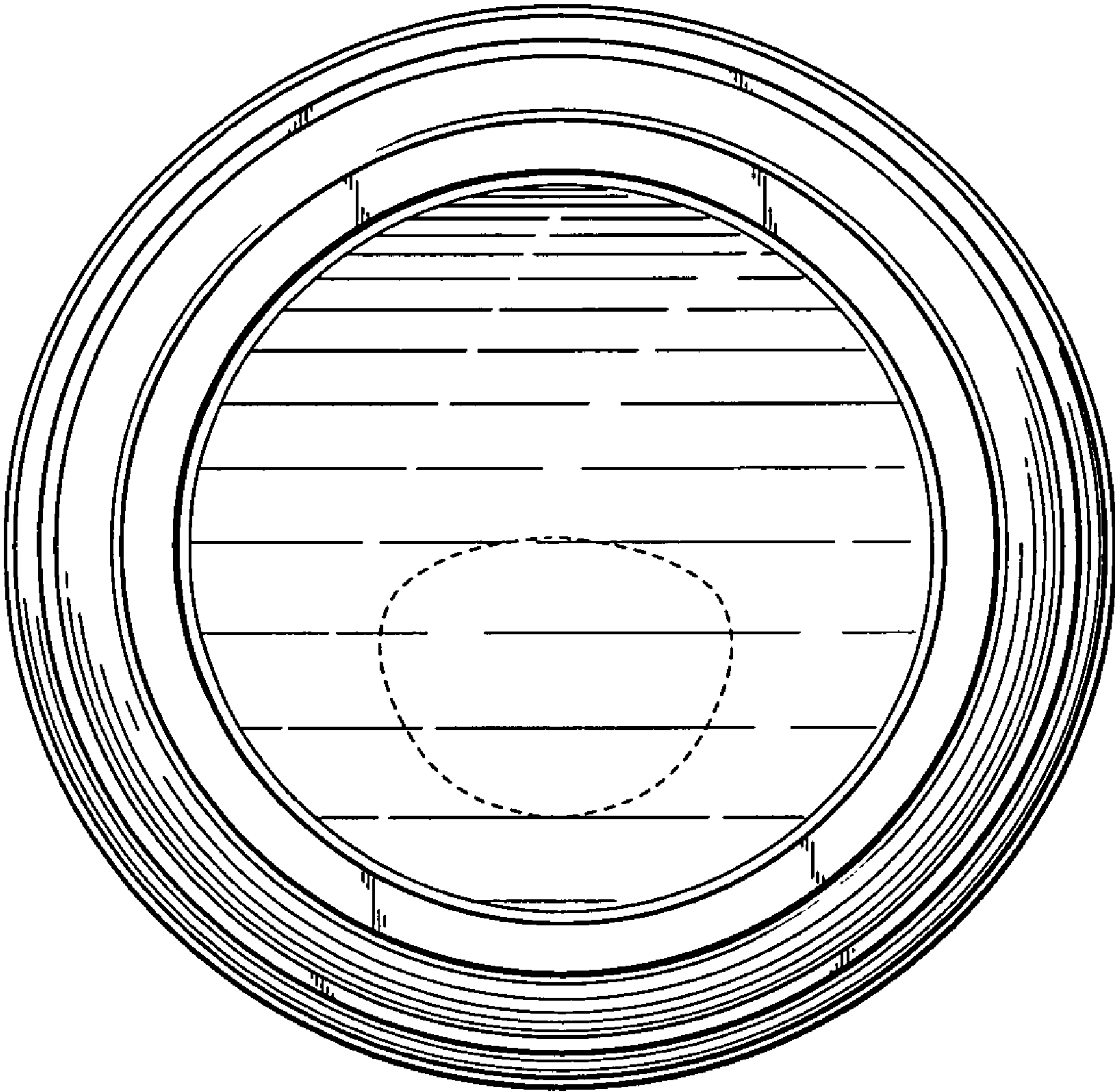




FIG. 4


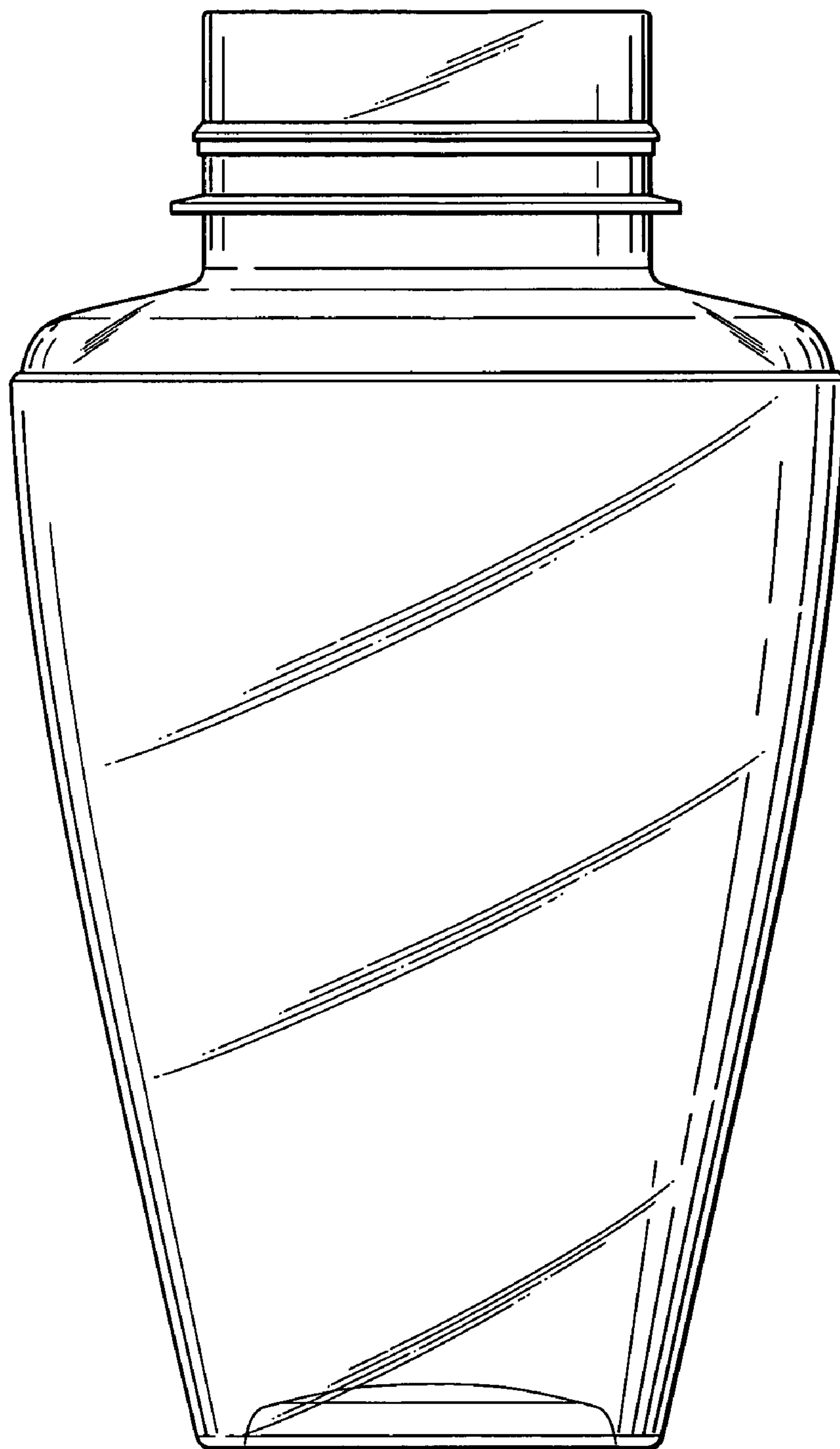
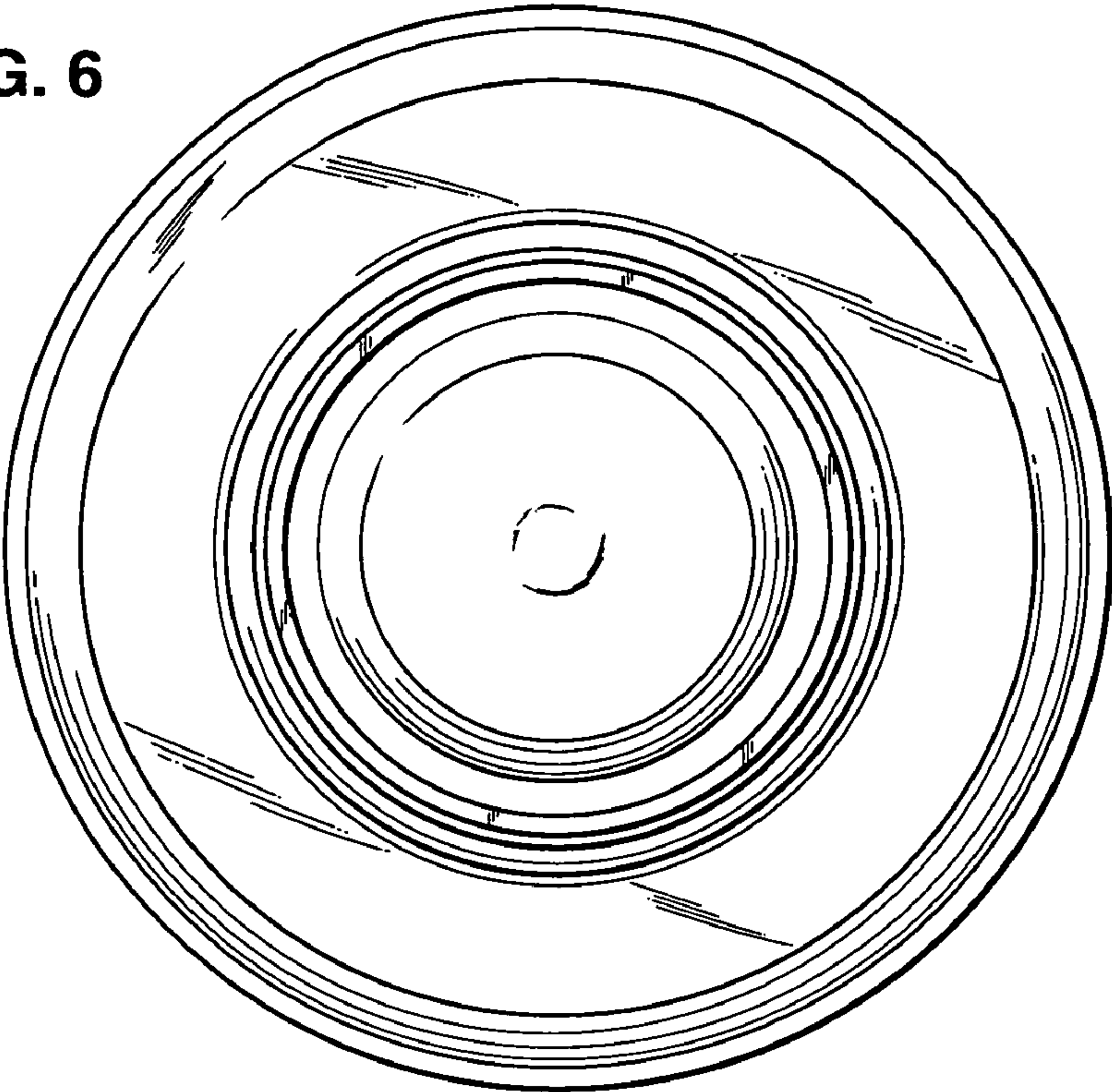


FIG. 5



**FIG. 6**



**FIG. 7**

