



US00D657238S

(12) **United States Design Patent**
Neufeldt

(10) **Patent No.:** **US D657,238 S**
(45) **Date of Patent:** **** Apr. 10, 2012**

(54) **CONTAINER**

(75) Inventor: **Dennis Neufeldt**, Lethbridge (CA)
(73) Assignee: **Haul-All Equipment, Ltd**, Alberta (CA)
(**) Term: **14 Years**
(21) Appl. No.: **29/387,530**
(22) Filed: **Mar. 15, 2011**

Related U.S. Application Data

(62) Division of application No. 29/342,373, filed on Aug. 24, 2009, now Pat. No. Des. 636,664.

Foreign Application Priority Data

Feb. 25, 2009 (CA) 129785
(51) **LOC (9) Cl.** **09-03**
(52) **U.S. Cl.** **D9/431**

(58) **Field of Classification Search** D9/430-433,
D9/414, 418, 420-423, 434; D3/272; D11/221;
D27/189; 206/100, 101, 101.3, 106, 108,
206/108.1, 116.1, 116.3, 116.5, 121, 122,
206/201, 213, 221, 222, 227, 922, 939, 942,
206/37; 229/87.08, 101.2, 193, 195, 197
See application file for complete search history.

(56) **References Cited**

U.S. PATENT DOCUMENTS

1,669,139	A *	5/1928	Martin	229/125.37
2,883,042	A *	4/1959	Richer	206/279
3,403,839	A *	10/1968	Farquhar	229/112
6,612,483	B2 *	9/2003	Harris et al.	229/104
D617,185	S *	6/2010	Wager	D9/431
D633,787	S *	3/2011	Vinseiro	D9/431
D637,485	S *	5/2011	Blomberg	D9/431
D641,619	S *	7/2011	Blomberg	D9/431
2010/0025455	A1 *	2/2010	Pan	229/111
2010/0035933	A1 *	2/2010	Mitchell et al.	514/338
2011/0174643	A1 *	7/2011	Pookrum	206/299
2011/0253772	A1 *	10/2011	Holch et al.	229/101.2

* cited by examiner

Primary Examiner — Karen S Acker

(74) *Attorney, Agent, or Firm* — Grossman, Tucker, Perreault & Pfeleger, PLLC

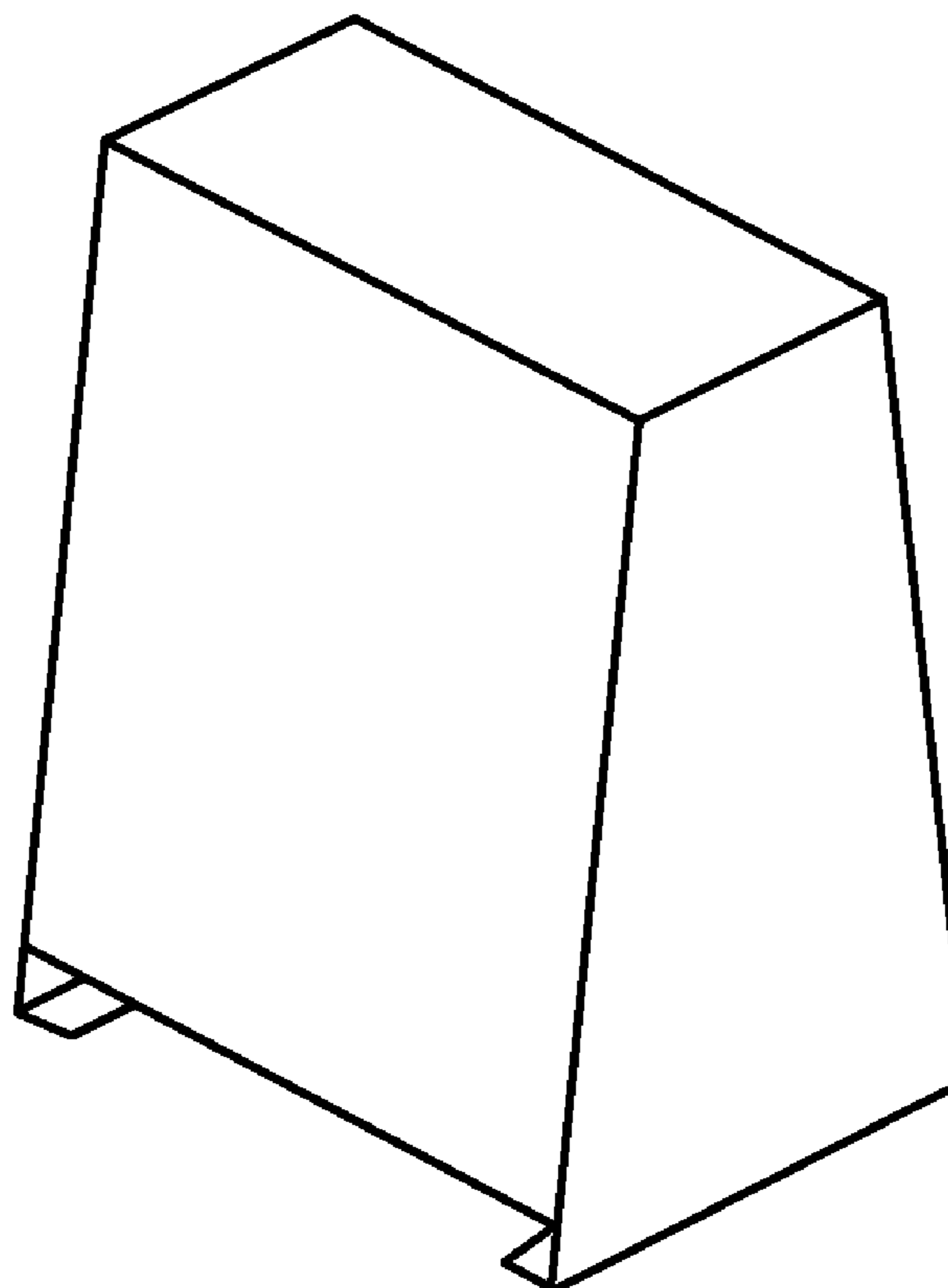
(57) **CLAIM**

The ornamental design for a container, as shown and described.

DESCRIPTION

FIG. 1 is a perspective view of the container;
FIG. 2 is a left side view thereof, the right side view being identical;
FIG. 3 is a front view thereof, the rear view being identical;
FIG. 4 is a top view thereof; and,
FIG. 5 is a bottom view thereof.

1 Claim, 2 Drawing Sheets



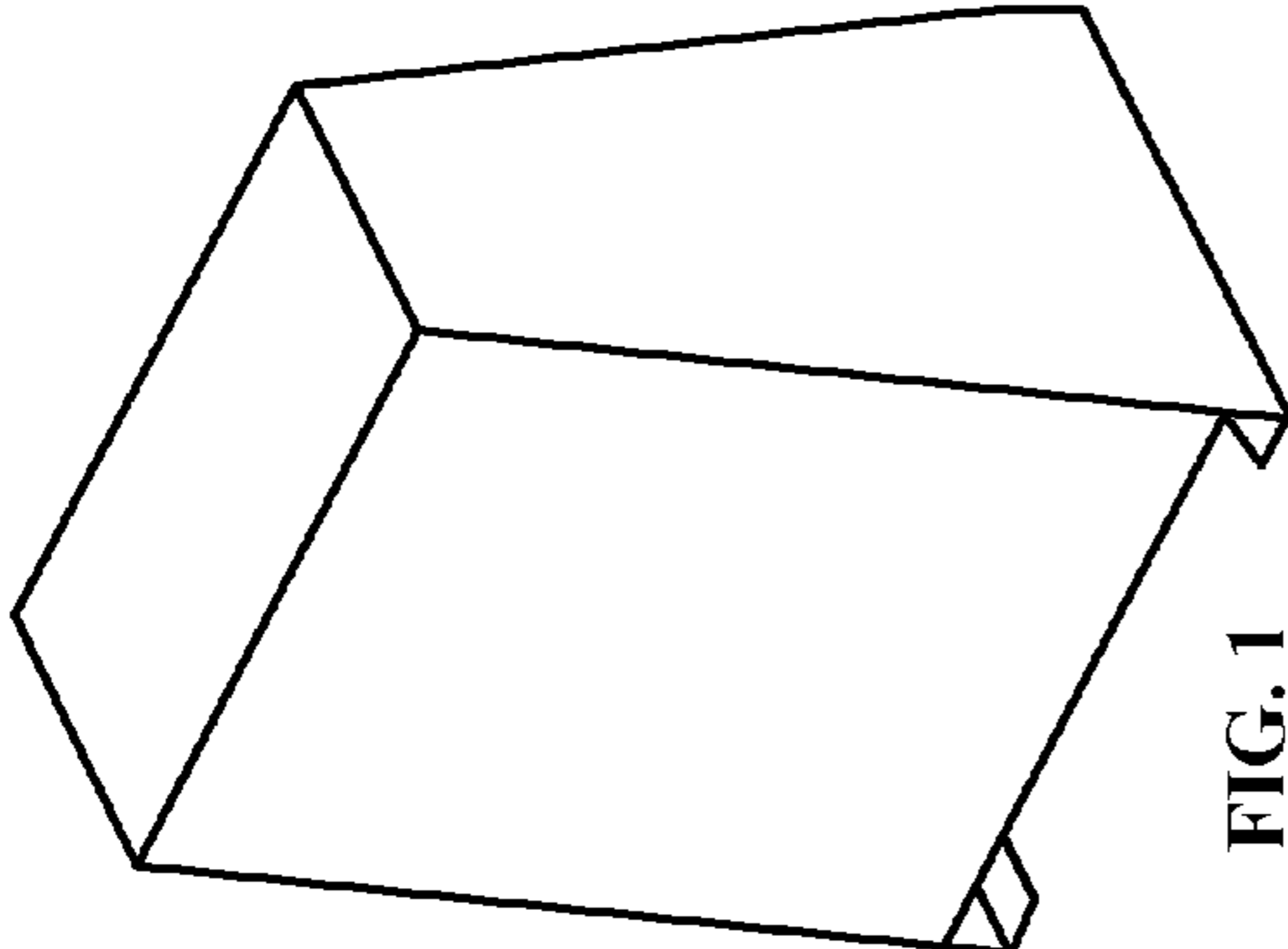


FIG. 1

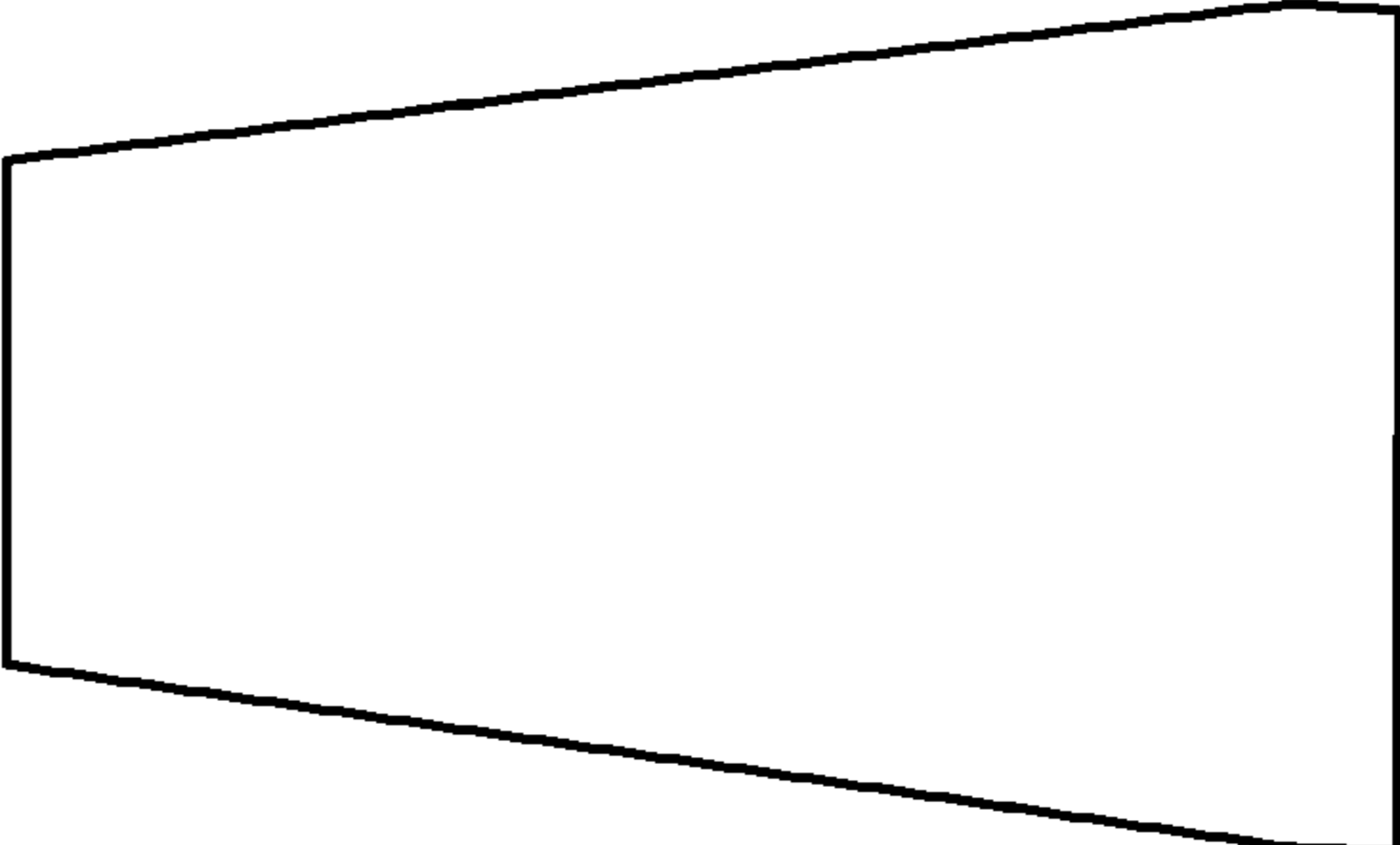


FIG. 2




FIG. 4




FIG. 3



FIG. 5