



US00D657235S

(12) **United States Design Patent**
Wang

(10) **Patent No.:** **US D657,235 S**
(45) **Date of Patent:** **** Apr. 10, 2012**

- (54) **SAFETY ELASTIC ROPE**
- (75) Inventor: **Wen-Ching Wang**, Taichung Hsien (TW)
- (73) Assignee: **Wen-Ching Wang**, Taichung Hsien (TW)
- (**) Term: **14 Years**
- (21) Appl. No.: **29/361,965**
- (22) Filed: **May 18, 2010**
- (51) **LOC (9) Cl.** **08-99**
- (52) **U.S. Cl.** **D8/499**
- (58) **Field of Classification Search** D8/400-499;
16/86 B, 85, 137, 342, 375; D13/156; D25/48;
49/171, 163; 359/504; 52/106; D1/125;
87/6, 2; 482/122; D23/393; D15/139
See application file for complete search history.

- D522,713 S * 6/2006 Nakata D1/125
- D531,650 S * 11/2006 Switzer D15/139
- D532,584 S * 11/2006 Richey et al. D1/125
- D536,538 S * 2/2007 Ping Sheng D5/99
- D539,550 S * 4/2007 Ping Sheng D5/99
- D570,774 S * 6/2008 Murakami D13/115
- D585,020 S * 1/2009 Murakami D13/115
- D627,536 S * 11/2010 Albuja et al. D1/125
- D627,537 S * 11/2010 Passi D1/126
- 7,827,895 B2 * 11/2010 Wang 87/6
- 2002/0081345 A1 * 6/2002 Kappes et al. 425/133.1
- 2010/0122625 A1 * 5/2010 Wang 87/2
- 2010/0255964 A1 * 10/2010 Wang 482/122

OTHER PUBLICATIONS

<http://www.lonstarhighway.com>; published 2008; "Rebar"; retrieved from internet Dec. 19, 2011.*

* cited by examiner

Primary Examiner — Barbara Fox

(74) *Attorney, Agent, or Firm* — Banner & Witcoff, Ltd.

(56) **References Cited**

U.S. PATENT DOCUMENTS

- 1,028,850 A * 6/1912 Aspergren 16/82
- 1,628,251 A * 5/1927 Laskey 426/516
- 1,923,322 A * 8/1933 Mendel 156/148
- 3,023,483 A * 3/1962 Steiner 428/394
- D199,084 S * 9/1964 Feigenbaum D15/199
- 3,198,173 A * 8/1965 Fisher 119/709
- 3,244,544 A * 4/1966 Scharf 428/397
- 3,387,069 A * 6/1968 Stohr 264/145
- D228,336 S * 9/1973 Pace D7/697
- 4,194,873 A * 3/1980 Killmeyer 425/93
- 4,586,846 A * 5/1986 Kellison 404/6
- 5,449,563 A * 9/1995 Zhang 428/592
- 5,702,816 A * 12/1997 Kaiser 428/375
- D398,551 S * 9/1998 Kupelian D11/18
- 5,819,453 A * 10/1998 Eichert et al. 40/411
- 5,851,468 A * 12/1998 Kaiser 264/177.13
- D418,402 S * 1/2000 Hailey D8/402
- 6,158,999 A * 12/2000 Hartman et al. 425/192 R
- D471,036 S * 3/2003 Tseng D6/491
- 6,533,974 B1 * 3/2003 Hartman et al. 264/48
- 6,805,543 B2 * 10/2004 Fux et al. 425/133.1
- D522,711 S * 6/2006 Nakata D1/125

(57) **CLAIM**

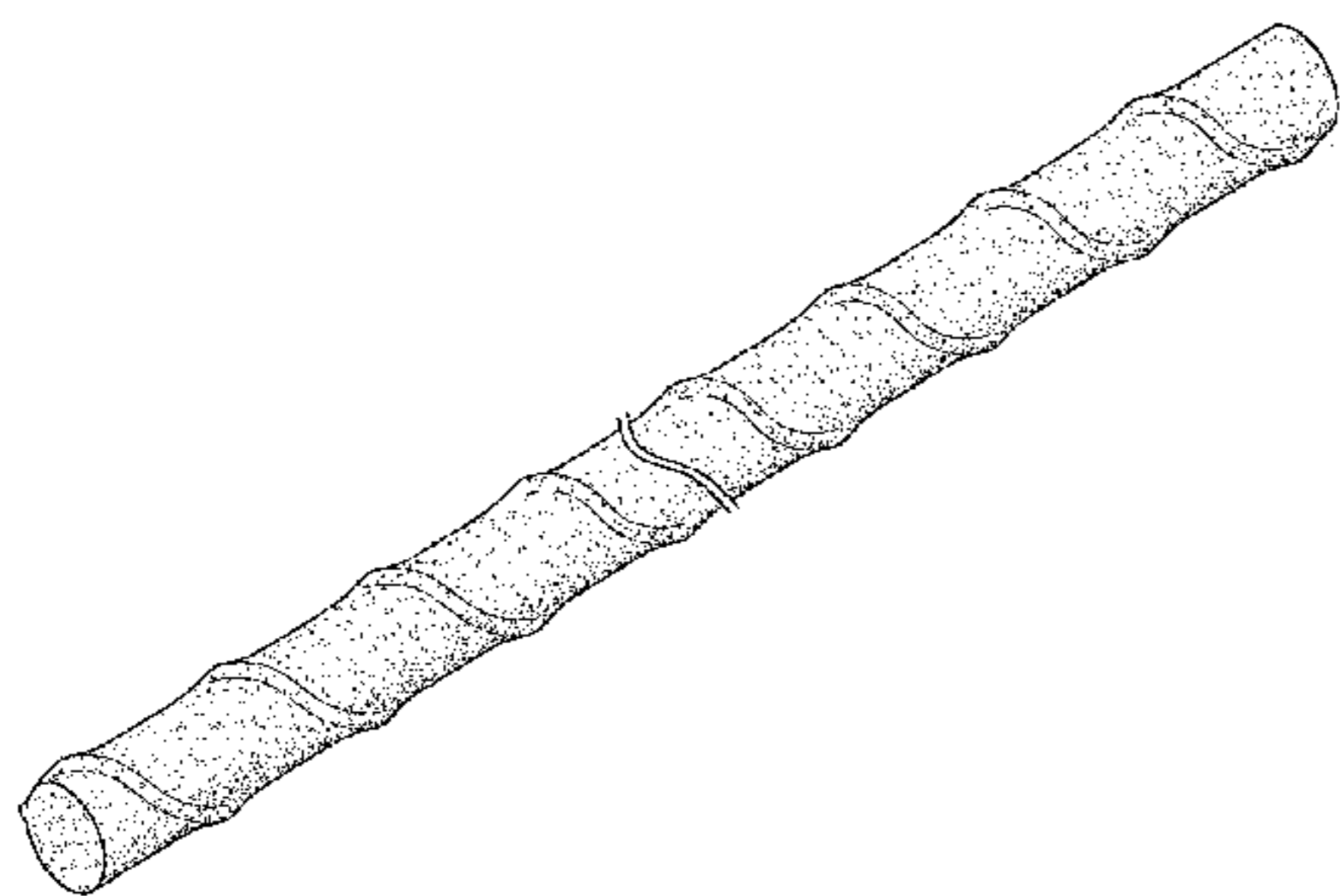
The ornamental design for safety elastic rope, as shown and described.

DESCRIPTION

FIG. 1 is a perspective view of safety elastic rope showing my new design;
 FIG. 2 is a front elevational view thereof;
 FIG. 3 is a rear elevational view thereof;
 FIG. 4 is a left side elevational view thereof;
 FIG. 5 is a right side elevational view thereof;
 FIG. 6 is a top plan view thereof;
 FIG. 7 is a bottom plan view thereof; and,
 FIG. 8 is another perspective view of the safety elastic rope in use.

The safety elastic rope is shown broken apart for ease of illustration and indicates that no specific length is claimed. The broken lines shown in the drawings represent environmental structure and form no part of the claimed design.

1 Claim, 5 Drawing Sheets



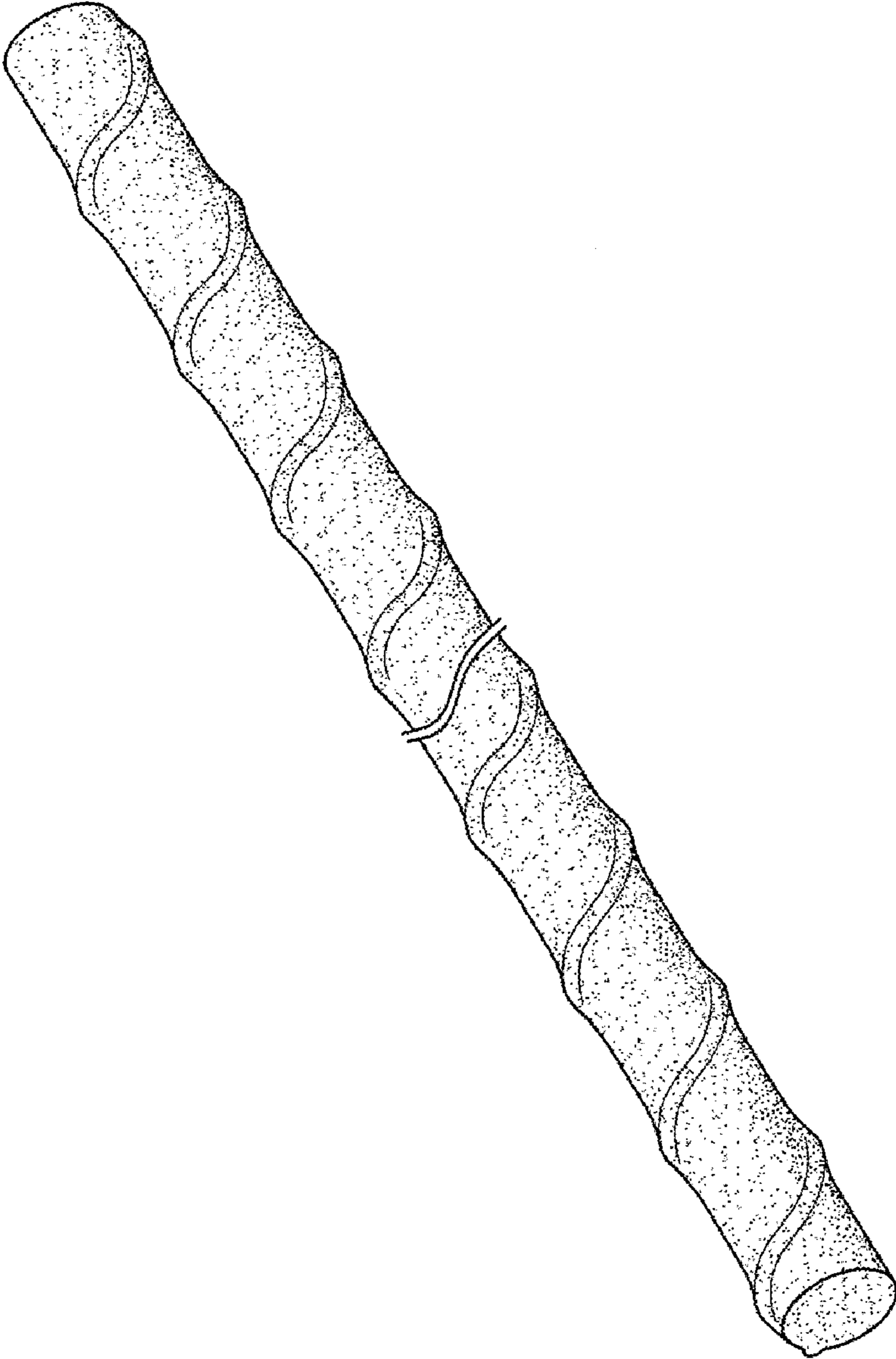


FIG. 1

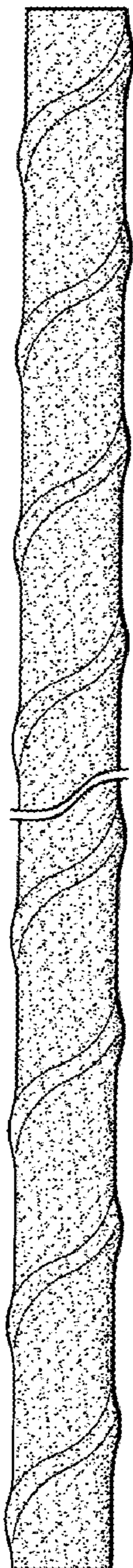


FIG. 2



FIG. 3

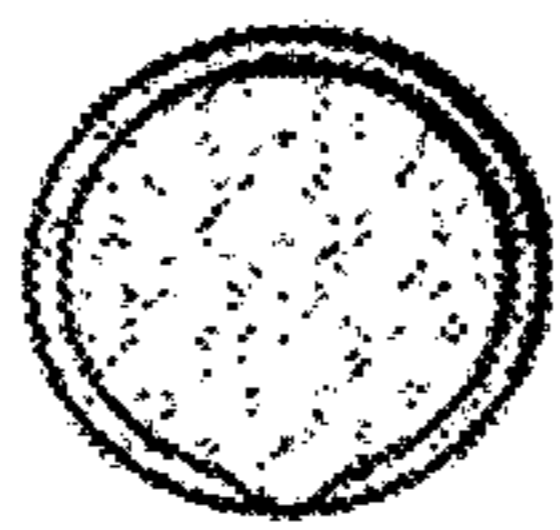


FIG. 4

FIG. 5

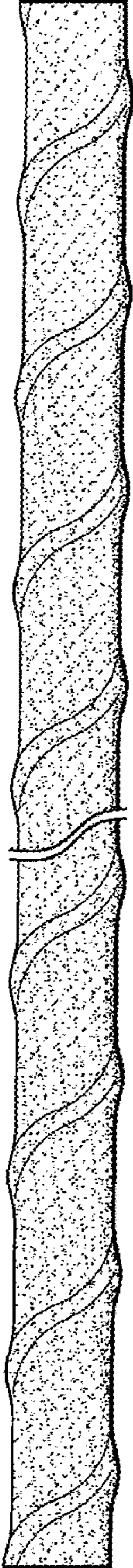


FIG. 6

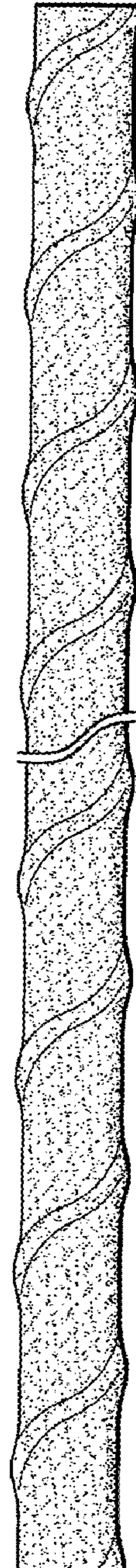


FIG. 7

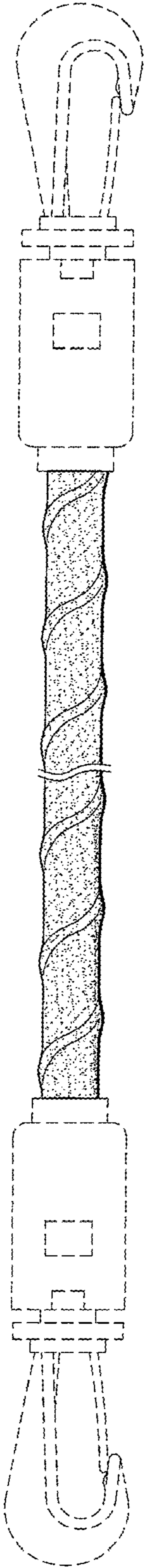


FIG. 8