



US00D657213S

(12) **United States Design Patent**
Pond et al.

(10) **Patent No.:** **US D657,213 S**
(45) **Date of Patent:** **** Apr. 10, 2012**

(54) **HANDLE FOR A PIPE WRENCH**

OTHER PUBLICATIONS

(75) Inventors: **Frederick D. Pond**, LaGrange, OH (US); **Paul W. Gress**, Bay Village, OH (US); **David L. Machovina**, Elyria, OH (US)

Thirteen (13) pages from www.ridgid.com, including photographs of various pipe wrenches (2009).

* cited by examiner

(73) Assignee: **Emerson Electric Co.**, St. Louis, MO (US)

Primary Examiner — Raphael Barkai
Assistant Examiner — Randall H Gholson

(**) Term: **14 Years**

(21) Appl. No.: **29/338,028**

(57) **CLAIM**

The ornamental design for a handle for a pipe wrench, as shown and described.

(22) Filed: **Jun. 3, 2009**

(51) **LOC (9) Cl.** **08-05**

(52) **U.S. Cl.** **D8/22; D8/28**

(58) **Field of Classification Search** D8/17,
D8/21–29, 97, 107; 81/60, 177.1, 177.85,
81/121.1, 124.3, 165–170, 110.1, 176.2,
81/124.6, 176.1, 176.15, 177.2, 186; 16/110.1;
D15/144.1; 219/75, 227, 229, 121.16, 121.18
See application file for complete search history.

DESCRIPTION

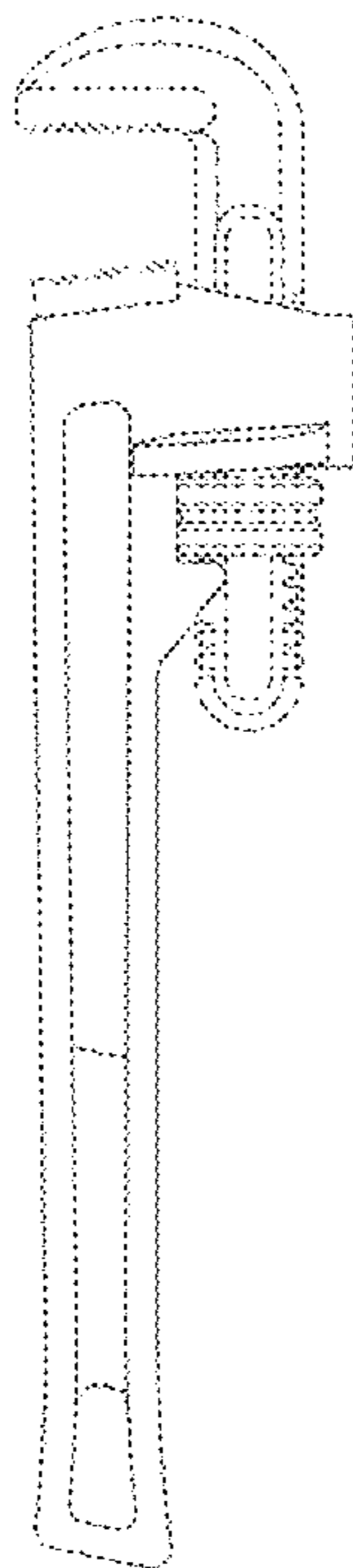
FIG. 1 is a front view of a handle for a pipe wrench; the opposite side to that shown being a substantial mirror image; FIG. 2 is a right side view of the handle for a pipe wrench of FIG. 1; FIG. 3 is a left side view of the handle for a pipe wrench of FIG. 1; FIG. 4 is a top view of the handle for a pipe wrench of FIG. 1; FIG. 5 is a bottom view of the handle for a pipe wrench of FIG. 1; FIG. 6 is a right-front perspective view of the handle for a pipe wrench of FIG. 1; and, FIG. 7 is a bottom-right perspective view of the handle for a pipe wrench of FIG. 1. It is to be understood that those portions shown in broken lines in the accompanying figures do not constitute a part of the subject design and are for illustrative purposes only.

(56) **References Cited**

U.S. PATENT DOCUMENTS

D164,505	S	*	9/1951	Larson	D8/23
3,015,246	A	*	1/1962	Buyer	81/167
3,280,670	A	*	10/1966	Woodling	81/177.1
D362,603	S	*	9/1995	Woo	D8/23
D474,380	S	*	5/2003	Chartier et al.	D8/23
D483,238	S	*	12/2003	Hsieh	D8/22
6,742,419	B2	*	6/2004	Chartier et al.	81/99
D494,030	S	*	8/2004	Burry	D8/22
D549,533	S	*	8/2007	Pond et al.	D8/22
D571,172	S	*	6/2008	Yu	D8/22

1 Claim, 4 Drawing Sheets



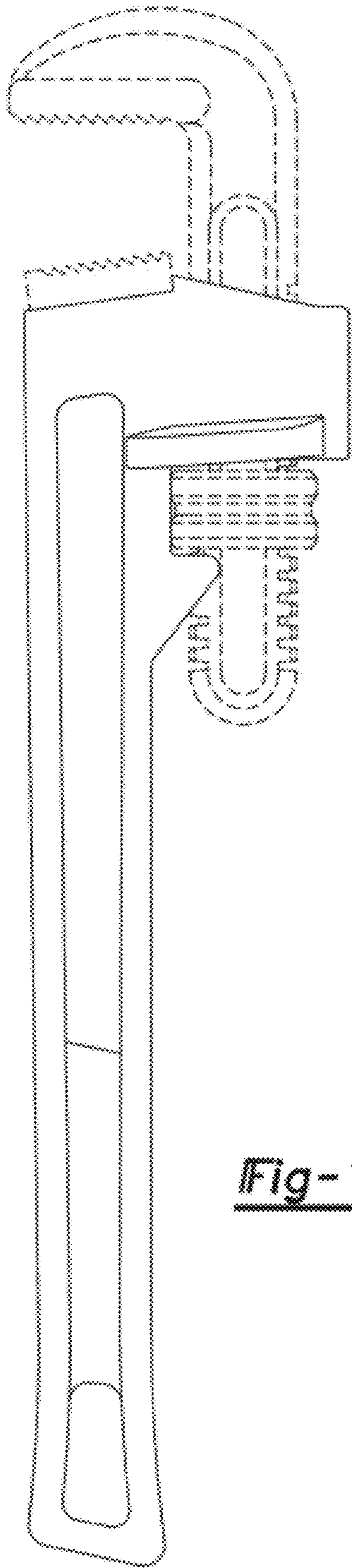


Fig-1

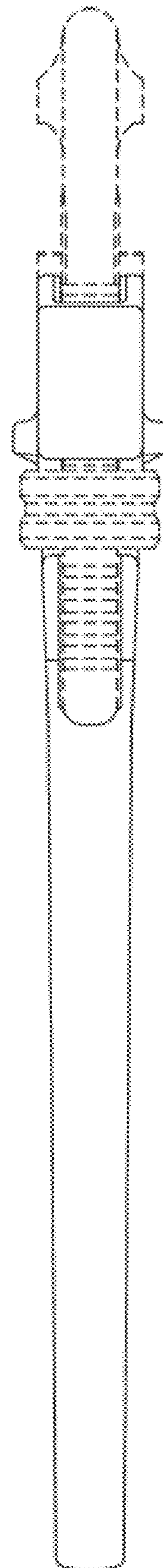


Fig-2

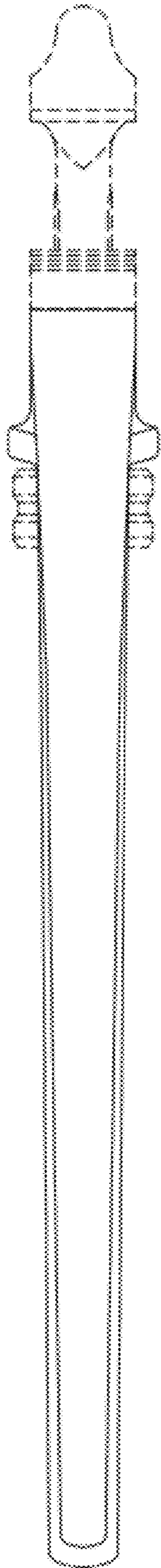


Fig-3

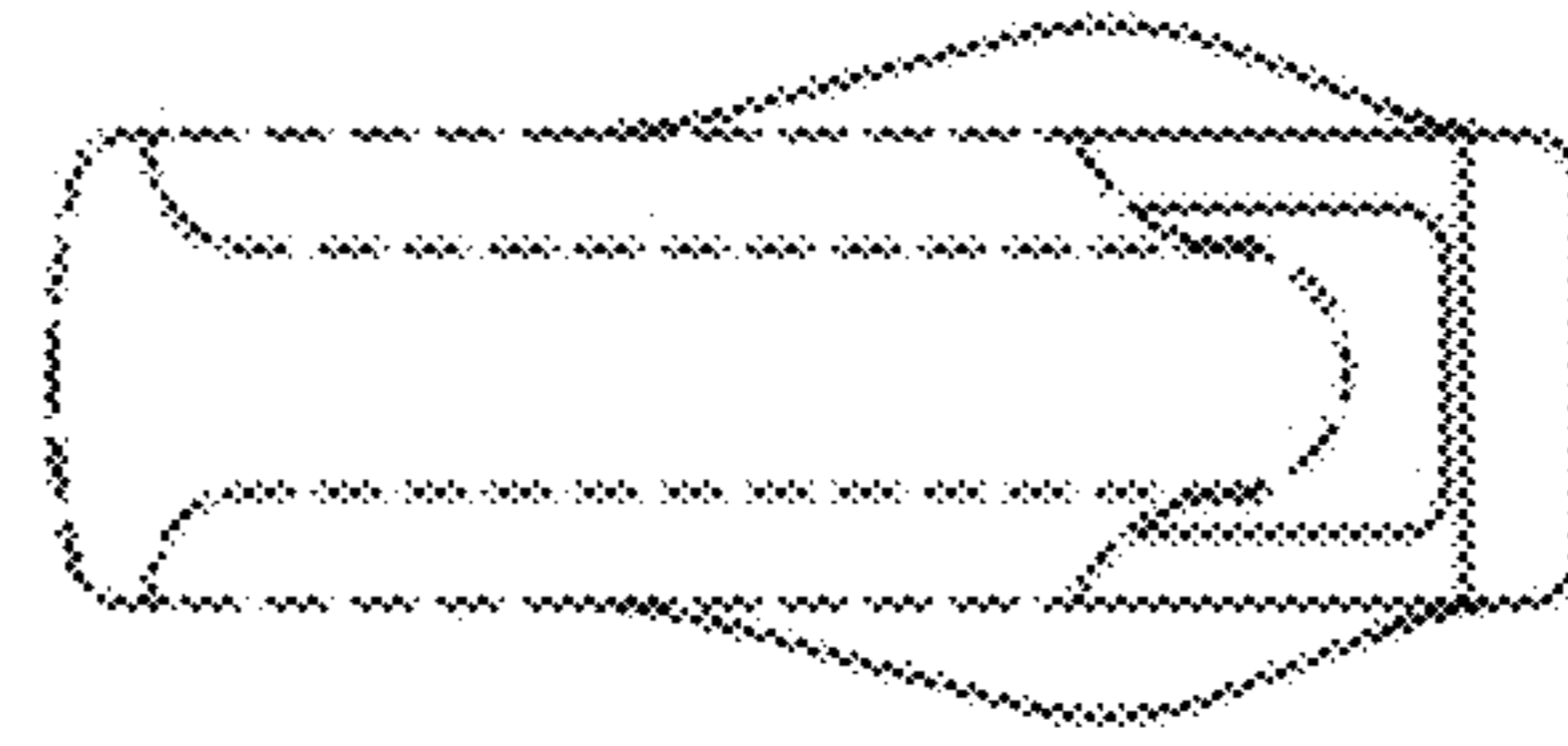


Fig-4

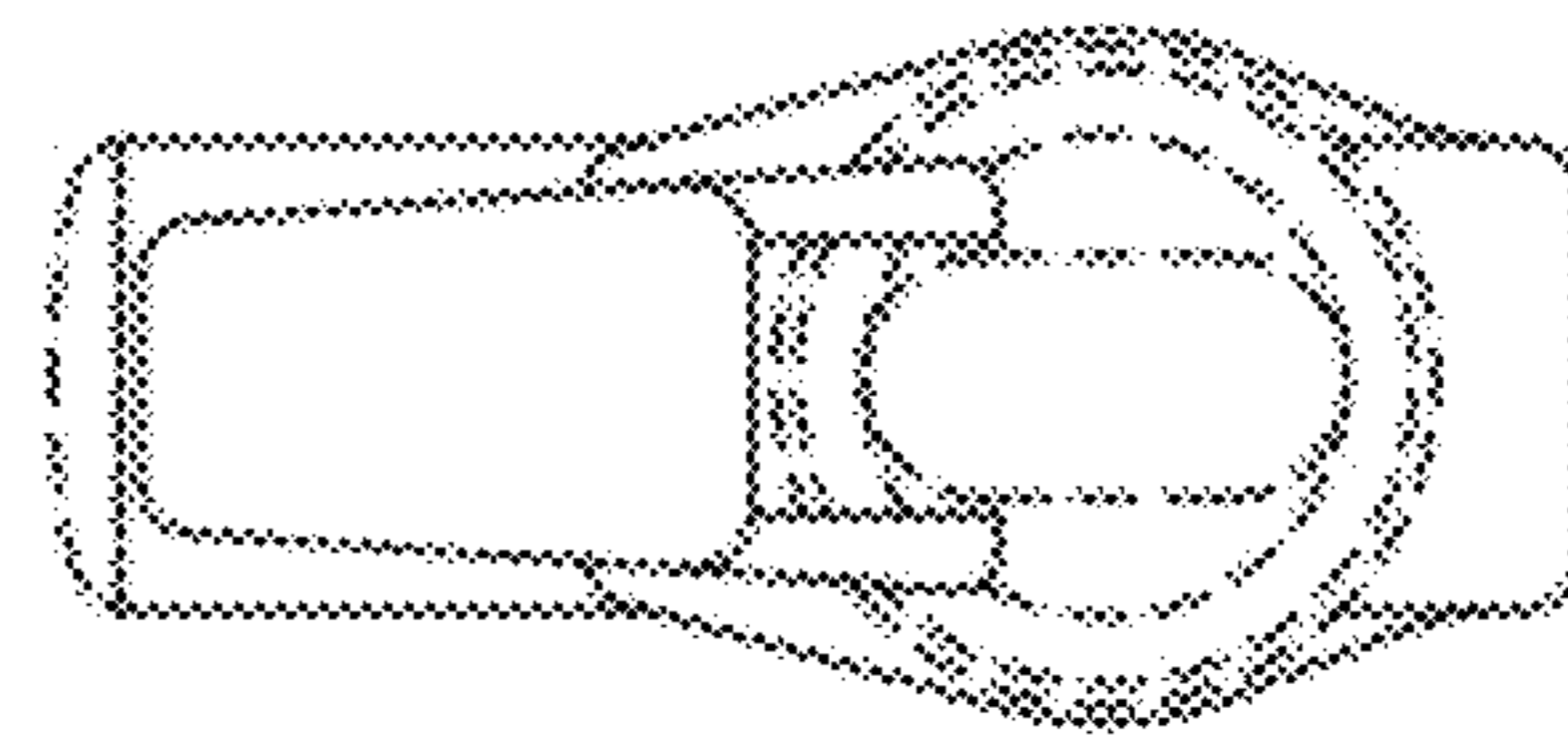


Fig-5

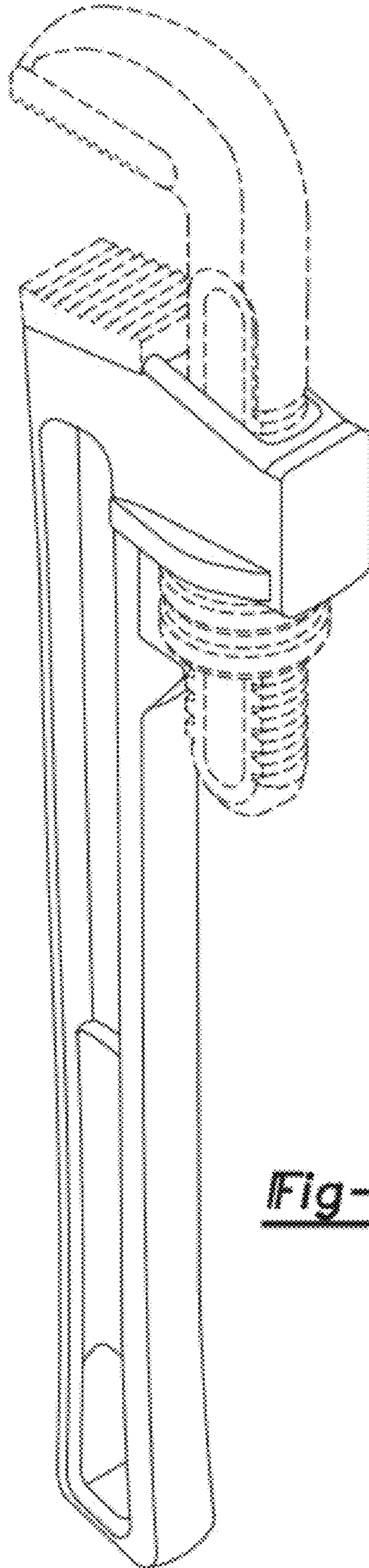


Fig-6

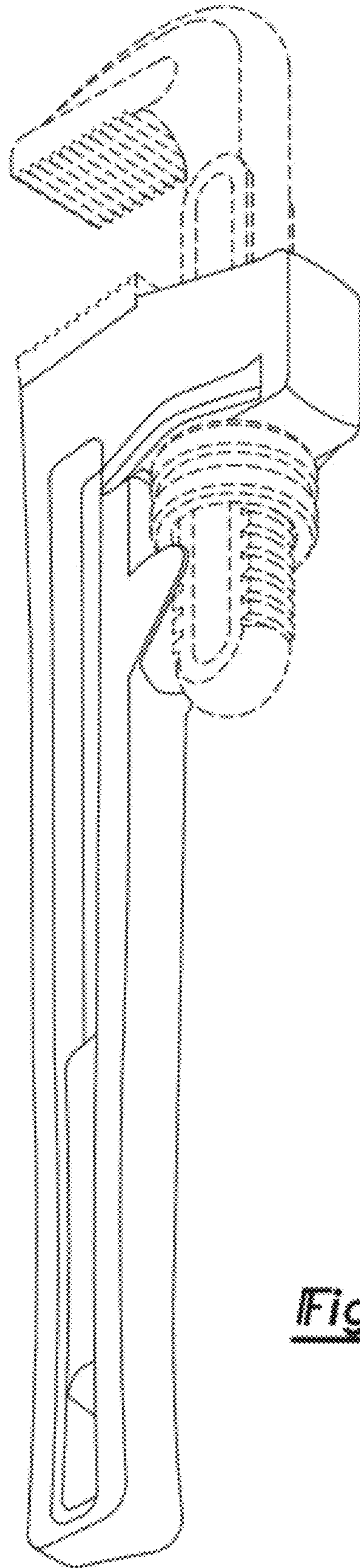


Fig-7